



**MINISTRY OF LANDS, PUBLIC WORKS, HOUSING, AND URBAN  
DEVELOPMENT**

**STATE DEPARTMENT OF HOUSING AND URBAN DEVELOPMENT**

**Tender Document**

**For**

**PROPOSED DEVELOPMENT OF MULOT, CHEBUNYO AND OLOLULUNGA  
FRESH PRODUCE MARKETS (ESP)**

**TENDER NO.**

MLPWHUD/SDHUD/UDD/ESP/015/2023-2024 – CLUSTER 15

Ministry of Lands, Public Works, Housing, and Urban Development,  
State Department for Housing and Urban Development,  
P.O Box 30119-00100  
Nairobi, Kenya  
Tel: +254-020-2713833

**Closing Date: 16<sup>th</sup> August 2023**

**AUGUST 2023**

# TABLE OF CONTENTS

INVITATION TO TENDER .....	V
SECTION I - INSTRUCTIONS TO TENDERERS .....	1
<b>A. General Provisions .....</b>	<b>1</b>
1. Scope of Tender .....	1
2. Fraud and Corruption .....	1
3. Eligible Tenderers .....	1
4. Eligible Goods, Equipment, and Services .....	3
5. Tenderer's Responsibilities .....	3
<b>B. Contents of Tender Documents .....</b>	<b>3</b>
6. Sections of Tender Document .....	3
7. Site visit .....	4
8. Pre-Tender Meeting .....	4
9. Clarification and amendment of Tender Documents .....	5
10. Amendment of Tender Documents .....	5
<b>C. Preparation of Tenders .....</b>	<b>5</b>
11. Cost of Tendering .....	5
12. Language of Tender .....	5
13. Documents Comprising the Tender .....	5
14. Form of Tender and Schedules .....	6
15. Alternative Tenders .....	6
16. Tender Prices and Discounts .....	6
17. Currencies of Tender and Payment .....	7
18. Documents Comprising the Technical Proposal .....	7
19. Documents Establishing the Eligibility and Qualifications of the Tenderer .....	7
20. Period of Validity of Tenders .....	8
21. Tender Security .....	8
22. Format and Signing of Tender .....	9
<b>D. Sealing and Marking of Tenders .....</b>	<b>9</b>
23. Sealing and Marking of Tenders .....	9
24. Deadline for Submission of Tenders .....	10
25. Late Tenders .....	10
26. Withdrawal, Substitution, and Modification of Tenders .....	10
27. Tender Opening .....	10
<b>E. Evaluation and Comparison of Tenders .....</b>	<b>11</b>
28. Confidentiality .....	11
29. Clarification of Tenders .....	11
30. Deviations, Reservations, and Omissions .....	12
31. Determination of Responsiveness .....	12
32. Non-material Non-conformities .....	12
33. Arithmetical Errors .....	12
34. Conversion to Single Currency .....	13
35. Margin of Preference and Reservations .....	13
36. Subcontractors .....	13
37. Evaluation of Tenders .....	13
38. Comparison of Tenders .....	14
39. Abnormally Low Tenders .....	14
40. Abnormally High Tenders .....	14
41. Unbalanced and/or Front-Loaded Tenders .....	14
42. Qualifications of the Tenderer .....	15
43. Best Evaluated Tender .....	15
44. Procuring Entity's Right to Accept Any Tender, and to Reject Any or All Tenders .....	15

<b>F. Award of Contract.....</b>	<b>15</b>
45. Award Criteria .....	15
46. Notice of Intention to enter into a Contract.....	15
47. Standstill Period .....	16
48. Debriefing by the Procuring Entity .....	16
49. Letter of Award.....	16
50. Signing of Contract .....	16
51. Appointment of Adjudicator.....	16
52. Performance Security.....	16
53. Publication of Procurement Contract.....	17
53. Procurement Related Complaints.....	17
<b>SECTION II-TENDER DATA SHEET(TDS).....</b>	<b>18</b>
<b>SECTION III - EVALUATION AND QUALIFY ON CRITERIA.....</b>	<b>23</b>
1. General Provisions .....	23
2. Preliminary examination for Determination of Responsiveness .....	23
3. Tender Evaluation (ITT 35).....	23
4. Multiple Contracts.....	23
5. Alternative Tenders (ITT 13.1).....	24
6. Margin of Preference is not applicable.....	24
7. Post qualification and Contract award (ITT 39), more specifically.....	24
<b>SECTION IV – TENDERING FORMS .....</b>	<b>25</b>
<b>QUALIFICATION FORMS.....</b>	<b>28</b>
1. Form EQU. Equipment .....	28
2. Form PER-1 .....	29
4. FORM PER-2:.....	30
5. TENDERERS QUALIFICATION WITHOUT PRE-QUALIFICATION.....	32
FORM ELI -1.1 .....	32
FORM ELI -1.2.....	33
FORM CON – 2 .....	34
5.4 FORM FIN – 3.1: .....	36
5.5 FORM FIN – 3.2: .....	37
5.6 FORM FIN – 3.3: .....	38
5.7 FORM FIN – 3.4: .....	38
5.8 FORM EXP - 4.1.....	39
5.9 FORM EXP - 4.2(a) .....	40
5.11 FORM EXP - 4.2(b) .....	41
<b>OTHER FORMS .....</b>	<b>42</b>
6. FORM OF TENDER.....	42
a) TENDERER'S ELIGIBILITY- CONFIDENTIAL BUSINESS QUESTIONNAIRE .....	45
b) CERTIFICATE OF INDEPENDENT TENDER DETERMINATION.....	48
c) SELF-DECLARATION FORM - SELF DECLARATION OF THE TENDERER.....	49
d) APPENDIX 1- FRAUD AND CORRUPTION .....	52
7. FORM OF TENDER SECURITY - DEMAND BANK GUARANTEE .....	54
8. FORM OF TENDER SECURITY (INSURANCE GUARANTEE).....	55
9. FORM OF TENDER-SECURING DECLARATION.....	56
10. APPENDIX TO TENDER .....	57

<b>PART II - WORK REQUIREMENTS.....</b>	<b>58</b>
<b>SECTION V - DRAWINGS .....</b>	<b>58</b>
<b>SECTION VI - SPECIFICATIONS.....</b>	<b>58</b>
<b>SECTION VII - BILLS OF QUANTITIES.....</b>	<b>59</b>
1. The Bills of Quantities .....	59
<b>PART III-CONDITIONS OF CONTRACT AND CONTRACT FORMS.....</b>	<b>60</b>
<b>SECTION VIII - GENERAL CONDITIONS OF CONTRACT.....</b>	<b>60</b>
<b>A. General</b>	
1. Definitions .....	61
2. Interpretation .....	61
3. Language and Law .....	62
4. Project Manager's Decisions .....	63
5. Delegation .....	63
6. Communications.....	63
7. Subcontracting.....	63
8. Other Contractors .....	63
9. Personnel and Equipment.....	63
10. Procuring Entity's and Contractor's Risks .....	63
11. Procuring Entity's Risks .....	63
12. Contractor's Risks.....	64
13. Insurance .....	64
14. Site Data .....	64
15. Contractor to Construct the Works.....	64
16. The Works to Be Completed by the Intended Completion Date .....	64
17. Approval by the Project Manager.....	64
18. Safety.....	65
19. Discoveries .....	65
20. Possession of the Site .....	65
21. Access to the Site.....	65
22. Instructions, Inspections and Audits.....	65
23. Appointment of the Adjudicator .....	65
24. Settlement of Claims and Disputes.....	66
25. Fraud and Corruption .....	68
<b>B. Time Control .....</b>	<b>68</b>
1. Program .....	68
2. Extension of the Intended Completion Date.....	69
3. Acceleration.....	69
4. Delays Ordered by the Project Manager.....	69
5. Management Meetings .....	69
6. Early Warning .....	70



<b>C. Quality Control.....</b>	<b>69</b>
1. Identifying Defects .....	69
2. Tests.....	69
3. Correction of Defects .....	69
4. Uncorrected Defects .....	69
<b>D. Cost Control.....</b>	<b>70</b>
1. Contract Price.....	70
2. Changes in the Contract Price.....	70
3. Variations.....	71
4. Cash Flow Forecasts.....	72
5. Payment Certificates .....	72
6. Payments .....	72
7. Compensation Events .....	73
8. Tax .....	73
9. Currency y of Payment.....	73
10. Price Adjustment .....	73
11. Retention .....	74
12. Liquidated Damages.....	74
13. Bonus.....	74
14. Advance Payment.....	74
15. Securities .....	75
16. Dayworks .....	75
17. Cost of Repairs .....	75
<b>E. Finishing the Contract .....</b>	<b>75</b>
1. Completion .....	75
2. Taking Over .....	75
3. Final Account .....	75
4. Operating and Maintenance Manuals.....	75
5. Termination .....	76
6. Payment upon Termination .....	76
7. Property .....	76
8. Release from Performance .....	76
<b>SECTION IX - SPECIAL CONDITIONS OF CONTRACT .....</b>	<b>77</b>
<b>SECTION X - CONTRACT FORMS.....</b>	<b>88</b>
FORM No. 1 - NOTIFICATION OF INTENTION TO AWARD.....	80
FORM No. 2 – REQUEST FOR REVIEW .....	83
FORM No. 3 - LETTER OF AWARD .....	83
FORM No. 4 - CONTRACT AGREEMENT .....	84
FORM No. 5 - PERFORMANCE SECURITY [Option 1 - Unconditional Demand Bank Guarantee].....	85
FORM No. 6- PERFORMANCE SECURITY [Option 2– Performance Bond] .....	86
FORM No. 7- ADVANCE PAYMENT SECURITY .....	88
FORM No. 8- RETENTION MONEY SECURITY .....	87
FORM No. 9- BENEFICIAL OWNERSHIP DISCLOSURE FORM .....	87

## INVITATION TO TENDER

**TENDER No:** MLPWHUD/SDHUD/UDD/ESP/015/2023-2024 – CLUSTER 15

**TENDER NAME:** PROPOSED DEVELOPMENT OF MULOT, CHEBUNYO AND OLOLULUNGA FRESH PRODUCE MARKETS (ESP)

1. The **State Department for Housing and Urban Development** invites sealed tender for the **Proposed Development of Mulot, Chebunyo and Ololulunga Fresh Produce Markets (ESP)**.
2. Tendering will be conducted under open competitive method (National) using a standardized tender document. Tendering is open to Contractors Registered in the appropriate Category for Builders Works (**NCA category 5 and above only**).
3. The tender is open to those who meet the requirements of eligibility as contained in this invitation and the tender documents.
4. Qualified and interested tenderers may obtain further information and inspect the Tender Documents during office hours between **0900hrs - 1600hrs** at the address given below.
5. A complete set of tender documents may be obtained, downloaded and viewed by interested tenderers for free from the website [www.housingandurban.go.ke](http://www.housingandurban.go.ke). Tenderers who download the tender document **must** forward their particulars immediately to *the Principal Secretary, State Department for Housing and Urban Development* to facilitate any further clarifications or addendum that may be issued. Further clarifications and Addendum shall be posted at [www.housingandurban.go.ke](http://www.housingandurban.go.ke).
6. Tenders shall be quoted in Kenya Shillings and shall include all applicable taxes. Tenders shall remain valid for **120** days from the date of opening of tenders.
7. Completed tenders shall be submitted accompanied by a **Tender Security as specified in the Tender Data Sheet Clause ITT 21.1**
8. The Tenderer shall chronologically serialize all pages of the tender documents submitted. Tender Document must be tape bound and not Spiral bound. Spiral bound documents shall be automatically disqualified. In addition, bidders **MUST** submit a soft copy in PDF format during bid opening which is a replica of the original bid document. **This instruction is issued pursuant to Section 74(i)(j) of the Public Procurement and Assets Disposal Act, 2015.**
9. Completed tenders must be delivered to the address below on or before **16<sup>th</sup> August 2023, at 11:00am**. Electronic Tenders will **not** be permitted.
10. Tenders will be opened immediately after the deadline date and time specified above or any deadline date and time specified later. Tenders will be publicly opened in the presence of the Tenderers' designated representatives who choose to attend at the address below.
11. Late tenders will be rejected.
12. The addresses referred to above are

A. **Address for obtaining further information**

State Department for Housing and Urban Development  
Ardhi House, 6<sup>th</sup> Floor Room 606 B, 1<sup>st</sup> Ngong Avenue  
P.O. Box 30119 -00100  
Nairobi

B. **Address for Submission of Tenders.**

State Department for Housing and Urban Development  
Ardhi House, 6<sup>th</sup> Floor, Tender Box, 1<sup>st</sup> Ngong Avenue  
P.O. Box 30119 -00100  
Nairobi

C. Address for Opening of Tenders.

State Department for Housing and Urban Development  
Ardhi House, 6<sup>th</sup> Floor, Boardroom, 1<sup>st</sup> Ngong Avenue  
P.O. Box 30119 -00100  
Nairobi

Head, Supply Chain Management Services  
**For: *PRINCIPAL SECRETARY***

**Dated: 1<sup>st</sup> August, 2023**



---

# **PART 1 - TENDERING PROCEDURES**

---



## SECTION I: INSTRUCTIONS TO TENDERERS

### A General Provisions

#### 1. Scope of Tender

- 1.1 The Procuring Entity as defined in the Appendix to Conditions of Contract invites tenders for Works Contract as described in the tender documents. The name, identification, and number of lots (contracts) of this Tender Document are **specified in the TDS**.

#### 2. Fraud and Corruption

- 2.1 The Procuring Entity requires compliance with the provisions of the Public Procurement and Asset Disposal Act, 2015, Section 62 “Declaration not to engage in corruption”. The tender submitted by a person shall include a declaration that the person shall not engage in any corrupt or fraudulent practice and a declaration that the person or his or her sub-contractors are not debarred from participating in public procurement proceedings.
- 2.2 The Procuring Entity requires compliance with the provisions of the Competition Act 2010, regarding collusive practices in contracting. Any tenderer found to have engaged in collusive conduct shall be disqualified and criminal and/or civil sanctions may be imposed. To this effect, Tenders shall be required to complete and sign the “Certificate of Independent Tender Determination” annexed to the Form of Tender.
- 2.3 Unfair Competitive Advantage - Fairness and transparency in the tender process require that the firms or their Affiliates competing for a specific assignment do not derive a competitive advantage from having provided consulting services related to this tender. To that end, the Procuring Entity shall indicate in the **Data Sheet** and make available to all the firms together with this tender document all information that would in that respect give such firm any unfair competitive advantage over competing firms.
- 2.4 Unfair Competitive Advantage -Fairness and transparency in the tender process require that the Firms or their Affiliates competing for a specific assignment do not derive a competitive advantage from having provided consulting services related to this tender being tendered for. The Procuring Entity shall indicate in the **TDS** firms (if any) that provided consulting services for the contract being tendered for. The Procuring Entity shall check whether the owners or controllers of the Tenderer are same as those that provided consulting services. The Procuring Entity shall, upon request, make available to any tenderer information that would give such firm unfair competitive advantage over competing firms.

#### 3. Eligible Tenderers

- 3.1 A Tenderer may be a firm that is a private entity, a state-owned enterprise or institution subject to ITT 3.7 or any combination of such entities in the form of a joint venture (JV) under an existing agreement or with the intent to enter into such an agreement supported by a letter of intent. Public employees and their close relatives (*spouses, children, brothers, sisters and uncles and aunts*) are not eligible to participate in the tender. In the case of a joint venture, all members shall be jointly and severally liable for the execution of the entire Contract in accordance with the Contract terms. The JV shall nominate a Representative who shall have the authority to conduct all business for and on behalf of any and all the members of the JV during the tendering process and, in the event the JV is awarded the Contract, during contract execution. The maximum number of JV members shall be specified in the **TDS**.
- 3.2 Public Officers of the Procuring Entity, their Spouses, Child, Parent, Brothers or Sister. Child, Parent, Brother or Sister of a Spouse, their business associates or agents and firms/organizations in which they have a substantial or controlling interest shall not be eligible to tender or be awarded a contract. Public Officers are also not allowed to participate in any procurement proceedings.
- 3.3 A Tenderer shall not have a conflict of interest. Any tenderer found to have a conflict of interest shall be disqualified. A tenderer may be considered to have a conflict of interest for the purpose of this tendering process, if the tenderer:
  - a) Directly or indirectly controls, is controlled by or is under common control with another tenderer; or
  - b) Receives or has received any direct or indirect subsidy from another tenderer; or
  - c) Has the same legal representative as another tenderer; or
  - d) Has a relationship with another tenderer, directly or through common third parties, that puts it in a position

to influence the tender of another tenderer, or influence the decisions of the Procuring Entity regarding this tendering process; or

- e) Any of its affiliates participated as a consultant in the preparation of the design or technical specifications of the works that are the subject of the tender; or
- f) any of its affiliates has been hired (or is proposed to be hired) by the Procuring Entity as Engineer for the Contract implementation; or
- g) Would be providing goods, works, or non-consulting services resulting from or directly related to consulting services for the preparation or implementation of the contract specified in this Tender Document or
- h) Has a close business or family relationship with a professional staff of the Procuring Entity who:
  - i) are directly or indirectly involved in the preparation of the Tender document or specifications of the Contract, and/or the Tender evaluation process of such contract; or
  - ii) would be involved in the implementation or supervision of such Contract unless the conflict stemming from such relationship has been resolved in a manner acceptable to the Procuring Entity throughout the tendering process and execution of the Contract.

3.4 A tenderer shall not be involved in corrupt, coercive, obstructive, collusive or fraudulent practice. A tenderer that is proven to have been involved any of these practices shall be automatically disqualified.

3.5 A Tenderer (either individually or as a JV member) shall not participate in more than one Tender, except for permitted alternative tenders. This includes participation as a subcontractor in other Tenders. Such participation shall result in the disqualification of all Tenders in which the firm is involved. A firm that is not a tenderer or a JV member may participate as a subcontractor in more than one tender. Members of a joint venture may not also make an individual tender, be a subcontractor in a separate tender or be part of another joint venture for the purposes of the same Tender.

3.6 A Tenderer may have the nationality of any country, subject to the restrictions pursuant to ITT 4.8. A Tenderer shall be deemed to have the nationality of a country if the Tenderer is constituted, incorporated or registered in and operates in conformity with the provisions of the laws of that country, as evidenced by its articles of incorporation (or equivalent documents of constitution or association) and its registration documents, as the case may be. This criterion also shall apply to the determination of the nationality of proposed subcontractors or sub-consultants for any part of the Contract including related Services.

3.7 Tenderer that has been debarred from participating in public procurement shall be ineligible to tender or be awarded a contract. The list of debarred firms and individuals is available from the website of PPRA [www.ppra.go.ke](http://www.ppra.go.ke).

3.8 Tenderers that are state-owned enterprises or institutions may be eligible to compete and be awarded a Contract(s) only if they are accredited by PPRA to be (i) a legal public entity of the state Government and/or public administration, (ii) financially autonomous and not receiving any significant subsidies or budget support from any public entity or Government, and (iii) operating under commercial law and vested with legal rights and liabilities similar to any commercial enterprise to enable it compete with firms in the private sector on an equal basis.

3.9 A Firms and individuals may be ineligible if their countries of origin (a) as a matter of law or official regulations, Kenya prohibits commercial relations with that country, or (b) by an act of compliance with a decision of the United Nations Security Council taken under Chapter VII of the Charter of the United Nations, Kenya prohibits any import of goods or contracting of works or services from that country, or any payments to any country, person, or entity in that country. A tenderer shall provide such documentary evidence of eligibility satisfactory to the Procuring Entity, as the Procuring Entity shall reasonably request.

3.10 Foreign tenderers are required to source at least forty (40%) percent of their contract inputs (in supplies, subcontracts and labor) from national suppliers and contractors. To this end, a foreign tenderer shall provide in its tender documentary evidence that this requirement is met. Foreign tenderers not meeting this criterion will be automatically disqualified. Information required to enable the Procuring Entity determine if this condition is met shall be provided in for this purpose is be provided in “*SECTION III - EVALUATION AND QUALIFICATION CRITERIA, Item 9*”.

3.11 Pursuant to the eligibility requirements of ITT 4.10, a tender is considered a foreign tenderer, if the tenderer is not registered in Kenya or if the tenderer is registered in Kenya and has less than 51 percent ownership by Kenyan

Citizens. JVs are considered as foreign tenderers if the individual member firms are not registered in Kenya or if are registered in Kenya and have less than 51 percent ownership by Kenyan citizens. The JV shall not subcontract to foreign firms more than 10 percent of the contract price, excluding provisional sums.

- 3.12 The National Construction Authority Act of Kenya requires that all local and foreign contractors be registered with the National Construction Authority and be issued with a Registration Certificate before they can undertake any construction works in Kenya. Registration shall not be a condition for tender, but it shall be a condition of contract award and signature. A selected tenderer shall be given opportunity to register before such award and signature of contract. Application for registration with National Construction Authority may be accessed from the website [www.nca.go.ke](http://www.nca.go.ke).
- 3.13 The Competition Act of Kenya requires that firms wishing to tender as Joint Venture undertakings which may prevent, distort or lessen competition in provision of services are prohibited unless they are exempt in accordance with the provisions of Section 25 of the Competition Act, 2010. JVs will be required to seek for exemption from the Competition Authority. Exemption shall not be a condition for tender, but it shall be a condition of contract award and signature. A JV tenderer shall be given opportunity to seek such exemption as a condition of award and signature of contract. Application for exemption from the Competition Authority of Kenya may be accessed from the website [www.cak.go.ke](http://www.cak.go.ke)
- 3.14 A Kenyan tenderer shall provide evidence of having fulfilled his/her tax obligations by producing a valid tax clearance certificate or tax exemption certificate issued by the Kenya Revenue Authority.

#### **4. Eligible Goods, Equipment, and Services**

- 4.1 Goods, equipment and services to be supplied under the Contract may have their origin in any country that is not eligible under ITT 3.9. At the Procuring Entity's request, Tenderers may be required to provide evidence of the origin of Goods, equipment and services.
- 4.2 Any goods, works and production processes with characteristics that have been declared by the relevant national environmental protection agency or by other competent authority as harmful to human beings and to the environment shall not be eligible for procurement.

#### **5. Tenderer's Responsibilities**

- 5.1 The tenderer shall bear all costs associated with the preparation and submission of his/her tender, and the Procuring Entity will in no case be responsible or liable for those costs.
- 5.2 The tenderer, at the tenderer's own responsibility and risk, is encouraged to visit and examine the Site of the Works and its surroundings, and obtain all information that may be necessary for preparing the tender and entering into a contract for construction of the Works. The costs of visiting the Site shall be at the tenderer's own expense.
- 5.3 The Tenderer and any of its personnel or agents will be granted permission by the Procuring Entity to enter upon its premises and lands for the purpose of such visit. The Tenderer shall indemnify the Procuring Entity against all liability arising from death or personal injury, loss of or damage to property, and any other losses and expenses incurred as a result of the inspection.
- 5.4 The tenderer shall provide in the Form of Tender and Qualification Information, a preliminary description of the proposed work method and schedule, including charts, as necessary or required.

#### **B. Contents of Tender Documents**

#### **6. Sections of Tender Document**

- 6.1 The tender document consists of Parts 1, 2, and 3, which includes all the sections specified below, and which should be read in conjunction with any Addenda issued in accordance with ITT 8.

## **PART 1 Tendering Procedures**

- i) Section I - Instructions to Tenderers (ITT)
- ii) Section II - Tender Data Sheet (TDS)
- iii) Section III - Evaluation and Qualification Criteria
- iv) Section IV - Tendering Forms

## **PART 2 Works Requirements**

- i) Section V - Drawings
- ii) Section VI - Specifications
- iii) Section VII - Bills of Quantities

## **PART 3 Conditions of Contract and Contract Forms**

- i) Section VIII - General Conditions of Contract (GCC)
- ii) Section IX - Special Conditions of Contract (SC)
- iii) Section X - Contract Forms

6.2 The Invitation to Tender Document (ITT) issued by the Procuring Entity is not part of the Contract documents.

6.3 Unless obtained directly from the Procuring Entity, the Procuring Entity is not responsible for the completeness of the Tender document, responses to requests for clarification, the minutes of the pre-Tender meeting (if any), or Addenda to the Tender document in accordance with ITT 8. In case of any contradiction, documents obtained directly from the Procuring Entity shall prevail.

The Tenderer is expected to examine all instructions, forms, terms, and specifications in the Tender Document and to furnish with its Tender all information and documentation as is required by the Tender document.

## **7. Site Visit**

7.1 The Tenderer, at the Tenderer's own responsibility and risk, is encouraged to visit and examine and inspect the Site of the Required Services and its surroundings and obtain all information that may be necessary for preparing the Tender and entering into a contract for the Services. The costs of visiting the Site shall be at the Tenderer's own expense.

## **8. Pre-Tender Meeting**

8.1 The Procuring Entity shall specify in the **TDS** if a pre-tender meeting will be held, when and where. The Procuring Entity shall also specify in the **TDS** if a pre-arranged pretender site visit will be held and when. The Tenderer's designated representative is invited to attend a pre-arranged pretender visit of the site of the works. The purpose of the meeting will be to clarify issues and to answer questions on any matter that may be raised at that stage.

8.2 The Tenderer is requested to submit any questions in writing, to reach the Procuring Entity not later than the period specified in the **TDS** before the meeting.

8.3 Minutes of the pre-Tender meeting and the pre-arranged pretender site visit of the site of the works, if applicable, including the text of the questions asked by Tenderers and the responses given, together with any responses prepared after the meeting, will be transmitted promptly to all Tenderers who have acquired the Tender Documents in accordance with ITT 6.3. Minutes shall not identify the source of the questions asked.

8.4 The Procuring Entity shall also promptly publish anonym zed (*no names*) Minutes of the pre-Tender meeting and the pre-arranged pretender visit of the site of the works at the web page identified in the **TDS**. Any modification to the Tender Documents that may become necessary as a result of the pre-tender meeting and the pre-arranged pretender site visit, shall be made by the Procuring Entity exclusively through the issue of an Addendum pursuant to ITT 8 and not through the minutes of the pre-Tender meeting. Nonattendance at the pre-Tender meeting will not be a cause for disqualification of a Tenderer.

## **9. Clarification and amendments of Tender Documents**

9.1 A Tenderer requiring any clarification of the Tender Document shall contact the Procuring Entity in writing at the Procuring Entity's address specified in the **TDS** or raise its enquiries during the pre-Tender meeting and the pre-

arranged pretender visit of the site of the works if provided for in accordance with ITT 8.4. The Procuring Entity will respond in writing to any request for clarification, provided that such request is received no later than the period specified in the **TDS** prior to the deadline for submission of tenders. The Procuring Entity shall forward copies of its response to all tenderers who have acquired the Tender Documents in accordance with ITT 6.3, including a description of the inquiry but without identifying its source. If specified in the **TDS**, the Procuring Entity shall also promptly publish its response at the web page identified in the **TDS**. Should the clarification result in changes to the essential elements of the Tender Documents, the Procuring Entity shall amend the Tender Documents appropriately following the procedure under ITT 8.4.

## **10. Amendment of Tendering Document**

- 10.1 At any time prior to the deadline for submission of Tenders, the Procuring Entity may amend the Tendering document by issuing addenda.
- 10.2 Any addendum issued shall be part of the tendering document and shall be communicated in writing to all who have obtained the tendering document from the Procuring Entity in accordance with ITT 6.3. The Procuring Entity shall also promptly publish the addendum on the Procuring Entity's web page in accordance with ITT 8.4.
- 10.3 To give prospective Tenderers reasonable time in which to take an addendum into account in preparing their Tenders, the Procuring Entity shall extend, as necessary, the deadline for submission of Tenders, in accordance with ITT 25.2 below.

## **C. Preparation of Tenders**

### **11. Cost of Tendering**

- 11.1 The Tenderer shall bear all costs associated with the preparation and submission of its Tender, and the Procuring Entity shall not be responsible or liable for those costs, regardless of the conduct or outcome of the tendering process.

### **12. Language of Tender**

- 12.1 The Tender, as well as all correspondence and documents relating to the tender exchanged by the tenderer and the Procuring Entity, shall be written in the English Language. Supporting documents and printed literature that are part of the Tender may be in another language provided they are accompanied by an accurate and notarized translation of the relevant passages into the English Language, in which case, for purposes of interpretation of the Tender, such translation shall govern.

### **13. Documents Comprising the Tender**

- 13.1 The Tender shall comprise the following:
- a) Form of Tender prepared in accordance with ITT 14;
  - b) Schedules including priced Bill of Quantities, completed in accordance with ITT 14 and ITT 16;
  - c) Tender Security or Tender-Securing Declaration, in accordance with ITT 21.1;
  - d) Alternative Tender, if permissible, in accordance with ITT 15;
  - e) Authorization: written confirmation authorizing the signatory of the Tender to commit the Tenderer, in accordance with ITT 22.3;
  - f) Qualifications: documentary evidence in accordance with ITT 19 establishing the Tenderer's qualifications to perform the Contract if its Tender is accepted;
  - g) Conformity: a technical proposal in accordance with ITT 18;
  - h) Any other document required in the **TDS**.
- 13.2 In addition to the requirements under ITT 11.1, Tenders submitted by a JV shall include a copy of the Joint Venture Agreement entered into by all members. Alternatively, a letter of intent to execute a Joint Venture Agreement in the event of a successful Tender shall be signed by all members and submitted with the Tender,



together with a copy of the proposed Agreement. The Tenderer shall chronologically serialize pages of all tender documents submitted.

13.3 The Tenderer shall furnish in the Form of Tender information on commissions and gratuities, if any, paid or to be paid to agents or any other party relating to this Tender.

#### **14. Form of Tender and Schedules**

14.1 The Form of Tender and Schedules, including the Bill of Quantities, shall be prepared using the relevant forms furnished in Section IV, Tendering Forms. The forms must be completed without any alterations to the text, and no substitutes shall be accepted except as provided under ITT 20.3. All blank spaces shall be filled in with the information requested.

#### **15. Alternative Tenders**

15.1 Unless otherwise specified in the **TDS**, alternative Tenders shall not be considered.

15.2 When alternative times for completion are explicitly invited, a statement to that effect will be included in the **TDS**, and the method of evaluating different alternative times for completion will be described in Section III, Evaluation and Qualification Criteria.

15.3 Except as provided under ITT 13.4 below, Tenderers wishing to offer technical alternatives to the requirements of the Tender Documents must first price the Procuring Entity's design as described in the Tender Documents and shall further provide all information necessary for a complete evaluation of the alternative by the Procuring Entity, including drawings, design calculations, technical specifications, breakdown of prices, and proposed construction methodology and other relevant details. Only the technical alternatives, if any, of the Tenderer with the Winning Tender conforming to the basic technical requirements shall be considered by the Procuring Entity. When specified in the **TDS**, Tenderers are permitted to submit alternative technical solutions for specified parts of the Works, and such parts will be identified in the **TDS**, as will the method for their evaluating, and described in Section VII, Works' Requirements.

#### **16. Tender Prices and Discounts**

16.1 The prices and discounts (including any price reduction) quoted by the Tenderer in the Form of Tender and in the Bill of Quantities shall conform to the requirements specified below.

16.2 The Tenderer shall fill in rates and prices for all items of the Works described in the Bill of Quantities. Items against which no rate or price is entered by the Tenderer shall be deemed covered by the rates for other items in the Bill of Quantities and will not be paid for separately by the Procuring Entity. An item not listed in the priced Bill of Quantities shall be assumed to be not included in the Tender, and provided that the Tender is determined substantially responsive notwithstanding this omission, the average price of the item quoted by substantially responsive Tenderers will be added to the Tender price and the equivalent total cost of the Tender so determined will be used for price comparison.

16.3 The price to be quoted in the Form of Tender, in accordance with ITT 14.1, shall be the total price of the Tender, including any discounts offered.

16.4 The Tenderer shall quote any discounts and the methodology for their application in the Form of Tender, in accordance with ITT 14.1.

16.5 It will be specified in the **TDS** if the rates and prices quoted by the Tenderer are or are not subject to adjustment during the performance of the Contract in accordance with the provisions of the Conditions of Contract, except in cases where the contract is subject to fluctuations and adjustments, not fixed price. In such a case, the Tenderer shall furnish the indices and weightings for the price adjustment formulae in the Schedule of Adjustment Data and the Procuring Entity may require the Tenderer to justify its proposed indices and weightings.

16.6 Where tenders are being invited for individual lots (contracts) or for any combination of lots (packages), tenderers wishing to offer discounts for the award of more than one Contract shall specify in their Tender the price reductions applicable to each package, or alternatively, to individual Contracts within the package. Discounts shall be submitted in accordance with ITT 16.4, provided the Tenders for all lots (contracts) are



opened at the same time.

16.7 All duties, taxes, and other levies payable by the Contractor under the Contract, or for any other cause, as of the date 30 days prior to the deadline for submission of Tenders, shall be included in the rates and prices and the total Tender Price submitted by the Tenderer.

## **17. Currencies of Tender and Payment**

17.1 Tenderers shall quote entirely in Kenya Shillings. The unit rates and the prices shall be quoted by the Tenderer in the Bill of Quantities, entirely in Kenya shillings. A Tenderer expecting to incur expenditures in other currencies for inputs to the Works supplied from outside Kenya shall device own ways of getting foreign currency to meet those expenditures.

## **18. Documents Comprising the Technical Proposal**

18.1 The Tenderer shall furnish a technical proposal including a statement of work methods, equipment, personnel, schedule and any other information as stipulated in Section IV, Tender Forms, in sufficient detail to demonstrate the adequacy of the Tenderer's proposal to meet the work's requirements and the completion time.

## **19. Documents Establishing the Eligibility and Qualifications of the Tenderer**

19.1 Tenderers shall complete the Form of Tender, included in Section IV, Tender Forms, to establish Tenderer's eligibility in accordance with ITT 4.

19.2 In accordance with Section III, Evaluation and Qualification Criteria, to establish its qualifications to perform the Contract the Tenderer shall provide the information requested in the corresponding information sheets included in Section IV, Tender Forms.

19.3 A margin of preference will not be allowed. Preference and reservations will be allowed, individually or in joint ventures. Applying for eligibility for Preference and reservations shall supply all information required to satisfy the criteria for eligibility specified in accordance with ITT 33.1.

19.4 Tenderers shall be asked to provide, as part of the data for qualification, such information, including details of ownership, as shall be required to determine whether, according to the classification established by the Procuring Entity, a contractor or group of contractors qualifies for a margin of preference. Further the information will enable the Procuring Entity identify any actual or potential conflict of interest in relation to the procurement and/or contract management processes, or a possibility of collusion between tenderers, and thereby help to prevent any corrupt influence in relation to the procurement process or contract management.

19.5 The purpose of the information described in ITT 19.4 above overrides any claims to confidentiality which a tenderer may have. There can be no circumstances in which it would be justified for a tenderer to keep information relating to its ownership and control confidential where it is tendering to undertake public sector work and receive public sector funds. Thus, confidentiality will not be accepted by the Procuring Entity as a justification for a Tenderer's failure to disclose, or failure to provide required information on its ownership and control.

19.6 The Tenderer shall provide further documentary proof, information or authorizations that the Procuring Entity may request in relation to ownership and control which information on any changes to the information which was provided by the tenderer under ITT 6.3. The obligations to require this information shall continue for the duration of the procurement process and contract performance and after completion of the contract, if any change to the information previously provided may reveal a conflict of interest in relation to the award or management of the contract.

19.7 All information provided by the tenderer pursuant to these requirements must be complete, current and accurate as at the date of provision to the Procuring Entity. In submitting the information required pursuant to these requirements, the Tenderer shall warrant that the information submitted is complete, current and accurate as at the date of submission to the Procuring Entity.

19.8 If a tenderer fails to submit the information required by these requirements, its tender will be rejected. Similarly, if the Procuring Entity is unable, after taking reasonable steps, to verify to a reasonable degree the information submitted by a tenderer pursuant to these requirements, then the tender will be rejected.

19.9 If information submitted by a tenderer pursuant to these requirements, or obtained by the Procuring Entity (whether through its own enquiries, through notification by the public or otherwise), shows any conflict of interest which could materially and improperly benefit the tenderer in relation to the procurement or contract management process, then:

- i) if the procurement process is still ongoing, the tenderer will be disqualified from the procurement process,
- ii) if the contract has been awarded to that tenderer, the contract award will be set aside,
- iii) the tenderer will be referred to the relevant law enforcement authorities for investigation of whether the tenderer or any other persons have committed any criminal offence.

19.10 If a tenderer submits information pursuant to these requirements that is incomplete, inaccurate or out-of-date, or attempts to obstruct the verification process, then the consequences ITT 6.7 will ensue unless the tenderer can show to the reasonable satisfaction of the Procuring Entity that any such act was not material, or was due to genuine error which was not attributable to the intentional act, negligence or recklessness of the tenderer.

## 20. Period of Validity of Tenders

20.1 Tenders shall remain valid for the Tender Validity period specified in the **TDS**. The Tender Validity period starts from the date fixed for the Tender submission deadline (as prescribed by the Procuring Entity in accordance with ITT 24). A Tender valid for a shorter period shall be rejected by the Procuring Entity as non-responsive.

20.2 In exceptional circumstances, prior to the expiration of the Tender validity period, the Procuring Entity may request Tenderers to extend the period of validity of their Tenders. The request and the responses shall be made in writing. If a Tender Security is requested in accordance with ITT 21.1, it shall also be extended for thirty (30) days beyond the deadline of the extended validity period. A Tenderer may refuse the request without forfeiting its Tender security. A Tenderer granting the request shall not be required or permitted to modify its Tender, except as provided in ITT 20.3.

20.3 If the award is delayed by a period exceeding the number of days to be specified in the **TDS** days beyond the expiry of the initial tender validity period, the Contract price shall be determined as follows:

- a) in the case of **fixed price** contracts, the Contract price shall be the tender price adjusted by the factor specified in the **TDS**;
- b) in the case of **adjustable price** contracts, no adjustment shall be made; or in any case, tender evaluation shall be based on the tender price without taking into consideration the applicable correction from those indicated above.

## 21. Tender Security

21.1 The Tenderer shall furnish as part of its Tender, either a Tender-Securing Declaration or a Tender Security as specified in the **TDS**, in original form and, in the case of a Tender Security, in the amount and currency specified in the **TDS**. A Tender-Securing Declaration shall use the form included in Section IV, Tender Forms.

21.2 If a Tender Security is specified pursuant to ITT 21.1, the Tender Security shall be a demand guarantee in any of the following forms at the Tenderer's option:

- a) an unconditional Bank Guarantee issued by reputable commercial bank); or
- b) an irrevocable letter of credit;
- c) a Banker's cheque issued by a reputable commercial bank; or
- d) another security specified **in the TDS**,

21.3 If an unconditional bank guarantee is issued by a bank located outside Kenya, the issuing bank shall have a correspondent bank located in Kenya to make it enforceable. The Tender Security shall be valid for thirty (30) days beyond the original validity period of the Tender, or beyond any period of extension if requested under ITT 20.2.

21.4 If a Tender Security or Tender-Securing Declaration is specified pursuant to ITT 21.1, any Tender not accompanied by a substantially responsive Tender Security or Tender-Securing Declaration shall be rejected by the Procuring Entity as non-responsive.

21.5 If a Tender Security is specified pursuant to ITT 21.1, the Tender Security of unsuccessful Tenderers shall be returned as promptly as possible upon the successful Tenderer's signing the Contract and furnishing the

Performance Security and any other documents required in the **TDS**. The Procuring Entity shall also promptly return the tender security to the tenderers where the procurement proceedings are terminated, all tenders were determined nonresponsive or a bidder declines to extend tender validity period.

21.6 The Tender Security of the successful Tenderer shall be returned as promptly as possible once the successful Tenderer has signed the Contract and furnished the required Performance Security, and any other documents required in the **TDS**.

21.7 The Tender Security may be forfeited or the Tender-Securing Declaration executed:

- e) if a Tenderer withdraws its Tender during the period of Tender validity specified by the Tenderer on the Form of Tender, or any extension thereto provided by the Tenderer; or
- f) if the successful Tenderer fails to:
  - i) sign the Contract in accordance with ITT 50; or
  - ii) furnish a Performance Security and if required in the **TDS**, and any other documents required in the **TDS**.

21.8 Where tender securing declaration is executed, the Procuring Entity shall recommend to the PPRA that PPRA debars the Tenderer from participating in public procurement as provided in the law.

21.9 The Tender Security or the Tender-Securing Declaration of a JV shall be in the name of the JV that submits the Tender. If the JV has not been legally constituted into a legally enforceable JV at the time of tendering, the Tender Security or the Tender-Securing Declaration shall be in the names of all future members as named in the letter of intent referred to in ITT 4.1 and ITT 11.2.

21.10 A tenderer shall not issue a tender security to guarantee itself.

## **22. Format and Signing of Tender**

22.1 The Tenderer shall prepare one original of the documents comprising the Tender as described in ITT 13 and clearly mark it "ORIGINAL." Alternative Tenders, if permitted in accordance with ITT 15, shall be clearly marked "ALTERNATIVE." In addition, the Tenderer shall submit copies of the Tender, in the number specified in the **TDS** and clearly mark them "COPY." In the event of any discrepancy between the original and the copies, the original shall prevail.

22.2 Tenderers shall mark as "CONFIDENTIAL" all information in their Tenders which is confidential to their business. This may include proprietary information, trade secrets, or commercial or financially sensitive information.

22.3 The original and all copies of the Tender shall be typed or written in indelible ink and shall be signed by a person duly authorized to sign on behalf of the Tenderer. This authorization shall consist of a written confirmation as specified in the **TDS** and shall be attached to the Tender. The name and position held by each person signing the authorization must be typed or printed below the signature. All pages of the Tender where entries or amendments have been made shall be signed or initialed by the person signing the Tender.

22.4 In case the Tenderer is a JV, the Tender shall be signed by an authorized representative of the JV on behalf of the JV, and to be legally binding on all the members as evidenced by a power of attorney signed by their legally authorized representatives.

22.5 Any inter-lineation, erasures, or overwriting shall be valid only if they are signed or initialed by the person signing the Tender.

## **D. Submission and Opening of Tenders**

### **23. Sealing and Marking of Tenders**

23.1 Depending on the sizes or quantities or weight of the tender documents, a tenderer may use an envelope, package or container. The Tenderer shall deliver the Tender in a single sealed envelope, or in a single sealed package, or in a single sealed container bearing the name and Reference number of the Tender, addressed to the Procuring Entity and a warning not to open before the time and date for Tender opening date. Within the single envelope, package or container, the Tenderer shall place the following separate, sealed envelopes:

- a) in an envelope or package or container marked “ORIGINAL”, all documents comprising the Tender, as described in ITT 11; and
- b) in an envelope or package or container marked “COPIES”, all required copies of the Tender; and
- c) if alternative Tenders are permitted in accordance with ITT 15, and if relevant:
  - i) in an envelope or package or container marked “ORIGINAL –ALTERNATIVE TENDER”, the alternative Tender; and
  - ii) in the envelope or package or container marked “COPIES- ALTERNATIVE TENDER”, all required copies of the alternative Tender.

The inner envelopes or packages or containers shall:

- a) bear the name and address of the Procuring Entity.
- b) bear the name and address of the Tenderer; and
- c) bear the name and Reference number of the Tender.

23.2 If an envelope or package or container is not sealed and marked as required, the *Procuring Entity* will assume no responsibility for the misplacement or premature opening of the Tender. Tenders that are misplaced or opened prematurely will not be accepted.

## **24. Deadline for Submission of Tenders**

24.1 Tenders must be received by the Procuring Entity at the address specified in the **TDS** and no later than the date and time also specified in the **TDS**. When so specified in the **TDS**, Tenderers shall have the option of submitting their Tenders electronically. Tenderers submitting Tenders electronically shall follow the electronic Tender submission procedures specified in the **TDS**.

24.2 The Procuring Entity may, at its discretion, extend the deadline for the submission of Tenders by amending the Tender Documents in accordance with ITT 8, in which case all rights and obligations of the Procuring Entity and Tenderers previously subject to the deadline shall thereafter be subject to the deadline as extended.

## **25. Late Tenders**

25.1 The Procuring Entity shall not consider any Tender that arrives after the deadline for submission of tenders, in accordance with ITT 24. Any Tender received by the Procuring Entity after the deadline for submission of Tenders shall be declared late, rejected, and returned unopened to the Tenderer.

## **26. Withdrawal, Substitution, and Modification of Tenders**

26.1 A Tenderer may withdraw, substitute, or modify its Tender after it has been submitted by sending a written notice, duly signed by an authorized representative, and shall include a copy of the authorization in accordance with ITT 22.3, (except that withdrawal notices do not require copies). The corresponding substitution or modification of the Tender must accompany the respective written notice. All notices must be:

- a) prepared and submitted in accordance with ITT 22 and ITT 23 (except that withdrawals notices do not require copies), and in addition, the respective envelopes shall be clearly marked “WITHDRAWAL,” “SUBSTITUTION,” “MODIFICATION;” and
- b) received by the Procuring Entity prior to the deadline prescribed for submission of Tenders, in accordance with ITT 24.

26.2 Tenders requested to be withdrawn in accordance with ITT 26.1 shall be returned unopened to the Tenderers.

26.3 No Tender may be withdrawn, substituted, or modified in the interval between the deadline for submission of Tenders and the expiration of the period of Tender validity specified by the Tenderer on the Form of Tender or any extension thereof.

## **27. Tender Opening**

27.1 Except in the cases specified in ITT 23 and ITT 26.2, the Procuring Entity shall publicly open and read out all Tenders received by the deadline, at the date, time and place specified in the **TDS**, in the presence of Tenderers' designated representatives who chooses to attend. Any specific electronic Tender opening procedures required if electronic Tendering is permitted in accordance with ITT 24.1, shall be as specified in the **TDS**.

- 27.2 First, envelopes marked “WITHDRAWAL” shall be opened and read out and the envelopes with the corresponding Tender shall not be opened, but returned to the Tenderer. No Tender withdrawal shall be permitted unless the corresponding withdrawal notice contains a valid authorization to request the withdrawal and is read out at Tender opening.
- 27.3 Next, envelopes marked “SUBSTITUTION” shall be opened and read out and exchanged with the corresponding Tender being substituted, and the substituted Tender shall not be opened, but returned to the Tenderer. No Tender substitution shall be permitted unless the corresponding substitution notice contains a valid authorization to request the substitution and is read out at Tender opening.
- 27.4 Next, envelopes marked “MODIFICATION” shall be opened and read out with the corresponding Tender. No Tender modification shall be permitted unless the corresponding modification notice contains a valid authorization to request the modification and is read out at Tender opening.
- 27.5 Next, all remaining envelopes shall be opened one at a time, reading out: the name of the Tenderer and whether there is a modification; the total Tender Price, per lot (contract) if applicable, including any discounts and alternative Tenders; the presence or absence of a Tender Security or Tender-Securing Declaration, if required; and any other details as the Procuring Entity may consider appropriate.
- 27.6 Only Tenders, alternative Tenders and discounts that are opened and read out at Tender opening shall be considered further for evaluation. The Form of Tender and pages of the Bills of Quantities are to be initialed by the members of the tender opening committee attending the opening. The number of representatives of the Procuring Entity to sign shall be specified in the **TDS**.
- 27.7 At the Tender Opening, the Procuring Entity shall neither discuss the merits of any Tender nor reject any Tender (except for late Tenders, in accordance with ITT 25.1).
- 27.8 The Procuring **Entity shall prepare minutes of the Tender Opening that shall include, as a minimum:**
- a) the name of the Tenderer and whether there is a withdrawal, substitution, or modification;
  - b) the Tender Price, per lot (contract) if applicable, including any discounts;
  - c) any alternative Tenders;
  - d) the presence or absence of a Tender Security, if one was required.
  - e) number of pages of each tender document submitted.
- 27.9 The Tenderers' representatives who are present shall be requested to sign the minutes. The omission of a Tenderer's signature on the minutes shall not invalidate the contents and effect of the minutes. A copy of the tender opening register shall be distributed to all Tenderers upon request.

## **E. Evaluation and Comparison of Tenders**

### **28. Confidentiality**

- 28.1 Information relating to the evaluation of Tenders and recommendation of contract award shall not be disclosed to Tenderers or any other persons not officially concerned with the Tender process until information on Intention to Award the Contract is transmitted to all Tenderers in accordance with ITT 46.
- 28.2 Any effort by a Tenderer to influence the Procuring Entity in the evaluation of the Tenders or Contract award decisions may result in the rejection of its tender.
- 28.3 Notwithstanding ITT 28.2, from the time of tender opening to the time of contract award, if a tenderer wishes to contact the Procuring Entity on any **matter related to the tendering process, it shall do so in writing.**

### **29. Clarification of Tenders**

- 29.1 To assist in the examination, evaluation, and comparison of the tenders, and qualification of the tenderers, the Procuring Entity may, at its discretion, ask any tenderer for a clarification of its tender, given a reasonable time for a response. Any clarification submitted by a tenderer that is not in response to a request by the Procuring Entity shall not be considered. The Procuring Entity's request for clarification and the response shall be in writing. No change, including any voluntary increase or decrease, in the prices or substance of the tender shall be sought, offered, or permitted, except to confirm the correction of arithmetic errors discovered by the



Procuring Entity in the evaluation of the tenders, in accordance with ITT 33.

29.2 If a tenderer does not provide clarifications of its tender by the date and time set in the Procuring Entity's request for clarification, its Tender may be rejected.

### **30. Deviations, Reservations, and Omissions**

30.1 During the evaluation of tenders, the following definitions apply:

- a) "Deviation" is a departure from the requirements specified in the tender document;
- b) "Reservation" is the setting of limiting conditions or withholding from complete acceptance of the requirements specified in the tender document; and
- c) "Omission" is the failure to submit part or all of the information or documentation required in the Tender document.

### **31. Determination of Responsiveness**

31.1 The Procuring Entity's determination of a Tender's responsiveness is to be based on the contents of the tender itself, as defined in ITT 13.

31.2 A substantially responsive Tender is one that meets the requirements of the Tender document without material deviation, **reservation, or omission. A material deviation, reservation, or omission is one that, if accepted, would:**

- a) affect in any substantial way the scope, quality, or performance of the Works specified in the Contract; or
- b) limit in any substantial way, inconsistent with the tender document, the Procuring Entity's rights or the tenderer's obligations under the proposed contract; or
- c) if rectified, would unfairly affect the competitive position of other tenderers presenting substantially responsive tenders.

31.3 The Procuring Entity shall examine the technical aspects of the tender submitted in accordance with ITT 18, to confirm that all requirements of Section VII, Works' Requirements have been met without any material deviation, reservation or omission.

31.4 If a tender is not substantially responsive to the requirements of the tender document, it shall be rejected by the Procuring Entity and may not subsequently be made responsive by correction of the material deviation, reservation, or omission.

### **32. Non-material Non-conformities**

32.1 Provided that a tender is substantially responsive, the Procuring Entity may waive any non-conformities in the tender.

32.2 Provided that a Tender is substantially responsive, the Procuring Entity may request that the tenderer submit the necessary information or documentation, within a reasonable period, to rectify nonmaterial non-conformities in the tender related to documentation requirements. Requesting information or documentation on such non-conformities shall not be related to any aspect of the price of the tender. Failure of the tenderer to comply with the request may result in the rejection of its tender.

32.3 Provided that a tender is substantially responsive, the Procuring Entity shall rectify quantifiable nonmaterial non-conformities related to the Tender Price. To this effect, the Tender Price shall be adjusted, for comparison purposes only, to reflect the price of a missing or non-conforming item or component in the manner specified in the **TDS**.

### **33. Arithmetical Errors**

33.1 The tender sum as submitted and read out during the tender opening shall be absolute and final and shall not be the subject of correction, adjustment or amendment in any way by any person or entity.

33.2 Provided that the Tender is substantially responsive, the Procuring Entity shall handle errors on the following basis:

- a) Any error detected if considered a major deviation that affects the substance of the tender, shall lead to

disqualification of the tender as non-responsive.

- b) Any errors in the submitted tender arising from a miscalculation of unit price, quantity, and subtotal and total bid price shall be considered as a major deviation that affects the substance of the tender and shall lead to disqualification of the tender as non-responsive. and
- c) if there is a discrepancy between words and figures, the amount in words shall prevail

33.3 Tenderers shall be notified of any error detected in their bid during the notification of a ward.

#### **34. Currency provisions**

34.1 Tenders will be priced in Kenya Shillings only. Tenderers quoting in currencies other than in Kenya shillings will be determined non-responsive and rejected.

#### **35. Margin of Preference and Reservations**

35.1 No margin of preference shall be allowed on contracts for small works.

35.2 Where it is intended to reserve the contract to specific groups under Small and Medium Enterprises, or enterprise of women, youth and/or persons living with disability, who are appropriately registered as such by the authority to be specified in the **TDS**, a procuring entity shall ensure that the invitation to tender specifically indicates that only businesses/firms belonging to those specified groups are the only ones eligible to tender. Otherwise if no so stated, the invitation will be open to all tenderers.

#### **36. Nominated Subcontractors**

36.1 Unless otherwise stated in the **TDS**, the Procuring Entity does not intend to execute any specific elements of the Works by subcontractors selected in advance by the Procuring Entity.

36.2 Tenderers may propose subcontracting up to the percentage of total value of contracts or the volume of works as specified in the **TDS**. Subcontractors proposed by the Tenderer shall be fully qualified for their parts of the Works.

36.3 The subcontractor's qualifications shall not be used by the Tenderer to qualify for the Works unless their specialized parts of the Works were previously designated by the Procuring Entity in the **TDS** as can be met by subcontractors referred to hereafter as 'Specialized Subcontractors', in which case, the qualifications of the Specialized Subcontractors proposed by the Tenderer may be added to the qualifications of the Tenderer.

#### **37. Evaluation of Tenders**

37.1 The Procuring Entity shall use the criteria and methodologies listed in this ITT and Section III, Evaluation and Qualification Criteria. No other evaluation criteria or methodologies shall be permitted. By applying the criteria and methodologies the Procuring Entity shall determine the Best Evaluated Tender in accordance with ITT 40.

37.2 To evaluate a Tender, the Procuring Entity shall consider the following:

- a) price adjustment due to discounts offered in accordance with ITT 16;
- b) converting the amount resulting from applying (a) and (b) above, if relevant, to a single currency in accordance with ITT 39;
- c) price adjustment due to quantifiable non-material non-conformities in accordance with ITT 30.3; and
- d) any additional evaluation factors specified in the **TDS** and Section III, Evaluation and Qualification Criteria.

37.3 The estimated effect of the price adjustment provisions of the Conditions of Contract, applied over the period of execution of the Contract, shall not be considered in Tender evaluation.

37.4 In the case of multiple contracts or lots, Tenderers shall be allowed to tender for one or more lots and the methodology to determine the lowest evaluated cost of the lot (contract) combinations, including any discounts offered in the **Form of Tender, is specified in Section III, Evaluation and Qualification Criteria.**

#### **38. Comparison of Tenders**

38.1 The Procuring Entity shall compare the evaluated costs of all substantially responsive Tenders established in accordance with ITT 38.2 to determine the Tender that has the lowest evaluated cost.

### **39. Abnormally Low Tenders**

- 39.1 An Abnormally Low Tender is one where the Tender price, in combination with other elements of the Tender, appears so low that it raises material concerns as to the capability of the Tenderer in regards to the Tenderer's ability to perform the Contract for the offered Tender Price or that genuine competition between Tenderers is compromised.
- 39.2 In the event of identification of a potentially Abnormally Low Tender, the Procuring Entity shall seek written clarifications from the Tenderer, including detailed price analyses of its Tender price in relation to the subject matter of the contract, scope, proposed methodology, schedule, allocation of risks and responsibilities and any other requirements of the Tender document.
- 39.3 After evaluation of the price analyses, in the event that the Procuring Entity determines that the Tenderer has failed to demonstrate its capability to perform the Contract for the offered Tender Price, the Procuring Entity shall reject the Tender.

### **40. Abnormally High Tenders**

- 40.1 An abnormally high price is one where the tender price, in combination with other constituent elements of the Tender, appears unreasonably too high to the extent that the Procuring Entity is concerned that it (the Procuring Entity) may not be getting value for money or it may be paying too high a price for the contract compared with market prices or that genuine competition between Tenderers is compromised.
- 40.2 In case of an abnormally high tender price, the Procuring Entity shall make a survey of the market prices, check if the estimated cost of the contract is correct and review the Tender Documents to check if the specifications, scope of work and conditions of contract are contributory to the abnormally high tenders. The Procuring Entity may also seek written clarification from the tenderer on the reason for the high tender price. The Procuring Entity shall proceed as follows:
- i) If the tender price is abnormally high based on wrong estimated cost of the contract, the Procuring Entity may accept or not accept the tender depending on the Procuring Entity's budget considerations.
  - ii) If specifications, scope of work and/or conditions of contract are contributory to the abnormally high tender prices, the Procuring Entity shall reject all tenders and may retender for the contract based on revised estimates, specifications, scope of work and conditions of contract, as the case may be.
- 40.3 If the Procuring Entity determines that the Tender Price is abnormally too high because genuine competition between tenderers is compromised (*often due to collusion, corruption or other manipulations*), the Procuring Entity shall reject all Tenders and shall institute or cause competent Government Agencies to institute an investigation on the cause of the compromise, before retendering.

### **41. Unbalanced and/or Front-Loaded Tenders**

- 41.1 If in the Procuring Entity's opinion, the Tender that is evaluated as the lowest evaluated price is seriously unbalanced and/or front loaded, the Procuring Entity may require the Tenderer to provide written clarifications. Clarifications may include detailed price analyses to demonstrate the consistency of the tender prices with the scope of works, proposed methodology, schedule and any other requirements of the Tender document.
- 41.2 After the evaluation of the information and detailed price analyses presented by the Tenderer, the Procuring Entity may as appropriate:
- a) accept the Tender; or
  - b) require that the total amount of the Performance Security be increased at the expense of the Tenderer to a level not exceeding a 30% of the Contract Price; or
  - c) agree on a payment mode that eliminates the inherent risk of the Procuring Entity paying too much for undelivered works; or
  - d) reject the Tender,

### **42. Qualifications of the Tenderer**

- 42.1 The Procuring Entity shall determine to its satisfaction whether the eligible Tenderer that is selected as having submitted the lowest evaluated cost and substantially responsive Tender, meets the qualifying criteria specified in Section III, Evaluation and Qualification Criteria.



- 42.2 The determination shall be based upon an examination of the documentary evidence of the Tenderer's qualifications submitted by the Tenderer, pursuant to ITT 19. The determination shall not take into consideration the qualifications of other firms such as the Tenderer's subsidiaries, parent entities, affiliates, subcontractors (other than Specialized Subcontractors if permitted in the Tender document), or any other firm(s) different from the Tenderer.
- 42.3 An affirmative determination shall be a prerequisite for award of the Contract to the Tenderer. A negative determination shall result in disqualification of the Tender, in which event the Procuring Entity shall proceed to the Tenderer who offers a substantially responsive Tender with the next lowest evaluated price to make a similar determination of that Tenderer's qualifications to perform satisfactorily.
- 42.4 An Abnormally Low Tender is one where the Tender price, in combination with other elements of the Tender, appears so low that it raises material concerns as to the capability of the Tenderer in regards to the Tenderer's ability to perform the Contract for the offered Tender Price.
- 42.5 In the event of identification of a potentially Abnormally Low Tender, the Procuring Entity shall seek written clarifications from the Tenderer, including detailed price analyses of its Tender price in relation to the subject matter of the contract, scope, proposed methodology, schedule, allocation of risks and responsibilities and any other requirements of the Tender document.
- 42.6 After evaluation of the price analyses, if the Procuring Entity determines that the Tenderer has failed to demonstrate its capability to perform the Contract for the offered Tender Price, the Procuring Entity shall reject the Tender.

#### **43. Best Evaluated Tender**

- 43.1 Having compared the evaluated prices of Tenders, the Procuring Entity shall determine the Best Evaluated Tender. The Best Evaluated Tender is the Tender of the Tenderer that meets the Qualification Criteria and whose Tender has been determined to be:
- a) Most responsive to the Tender document; and
  - b) the lowest evaluated price.

#### **44. Procuring Entity's Right to Accept Any Tender, and to Reject Any or All Tenders.**

- 44.1 The Procuring Entity reserves the right to accept or reject any Tender and to annul the Tender process and reject all Tenders at any time prior to Contract Award, without thereby incurring any liability to Tenderers. In case of annulment, all Tenderers shall be notified with reasons and all Tenders submitted and specifically, Tender securities, shall be promptly returned to the Tenderers.

### **F. Award of Contract**

#### **45. Award Criteria**

- 45.1 The Procuring Entity shall award the Contract to the successful tenderer whose tender has been determined to be the Lowest Evaluated Tender.

#### **46. Notice of Intention to enter into a Contract**

- 46.1 Upon award of the contract and Prior to the expiry of the Tender Validity Period the Procuring Entity shall issue a Notification of Intention to Enter into a Contract / Notification of award to all tenderers which shall contain, at a minimum, the following information:
- a) the name and address of the Tenderer submitting the successful tender;
  - b) the Contract price of the successful tender;
  - c) a statement of the reason(s) the tender of the unsuccessful tenderer to whom the letter is addressed was unsuccessful, unless the price information in (c) above already reveals the reason;
  - d) the expiry date of the Standstill Period; and
  - e) instructions on how to request a debriefing and/or submit a complaint during the standstill period;

#### **47. Standstill Period**

- 47.1 The Contract shall not be signed earlier than the expiry of a Standstill Period of 14 days to allow any

dissatisfied tender to launch a complaint. Where only one Tender is submitted, the Standstill Period shall not apply.

47.2 Where a Standstill Period applies, it shall commence when the Procuring Entity has transmitted to each Tenderer the Notification of Intention to Enter **into a Contract with the successful Tenderer**.

#### **48. Debriefing by the Procuring Entity**

48.1 On receipt of the Procuring Entity's Notification of Intention to Enter into a Contract referred to in ITT 46, an unsuccessful tenderer may make a written request to the Procuring Entity for a debriefing on specific issues or concerns regarding their tender. The Procuring Entity shall provide the debriefing within five days of receipt of the request.

48.2 Debriefings of unsuccessful Tenderers may be done in writing or verbally. The Tenderer shall bear its own costs of attending **such a debriefing meeting**.

#### **49. Letter of Award**

49.1 Prior to the expiry of the Tender Validity Period and upon expiry of the Standstill Period specified in ITT 42.1, upon addressing a complaint that has been filed within the Standstill Period, the Procuring Entity shall transmit the Letter of Award to the successful Tenderer. The letter of award shall request the successful tenderer to furnish the Performance Security within 21 days of the date of the letter.

#### **50. Signing of Contract**

50.1 Upon the expiry of the fourteen days of the Notification of Intention to enter into contract and upon the parties meeting their respective statutory requirements, the Procuring Entity shall send the successful Tenderer the Contract Agreement.

50.2 Within fourteen (14) days of receipt of the Contract Agreement, the successful Tenderer shall sign, date, and return it to the Procuring Entity.

50.3 The written contract shall be entered into within the period specified in the notification of award and before expiry of the tender validity period

#### **51. Appointment of Adjudicator**

51.1 The Procuring Entity proposes the person named in the **TDS** to be appointed as Adjudicator under the Contract, at the hourly fee specified in the **TDS**, plus reimbursable expenses. If the Tenderer disagrees with this proposal, the Tenderer should so state in his Tender. If, in the Letter of Acceptance, the Procuring Entity does not agree on the appointment of the Adjudicator, the Procuring Entity will request the Appointing Authority designated in the Special Conditions of Contract (SCC) pursuant to Clause 23.1 of the General Conditions of Contract (GCC), to appoint the Adjudicator.

#### **52. Performance Security**

52.1 Within twenty-one (21) days of the receipt of the Letter of Acceptance from the Procuring Entity, the successful Tenderer shall furnish the Performance Security and, any other documents required in the **TDS**, in accordance with the General Conditions of Contract, subject to ITT 40.2 (b), using the Performance Security and other Forms included in Section X, Contract Forms, or another form acceptable to the Procuring Entity. A foreign institution providing a bank guarantee shall have a correspondent financial institution located in Kenya, unless the Procuring Entity has agreed in writing that a correspondent bank is not required.

52.2 Failure of the successful Tenderer to submit the above-mentioned Performance Security and other documents required in the **TDS**, or sign the Contract shall constitute sufficient grounds for the annulment of the award and forfeiture of the Tender Security. In that event the Procuring Entity may award the Contract to the Tenderer offering the next Best Evaluated Tender.

52.3 Performance security shall not be required for contracts estimated to cost less than Kenya shillings five million

shillings.

### **53. Publication of Procurement Contract**

53.1 Within fourteen days after signing the contract, the Procuring Entity shall publish the awarded contract at its notice boards and websites; and on the Website of the Authority. At the minimum, the notice shall contain the following information:

- a) name and address of the Procuring Entity;
- b) name and reference number of the contract being awarded, a summary of its scope and the selection method used;
- c) the name of the successful Tenderer, the final total contract price, the contract duration.
- d) dates of signature, commencement and completion of contract;
- e) names of all Tenderers that submitted Tenders, and their Tender prices as read out at Tender opening.

### **54. Procurement Related Complaints and Administrative Review**

54.1 The procedures for making Procurement-related Complaints are as specified in the **TDS**.

54.2 A request for administrative review shall be made in the form provided under contract forms.

## Section II - Tender Data Sheet (TDS)

The following specific data shall complement, supplement, or amend the provisions in the Instructions to Tenderers (ITT). Whenever there is a conflict, the provisions herein shall prevail over those in ITT.

ITT Reference	PARTICULARS OF APPENDIX TO INSTRUCTIONS TO TENDERS
	<b>A. General</b>
ITT 1.1	The name of the contract is <b>PROPOSED DEVELOPMENT OF MULOT, CHEBUNYO AND OLOLULUNGA FRESH PRODUCE MARKETS (ESP)</b>  The reference number of the Contract is:  <b>TENDER No: MLPWHUD/SDHUD/UDD/ESP/015/2023-2024 – CLUSTER 15</b>
<b>B. Contents of Tender Document</b>	
ITT 8.2	The Tenderer will submit any questions in writing, to reach the Procuring Entity <b>7 days</b> before the date of tender opening.
ITT 9.1	For Clarification of Tender purposes, for obtaining further information and for purchasing tender documents, the Procuring Entity's address is:  (1) Name of Procuring Entity:  <b>State Department of Housing and Urban Development</b>  (2) Physical address for hand Courier Delivery to an office:  <b>1<sup>st</sup> Ngong avenue, Ardhi House, 6<sup>th</sup> Floor, Wing B, Room 606</b>  (3) Postal Address;  <b>P.O. Box 30119-00100 Nairobi</b>  (4) Officer to be contacted:  <b>Head, Supply Chain Management Services</b>  <b>Email: <i>procurementhousingandurban@go.ke</i></b>
<b>C. Preparation of Tenders</b>	
ITT 15.1	Alternative Tenders <i>shall not be</i> considered.
ITT 15.2	Alternative times for completion <i>shall not be</i> permitted.
ITT 16.5	The prices quoted by the Tenderer shall be <b>fixed</b> .
ITT 20.1	The Tender validity period shall be 120 days.
ITT 21.1	A Tender Security <i>shall be</i> required. The said Tender Security shall be for <b>Kenya Shillings Two Million (Kshs. 2,000,000)</b> issued by a <b>Reputable Bank Valid for a period of 150 days from the tender opening date</b> .
ITT 22.1	In addition to the original of the Tender, the number of copies is: <b>One soft copy in PDF which is a replica of the original bid document submitted</b> .
ITT 22.3	The written confirmation of authorization to sign on behalf of the Tenderer shall consist of: <i>Power of Attorney</i>

ITT Reference	PARTICULARS OF APPENDIX TO INSTRUCTIONS TO TENDERS
<b>D. Submission and Opening of Tenders</b>	
<b>ITT 24.1</b>	<p>(A) For <u>Tender submission purposes</u> only, the Procuring Entity's address is:</p> <ol style="list-style-type: none"> <li>(1) Name of Procuring Entity: <b>State Department of Housing and Urban Development</b></li> <li>(2) Postal Address <b>Principal Secretary, State Department of Housing and Urban Development P.O. Box 30119-00100 Nairobi</b></li> <li>(3) Physical address for hand Courier Delivery to an office or Tender Box: <b>1<sup>st</sup> Ngong avenue, Ardhi House, 6<sup>th</sup> Floor, Tender box</b></li> <li>(4) Date and time for submission of Tenders: <b>16<sup>th</sup> August, 2023 at 11.00 a.m.</b></li> <li>(5) Tenderers <b>shall not submit</b> tenders electronically.</li> </ol>
<b>ITT 27.1</b>	<p>The Tender opening shall take place at the time and the address for Opening of Tenders provided below:</p> <ol style="list-style-type: none"> <li>(1) Name of Procuring Entity: <b>State Department of Housing and Urban Development</b></li> <li>(2) Physical address for the location: <b>1<sup>st</sup> Ngong avenue, Ardhi House, 6<sup>th</sup> Floor, Boardroom</b></li> <li>(3) Date and time of tender opening. <b>16<sup>th</sup> August, 2023 at 11.00 a.m.</b></li> </ol>
<b>ITT 27.6</b>	<p>The number of representatives of the Procuring Entity to sign is: <b>as guided by the Public Procurement and Asset Disposal Act, 2015 and all amendments thereafter and attendant Regulations.</b></p>
<b>E. Evaluation, and Comparison of Tenders</b>	
<b>ITT 32.3</b>	<p>The adjustment shall be based on the <i>highest</i> price of the item or component as quoted in other substantially responsive Tenders. If the price of the item or component cannot be derived from the price of other substantially responsive Tenders, the Procuring Entity shall use its best estimate.</p>
<b>ITT 37.2 (d)</b>	<p>Additional requirements apply. These are detailed in the evaluation criteria in Section III, Evaluation and Qualification Criteria.</p>
<b>ITT 51.1</b>	<p>The person named to be appointed as Adjudicator is <b>Nairobi Centre for International Arbitration</b> at an hourly fee to be determined guided by fees guidelines.</p>
<b>ITT 52.2</b>	<p>Other documents required are : <b>None</b></p>
<b>ITT 54.1</b>	<p>The procedures for making a Procurement-related Complaints are detailed in the "Regulations" available from the PPRA Website <a href="http://www.ppra.go.ke">www.ppra.go.ke</a> or email <a href="mailto:complaints@ppra.go.ke">complaints@ppra.go.ke</a>. If a Tenderer wishes to make a Procurement-related Complaint, the Tenderer should submit its complaint following these procedures, in writing (by the quickest means available, that is either by hand delivery or email to:</p> <p>For the attention: <b>Director General</b></p> <p>Title/position: <b>Director General</b></p> <p>Procuring Entity: <b>Public Procurement Regulatory Authority</b></p>

ITT Reference	PARTICULARS OF APPENDIX TO INSTRUCTIONS TO TENDERS
	<p data-bbox="421 161 884 192">Email address: <a href="mailto:complaints@ppra.go.ke">complaints@ppra.go.ke</a></p> <p data-bbox="421 219 1276 286">In summary, a Procurement-related Complaint may challenge any of the following:</p> <ul data-bbox="421 313 1094 398" style="list-style-type: none"><li data-bbox="421 313 932 344">(i) the terms of the Tender Documents; and</li><li data-bbox="421 367 1094 398">(ii) the Procuring Entity's decision to award the contract.</li></ul>

## **SECTION III - EVALUATION AND QUALIFICATION CRITERIA**

### **10 GENERAL PROVISIONS**

- 11** This section contains the criteria that the Employer shall use to evaluate tender and qualify tenderers. No other factors, methods or criteria shall be used other than specified in this tender document. The Tenderer shall provide all the information requested in the forms included in Section IV, Tendering Forms. The Procuring Entity shall use **the Standard Tender Evaluation Document for Goods and Works** for evaluating Tenders.
- 12** Wherever a Tenderer is required to state a monetary amount, Tenderers should indicate the Kenya Shilling equivalent using the rate of exchange determined as follows:
- a) For construction turnover or financial data required for each year - Exchange rate prevailing on the last day of the respective calendar year (in which the amounts for that year is to be converted) was originally established.
  - b) Value of single contract - Exchange rate prevailing on the date of the contract signature.
- (a) Exchange rates shall be taken from the publicly available source identified in the ITT 14.3. Any error in determining the exchange rates in the Tender may be corrected by the Procuring Entity.

### **13 EVALUATION AND CONTRACT AWARD CRITERIA**

The Procuring Entity shall use the criteria and methodologies listed in this Section to evaluate tenders and arrive at the Lowest Evaluated Tender. The tender that (i) meets the qualification criteria, (ii) has been determined to be substantially responsive to the Tender Documents, and (iii) is determined to have the Lowest Evaluated Tender price shall be selected for award of contract.

#### **2.0 PRELIMINARY EXAMINATION FOR DETERMINATION OF RESPONSIVENESS**

The Procuring Entity will start by examining all tenders to ensure they meet in all respects the eligibility criteria and other mandatory requirements in the ITT, and that the tender is complete in all aspects in meeting the requirements provided for in the preliminary evaluation criteria outlined below. The Standard Tender Evaluation Report Document for Goods and Works for evaluating Tenders provides very clear guide on how to deal with review of these requirements. Tenders that do not pass the Preliminary Examination will be considered non-responsive and will not be considered further.

*The following mandatory requirements shall be used for determination of Responsiveness at the preliminary evaluation*

<b>S/No</b>	<b>PRELIMINARY EVALUATION CRITERIA / MANDATORY REQUIREMENTS FOR MAIN CONTRACTOR</b>
<b>MR1</b>	Dully filled, signed and stamped form of tender prepared in accordance with ITT 14
<b>MR2</b>	Provide proof of registration with the National Construction Authority for <b>Building Works</b> category <b>NCA 6 and above</b> with current annual contractors practicing license.
<b>MR3</b>	Original Tender document must be <b>TAPE-BOUND</b> and submitted alongside with a <b>Soft Copy</b> as per TDS 22.1. Tender documents submitted as spiral bound or in a box file <b>SHALL AUTOMATICALLY BE DISQUALIFIED</b> . In addition, the documents must be chronologically serialized including the attachments.
<b>MR4</b>	A Tender Security <i>shall be</i> required. The said Tender Security shall be for <b>Kenya Shillings Two Million (Kshs. 2,000,000)</b> issued by a <b>Reputable Bank Valid for a period of 150 days from the tender opening date.</b>
<b>MR5</b>	Provide proof of power of attorney (of tender signatory if not director of the company/partner, signed and stamped by Commissioner of Oaths).
<b>MR6</b>	Certificate of Incorporation/ Registration.
<b>MR7</b>	Valid Tax Compliance Certificate.
<b>MR8</b>	Dully filled, signed and stamped Confidential Business Questionnaire.
<b>MR9</b>	Valid CR12 form showing the list of directors /shareholding (issued within the last 12months of tender submission) or National Identity Card(s) for Sole Proprietorship/Partnership-



	<p>NB:  <i>Bidders who do not meet any of the above requirements shall be considered non-responsive and their tenders will not be evaluated further.</i></p>
--	--

**30 TENDER EVALUATION (ITT 35)**

Price evaluation: in addition to the criteria listed in ITT 35.2 (a) – (d) the following criteria shall apply:

- (i) Alternative Completion Times, if permitted under ITT13.2, will be evaluated as follows:  
.....
- (ii) Alternative Technical Solutions for specified parts of the Works, if permitted under ITT 13.4, will be evaluated as follows:  
.....
- (iii) Other Criteria; if permitted under ITT 35.2(j):  
.....

**40 MULTIPLE CONTRACTS**

**41** Multiple contracts will be permitted in accordance with ITT 35.4. Tenderers are evaluated on basis of Lots and a lowest evaluated tenderer identified for each Lot. The Procuring Entity will award of Contracts as prescribed below:

The Procuring Entity will consider all possible combinations of won Lots [contract(s)] and determine the combination with the lowest evaluated price. Tenders will then be awarded to the Tenderer or Tenderers in the combination provided the tenderer meets the aggregate Eligibility and Qualification Criteria for all the won Lots.

**5.0 ALTERNATIVE TENDERS (ITT 13.1)**

**Alternative Tenders (ITT 13.1)**

*An alternative if permitted under ITT 3.1, will be evaluated as follows:*

The Procuring Entity shall consider Tenders offered for alternatives as specified in Part 2 - Works requirements. Only the technical alternatives, if any, of the Tenderer with the Best Evaluated Tender conforming to the basic technical requirements shall be considered by the Procuring Entity.

**60 MARGIN OF PREFERENCE**

- 61** If the TDS so specifies, the Procuring Entity will grant a margin of preference of fifteen percent (15%) to be loaded on evaluated prices of the foreign tenderers, where the percentage of shareholding of Kenyan citizens is less than fifty- one percent (51%).
- 62** Contractors shall be asked to provide, as part of the data for qualification, such information, including details of ownership, as shall be required to determine whether, according to the classification established by the Procuring Entity, a particular contractor or group of contractors qualifies for a margin of preference.
- 63** After Tenders have been received and reviewed by the Procuring Entity, responsive Tenders shall be assessed to ascertain their percentage of shareholding of Kenyan citizens. Responsive tenders shall be classified into the following groups:
  - i) *Group A:* tenders offered by Kenyan Contractors and other Tenderers where Kenyan citizens hold shares of over fifty one percent (51%).
  - ii) *Group B:* tenders offered by foreign Contractors and other Tenderers where Kenyan citizens hold shares of less than fifty one percent (51%).
- 64** All evaluated tenders in each group shall, as a first evaluation step, be compared to determine the lowest tender, and the lowest evaluated tender in each group shall be further compared with each other. If, as a result of this comparison, a tender from Group A is the lowest, it shall be selected for the award of contract. If a tender from Group B is the lowest, an amount equal to the percentage indicated in Item 6.1 of the respective tender price, including unconditional discounts and excluding provisional sums and the cost of day works, if any, shall be



added to the evaluated price offered in each tender from Group B. All tenders shall then be compared using new prices with added prices to Group B and the lowest evaluated tender from Group A. If the tender from Group A is still the lowest tender, it shall be selected for award. If not, the lowest evaluated tender from Group B based on the first evaluation price shall be selected.

**7. Post qualification and Contract ward (ITT 39), more specifically,**

- a) In case the tender was subject to post-qualification, the contract shall be awarded to the lowest evaluated tenderer, subject to confirmation of pre-qualification data, if so required.
- b) In case the tender was not subject to post-qualification, the tender that has been determined to be the lowest evaluated tenderer shall be considered for contract award, subject to meeting each of the following conditions.
  - (i.) The Tenderer shall demonstrate that it has access to, or has available, liquid assets, unencumbered real assets, lines of credit, and other financial means (independent of any contractual advance payment) sufficient to meet the construction cash flow of **Kenya Shillings Seventy Five Million (Kshs. 75,000,000)**.
  - (ii.) Minimum average annual construction turnover of **Kenya Shillings Three Hundred Million (Kshs. 300,000,000)**, equivalent calculated as total certified payments received for contracts in progress and/or completed within the last **three (3) years**.
  - (iii.) At least **Three (3) no.** of contract(s) of a similar nature executed within Kenya, or the East African Community or a broad, that have been satisfactorily and substantially completed as a prime contractor, or joint venture member or sub-contractor each of minimum value Kenya shillings **One Hundred and Ten Million (Kshs. 110,000,000)** equivalent.
  - (iv.) Contractor's Representative and Key Personnel, which are specified as:

No.	Position	Total Work Experience (years)	Experience In Similar Works (years)
1	Project Manager (Bachelor of Architecture OR Bachelor of Quantity Surveying OR Civil Engineering OR Contract Management, all registered with relevant professional bodies).	10	5
2	Site Agent (Bachelor or Diploma in Architecture OR Quantity Surveying OR Civil Engineering, all registered with relevant professional bodies).	10	5
2	General Foreman (Higher Diploma in Building Construction OR Construction Management OR Contract Management OR Civil Engineering)	10	5

- (v.) Contractors key equipment listed on the table “Contractor's Equipment” below and more specifically listed as:

No.	Equipment Type and Characteristics	Minimum Number required
1	Concrete Mixer Type 5/3.5	3
2	Concrete dumper 0.5 cu.m	3

3	Concrete vibrator poker type N.D. 50 mm	3
4	Tipper Truck 15 ton.	3
5	Dumpy level 1	3

- (vi.) **Further Evaluation shall be conducted after Preliminary examination for Determination of Responsiveness. The said further evaluation shall comprise of the Detailed technical examination and financial evaluation.**
- (vii.) **Finally, tenders attaining the minimum score of 70 points in detailed technical evaluation shall be subjected to financial evaluation and comparison to determine the lowest evaluated price of the tender.**

a) **History of non-performing contracts:**

Tenderer and each member of JV in case the Tenderer is a JV, shall demonstrate that Non-performance of a contract did not occur because of the default of the Tenderer, or the member of a JV in the last **Three years**. The required information shall be furnished in the appropriate form.

b) **Pending Litigation**

Financial position and prospective long-term profit ability of the Single Tenderer, and in the case the Tenderer is a JV, of each member of the JV, shall remain sound according to criteria established with respect to Financial Capability under Paragraph (i) above if all pending litigation will be resolved against the Tenderer. Tenderer shall provide information on pending litigations in the appropriate form.

c) **Litigation History**

There shall be no consistent history of court/arbitral award decisions against the Tenderer, in the last **Three Years**. All parties to the contract shall furnish the information in the appropriate form about any litigation or arbitration resulting from contracts completed or on going under its execution over the years specified. A consistent history of awards against the Tenderer or any member of a JV may result in rejection of the tender.

## 7 DUE DILIGENCE

Pursuant to Section 83 of the Public Procurement and Assets Disposal Act, 2015 and the attendant regulations, due diligence shall be conducted on the lowest recommended bidder before award. The due diligence shall be conducted on the following basis inter alia:

- (i) The bidder shall be assessed on the financial and the technical to carry out the project. In carrying out the due diligence the Contractor shall be requested to authorize or provide their current Bank statements to assess their financial capacity and capability.
- (ii) The bidder if currently or previously engaged on other projects in the State Department shall be assessed on their current performance and delivery on those projects. Contractors with a poor performance record shall not be recommended for award.
- (iii) The Bidder shall be required to further demonstrate that they can deliver on the project milestones within the stipulated timelines.
- (iv) The State Department shall make its recommendations on the basis of multiple Contracts as stipulated under Clause 4 Multiple Contracts section III-Evaluation and Qualification Criteria.

### Detailed Technical Examination

Award of points for the **Technical Evaluation** will be as follows: -

No	Parameter	Maximum Points
1	Key personnel	20
2	General Experience	10
3	Specific Construction Experience	15
4	Schedules of contractor's equipment	15
5	Audited Financial Report for the for the last 3 years	15
6	Evidence of Financial Resources	10
7	Detailed works program and methodology	15
<b>Total</b>		<b>100</b>

Item	Description	Points Scored	Max. Points
1	<b>Key Personnel as detailed under clause 4 b (iv) of the Evaluation Criteria</b> <b>NB: Attach Curriculum Vitae and certificates</b>		
	<b>Project Manager for the firm</b> <ul style="list-style-type: none"> <li>• With relevant qualifications</li> <li>• With over 8 years general experience and over 5 years' experience in similar works</li> <li>• With experience below the requirements</li> <li>• With no relevant experience</li> </ul>		8
	<b>Site Agent with the relevant Qualifications</b> <ul style="list-style-type: none"> <li>• With relevant qualifications</li> <li>• With over 7 years general experience and over 5 years' experience in similar works</li> <li>• With experience below the requirements</li> <li>• With no relevant experience</li> </ul>		7
	<b>General Foreman/Site Surveyor</b> <ul style="list-style-type: none"> <li>• With relevant qualifications</li> <li>• With over 7 years general experience and over 5 years' experience in similar works</li> <li>• With experience below the requirements</li> <li>• With no relevant experience</li> </ul>		5
2.	General Experience <ul style="list-style-type: none"> <li>• Has been practicing as a Contractor for the last 5 years.</li> <li>• Experience as Contractor below 5 years</li> <li>• No Experience as a Contractor</li> </ul>		<b>10</b>
3.	<b>Specific Experience (a max of 3No. Projects)</b> <ul style="list-style-type: none"> <li>• Project of similar nature, complexity and magnitude</li> <li>• Project of similar nature but of lower value than the one in consideration.</li> <li>• Not undertaken/completed project of similar nature.</li> </ul>		<b>15</b>

<b>4.</b>	<b>Schedules of contractor's equipment</b> For each specific equipment required in the construction work being tendered for. (All the categories listed to be considered and <b>3 points will be awarded for meeting each category</b> )		<b>15</b>
<b>5.</b>	<b>Financial report</b> <b>Audited financial report last Three [3] years (2019 , 2020 &amp; 2021)</b> <ul style="list-style-type: none"> <li>• Turn over greater or equal to 1.5 times the cost of the project.</li> <li>• Turn over greater or equal to the cost of the project</li> <li>• Turn over below the cost of the project</li> </ul>		<b>15</b>
<b>6.</b>	<b>Evidence of financial resources (cash in hand, lines of credit, over draft facility etc.)</b> <ul style="list-style-type: none"> <li>• Has financial resources equal or above the cost of the project</li> <li>• 50% of the cost of the project</li> <li>• Has financial resources below 50% of the cost of the project</li> <li>• Has not demonstrated/given evidence for the financial resources</li> </ul>		<b>10</b>
<b>7.</b>	<b>Detailed works program outlining the methodology of implementing the project to completion including the defects liability period.</b> <ul style="list-style-type: none"> <li>• Adequacy of the proposed Works program and methodology.</li> <li>• No works program or methodology provided.</li> </ul>		<b>15</b>
	<b>TOTAL POINTS</b>		<b>100</b>
	<b>MINIMUM POINTS</b>		<b>70</b>

**NB: Tenders attaining the minimum score of 70 points in detailed technical evaluation shall be subjected to financial evaluation and comparison to determine the lowest evaluated price of the tender.**

## 1. QUALIFICATION FORM SUMMARY

1	2	3	4	5
Item No.	Qualification Subject	Qualification Requirement	Document To be Completed by Tenderer	For Procuring Entity's Use (Qualification met or Not Met)
1	Nationality	Nationality in accordance with ITT 3.6	Forms ELI – 1.1 and 1.2, with attachments	
2	Tax Obligations for Kenyan Tenderers	Has produced a current tax clearance certificate or tax exemption certificate issued by the the Kenya Revenue Authority in accordance with ITT 3.14.	Form of Tender	
4	PPRA Eligibility	Not having been declared ineligible by the PPRA as described in ITT 3.8	Form of Tender	
7	History of Non-Performing Contracts	Non-performance of a contract did not occur as a result of contractor default since <b>1<sup>st</sup> January 2021</b>	Form CON-2	
8	Suspension Based on Execution of Tender/Proposal Securing Declaration by the Procuring Entity	Not under suspension based on-execution of a Tender/Proposal Securing Declaration pursuant to ITT 19.9	Form of Tender	
9	Pending Litigation	Tender's financial position and prospective long-term profitability still sound according to criteria established in 3.1 and assuming that all pending litigation will NOT be resolved against the Tenderer.	Form CON – 2	
10	Litigation History	No consistent history of court/arbitral award decisions against the Tenderer since <b>1<sup>st</sup> January 2022</b>	Form CON – 2	
11	Financial Capabilities	(i) The Tenderer shall demonstrate that it has access to, or has available, liquid assets, unencumbered real assets, lines of credit, and other financial means (independent of any contractual advance payment) sufficient to meet the construction cash flow requirements estimated as <b>Kenya</b>	Form FIN – 3.1, with attachments	

1	2	3	4	5
Item No.	Qualification Subject	Qualification Requirement	Document To be Completed by Tenderer	For Procuring Entity's Use (Qualification met or Not Met)
		<p><b>Shillings Seventy Five Million (Kshs 75,000,000)</b> equivalent for the subject contract(s) net of the Tenderer's other commitments.</p> <p>(ii) The Tenderers shall also demonstrate, to the satisfaction of the Procuring Entity, that it has adequate sources of finance to meet the cash flow requirements on works currently in progress and for future contract commitments.</p> <p>(iii) The audited balance sheets or, if not required by the laws of the Tenderer's country, other financial statements acceptable to the Procuring Entity, for the last <b>Three years</b> shall be submitted and must demonstrate the current soundness of the Tenderer's financial position and indicate its prospective long-term profitability.</p>		
12	Average Annual Construction Turnover	Minimum average annual construction turnover of <b>Kenya Shillings Three Hundred Million (Kshs.300,000,000)</b> , equivalent calculated as total certified payments received for contracts in progress and/or completed within the last <b>Three years</b> , divided by <b>Three years</b>	Form FIN – 3.2	
13	General Construction Experience	Experience under construction contracts in the role of prime contractor, JV member, sub-contractor, or management contractor for at least the last <b>Five (5) years</b> , starting <b>1<sup>st</sup> January 2018</b> .	Form EXP – 4.1	
	Specific Construction & Contract Management Experience	A minimum number of <b>Three (3)</b> similar contracts specified below that have been satisfactorily and substantially completed as a prime contractor, joint venture member, management contractor or sub-contractor between <b>1<sup>st</sup> January 2018</b> and tender submission deadline, (number) contracts, each of minimum value <b>Kenya Shillings One Hundred and Ten Million (Kshs. 110,000,000) equivalent</b> .	Form EXP 4.2(a)	

1	2	3	4	5
Item No.	Qualification Subject	Qualification Requirement	<i>Document To be Completed by Tenderer</i>	<i>For Procuring Entity's Use (Qualification met or Not Met)</i>
		<p>The similarity of the contracts shall be based on the following:</p> <ul style="list-style-type: none"><li>• <i>the minimum key requirements in terms of physical size,</i></li><li>• <i>complexity,</i></li><li>• <i>construction method,</i></li></ul> <p><i>technology and/or other characteristics including part of the requirements that may be met by specialized subcontractors</i></p>		

## SECTION IV - QUALIFICATION FORMS

### 1. FORMEQU: EQUIPMENT

The Tenderer shall provide adequate information to demonstrate clearly that it has the capability to meet the requirements for the key equipment listed in Section III, Evaluation and Qualification Criteria. A separate Form shall be prepared for each item of equipment listed, or for alternative equipment proposed by the Tenderer.

Item of equipment		
Equipment information	Name of manufacturer	Model and power rating
	Capacity	Year of manufacture
Current status	Current location	
	Details of current commitments	
Source	Indicate source of the equipment <input type="checkbox"/> Owned <input type="checkbox"/> Rented <input type="checkbox"/> Leased <input type="checkbox"/> Specially manufactured	

Omit the following information for equipment owned by the Tenderer.

Owner	Name of owner	
	Address of owner	
	Telephone	Contact name and title
	Fax	Telex
Agreements	Details of rental / lease / manufacture agreements specific to the project	



## 2 FORM PER -1

### Contractor's Representative and Key Personnel Schedule

Tenderers should provide the names and details of the suitably qualified Contractor's Representative and Key Personnel to perform the Contract. The data on their experience should be supplied using the Form PER-2 below for each candidate.

#### Contractor' Representative and Key Personnel

1.	<b>Title of position: Contractor's Representative</b>	
	<b>Name of candidate:</b>	
	<b>Duration of appointment:</b>	<i>[insert the whole period (start and end dates) for which this position will be engaged]</i>
	<b>Time commitment: for this position:</b>	<i>[insert the number of days/week/months/ that has been scheduled for this position]</i>
	<b>Expected time schedule for this position:</b>	<i>[insert the expected time schedule for this position (e.g. attach high level Gantt chart)]</i>
2.	<b>Title of position: [_____]</b>	
	<b>Name of candidate:</b>	
	<b>Duration of appointment:</b>	<i>[insert the whole period (start and end dates) for which this position will be engaged]</i>
	<b>Time commitment: for this position:</b>	<i>[insert the number of days/week/months/ that has been scheduled for this position]</i>
	<b>Expected time schedule for this position:</b>	<i>[insert the expected time schedule for this position (e.g. attach high level Gantt chart)]</i>
3.	<b>Title of position: [_____]</b>	
	<b>Name of candidate:</b>	
	<b>Duration of appointment:</b>	<i>[insert the whole period (start and end dates) for which this position will be engaged]</i>
	<b>Time commitment: for this position:</b>	<i>[insert the number of days/week/months/ that has been scheduled for this position]</i>
	<b>Expected time schedule for this position:</b>	<i>[insert the expected time schedule for this position (e.g. attach high level Gantt chart)]</i>
4.	<b>Title of position: [_____]</b>	
	<b>Name of candidate:</b>	
	<b>Duration of appointment:</b>	<i>[insert the whole period (start and end dates) for which this position will be engaged]</i>
	<b>Time commitment: for this position:</b>	<i>[insert the number of days/week/months/ that has been scheduled for this position]</i>
	<b>Expected time schedule for this position:</b>	<i>[insert the expected time schedule for this position (e.g. attach high level Gantt chart)]</i>
5.	<b>Title of position: [_____]</b>	
	<b>Name of candidate:</b>	
	<b>Duration of appointment:</b>	<i>[insert the whole period (start and end dates) for which this position will be engaged]</i>
	<b>Time commitment: for this position:</b>	<i>[insert the number of days/week/months/ that has been scheduled for this position]</i>
	<b>Expected time schedule for this position:</b>	<i>[insert the expected time schedule for this position (e.g. attach high level Gantt chart)]</i>

### 3. FORM PER-2:

Resume and Declaration - Contractor's Representative and Key Personnel.

Summarize professional experience in reverse chronological order. Indicate particular technical and managerial experience relevant to the project.

<b>Name of Tenderer</b>
-------------------------

Position [#1]: <i>[title of position from Form PER-1]</i>		
Personnel information	Name:	Date of birth:
	Address:	E-mail:
	Professional qualifications:	
	Academic qualifications:	
	Language proficiency: <i>[language and levels of speaking, reading and writing skills]</i>	
Details	Address of Procuring Entity:	
	Telephone:	Contact (manager / personnel officer):
	Fax:	
	Job title:	Years with present Procuring Entity:

Summarize professional experience in reverse chronological order. Indicate particular technical and managerial experience relevant to the project.

<b>Project</b>	<b>Role</b>	<b>Duration of involvement</b>	<b>Relevant experience</b>
<i>[main project details]</i>	<i>[role and responsibilities on the project]</i>	<i>[time in role]</i>	<i>[describe the experience relevant to this position]</i>

## Declaration

I, the undersigned [*insert either "Contractor's Representative" or "Key Personnel" as applicable*], certify that to the best of my knowledge and belief, the information contained in this Form PER-2 correctly describes myself, my qualifications and my experience.

I confirm that I am available as certified in the following table and throughout the expected time schedule for this position as provided in the Tender:

<b>Commitment</b>	<b>Details</b>
Commitment to duration of contract:	<i>[insert period (start and end dates) for which this Contractor's Representative or Key Personnel is available to work on this contract]</i>
Time commitment:	<i>[insert period (start and end dates) for which this Contractor's Representative or Key Personnel is available to work on this contract]</i>

I understand that any misrepresentation or omission in this Form may:

- a) be taken into consideration during Tender evaluation;
- b) result in my disqualification from participating in the Tender;
- c) result in my dismissal from the contract.

Name of Contractor's Representative or Key Personnel: [*insert name*]

Signature: \_\_\_\_\_

Date: (day month year): \_\_\_\_\_ Countersignature

of authorized representative of the Tenderer:

Signature: \_\_\_\_\_ Date: (day month

year): \_\_\_\_\_

#### 4 TENDERER'S QUALIFICATION WITHOUT PRE-QUALIFICATION

To establish its qualifications to perform the contract in accordance with Section III, Evaluation and Qualification Criteria the Tenderer shall provide the information requested in the corresponding Information Sheets included hereunder.

##### 4.1 FORM ELI -1.1

###### Tenderer Information Form

Date: \_\_\_\_\_

ITT No. and title: \_\_\_\_\_

Tenderer's name
In case of Joint Venture (JV), name of each member:
Tenderer's actual or intended country of registration: <i>[indicate country of Constitution]</i>
Tenderer's actual or intended year of incorporation:
Tenderer's legal address [in country of registration]:
Tenderer's authorized representative information Name: _____ Address: _____ Telephone/Fax numbers: _____ E-mail address: _____
1. Attached are copies of original documents of <input type="checkbox"/> Articles of Incorporation (or equivalent documents of constitution or association), and/or documents of registration of the legal entity named above, in accordance with ITT 3.6 <input type="checkbox"/> In case of JV, letter of intent to form JV or JV agreement, in accordance with ITT 3.5 <input type="checkbox"/> In case of state-owned enterprise or institution, in accordance with ITT 3.8, documents establishing: <ul style="list-style-type: none"><li>• Legal and financial autonomy</li><li>• Operation under commercial law</li><li>• Establishing that the Tenderer is not under the supervision of the Procuring Entity</li></ul>
2. Included are the organizational chart, a list of Board of Directors, and the beneficial ownership.

## 4.2 FORM ELI -1.2

### **Tenderer's JV Information Form (to be completed for each member of Tenderer's JV)**

Date: \_\_\_\_\_

ITT No. and title: \_\_\_\_\_

Tenderer's JV name:
JV member's name:
JV member's country of registration:
JV member's year of constitution:
JV member's legal address in country of constitution:
JV member's authorized representative information Name: _____ Address: _____ Telephone/Fax numbers: _____ E-mail address: _____
1. Attached are copies of original documents of <input type="checkbox"/> Articles of Incorporation (or equivalent documents of constitution or association), and/or registration documents of the legal entity named above, in accordance with ITT 3.6. <input type="checkbox"/> In case of a state-owned enterprise or institution, documents establishing legal and financial autonomy, operation in accordance with commercial law, and that they are not under the supervision of the Procuring Entity, in accordance with ITT 3.8.
2. Included are the organizational chart, a list of Board of Directors, and the beneficial ownership.

### 4.3 FORM CON – 2

#### Historical Contract Non-Performance, Pending Litigation and Litigation History

Tenderer's Name: \_\_\_\_\_

Date: \_\_\_\_\_

JV Member's Name \_\_\_\_\_

ITT No. and title: \_\_\_\_\_

Non-Performed Contracts in accordance with Section III, Evaluation and Qualification Criteria			
<input type="checkbox"/> Contract non-performance did not occur since 1 <sup>st</sup> January [ <i>insert year</i> ] specified in Section III, Evaluation and Qualification Criteria, Sub-Factor 2.1.			
<input type="checkbox"/> Contract(s) not performed since 1 <sup>st</sup> January [ <i>insert year</i> ] specified in Section III, Evaluation and Qualification Criteria, requirement 2.1			
Year	Non- performed portion of contract	Contract Identification	Total Contract Amount (current value, currency, exchange rate and Kenya Shilling equivalent)
[ <i>insert year</i> ]	[ <i>insert amount and percentage</i> ]	Contract Identification: [ <i>indicate complete contract name/ number, and any other identification</i> ] Name of Procuring Entity: [ <i>insert full name</i> ] Address of Procuring Entity: [ <i>insert street/city/country</i> ] Reason(s) for nonperformance: [ <i>indicate main reason(s)</i> ]	[ <i>insert amount</i> ]
Pending Litigation, in accordance with Section III, Evaluation and Qualification Criteria			
<input type="checkbox"/> No pending litigation in accordance with Section III, Evaluation and Qualification Criteria, Sub-Factor 2.3.			
<input type="checkbox"/> Pending litigation in accordance with Section III, Evaluation and Qualification Criteria, Sub-Factor 2.3 as indicated below.			



<b>Year of dispute</b>	<b>Amount in dispute (currency)</b>	<b>Contract Identification</b>	<b>Total Contract Amount (currency), Kenya Shilling Equivalent (exchange rate)</b>
		Contract Identification: _____ Name of Procuring Entity: _____ Address of Procuring Entity: _____ Matter in dispute: _____ Party who initiated the dispute: _____ Status of dispute: _____	
		Contract Identification: Name of Procuring Entity: Address of Procuring Entity: Matter in dispute: Party who initiated the dispute: Status of dispute:	
Litigation History in accordance with Section III, Evaluation and Qualification Criteria			
<input type="checkbox"/> No Litigation History in accordance with Section III, Evaluation and Qualification Criteria, Sub-Factor 2.4.			
<input type="checkbox"/> Litigation History in accordance with Section III, Evaluation and Qualification Criteria, Sub-Factor 2.4 as indicated below.			
<b>Year of award</b>	<b>Outcome as percentage of Net Worth</b>	<b>Contract Identification</b>	<b>Total Contract Amount (currency), Kenya Shilling Equivalent (exchange rate)</b>
<i>[insert year]</i>	<i>[insert percentage]</i>	Contract Identification: [indicate complete contract name, number, and any other identification] Name of Procuring Entity: <i>[insert full name]</i> Address of Procuring Entity: <i>[insert street/city/country]</i> Matter in dispute: <i>[indicate main issues in dispute]</i> Party who initiated the dispute: <i>[indicate "Procuring Entity" or "Contractor"]</i> Reason(s) for Litigation and award decision <i>[indicate main reason(s)]</i>	<i>[insert amount]</i>

#### 4.4 FORM FIN – 3.1:

##### Financial Situation and Performance

Tenderer's Name: \_\_\_\_\_

Date: \_\_\_\_\_

JV Member's Name \_\_\_\_\_

ITT No. and title: \_\_\_\_\_

##### 4.4.1. Financial Data

Type of Financial information in _____ (currency)	Historic information for previous _____ years, _____				
	(amount in currency, currency, exchange rate*, USD equivalent)				
	Year 1	Year 2	Year 3	Year 4	Year 5
Statement of Financial Position (Information from Balance Sheet)					
Total Assets (TA)					
Total Liabilities (TL)					
Total Equity/Net Worth (NW)					
Current Assets (CA)					
Current Liabilities (CL)					
Working Capital (WC)					
Information from Income Statement					
Total Revenue (TR)					
Profits Before Taxes (PBT)					
Cash Flow Information					
Cash Flow from Operating Activities					

\*Refer to ITT 15 for the exchange rate

#### 4.4.2 Sources of Finance

Specify sources of finance to meet the cash flow requirements on works currently in progress and for future contract commitments.

No.	Source of finance	Amount (Kenya Shilling equivalent)
1		
2		
3		

#### 4.4.3 Financial documents

The Tenderer and its parties shall provide copies of financial statements for \_\_\_\_\_ years pursuant Section III, Evaluation and Qualifications Criteria, Sub-factor 3.1. The financial statements shall:

- (a) reflect the financial situation of the Tenderer or in case of JV member, and not an affiliated entity (such as parent company or group member).
- (b) be independently audited or certified in accordance with local legislation.
- (c) be complete, including all notes to the financial statements.
- (d) correspond to accounting periods already completed and audited.

Attached are copies of financial statements<sup>1</sup> for the \_\_\_\_\_ years required above; and complying with the requirements

<sup>1</sup> If the most recent set of financial statements is for a period earlier than 12 months from the date of Tender, the reason for this should be justified.

#### 4.5 FORM FIN – 3.2:

##### Average Annual Construction Turnover

Tenderer's Name: \_\_\_\_\_

Date: \_\_\_\_\_

JV Member's Name \_\_\_\_\_

ITT No. and title: \_\_\_\_\_

		Annual turnover data (construction only)	
Year	Amount Currency	Exchange rate	Kenya Shilling equivalent
<i>[indicate year]</i>	<i>[insert amount and indicate currency]</i>		
Average Annual Construction Turnover *			

\* See Section III, Evaluation and Qualification Criteria, Sub-Factor 3.2.

#### 4.6 FORM FIN – 3.3:

##### Financial Resources

Specify proposed sources of financing, such as liquid assets, unencumbered real assets, lines of credit, and other financial means, net of current commitments, available to meet the total construction cash flow demands of the subject contract or contracts as specified in Section III, Evaluation and Qualification Criteria

Financial Resources		
No.	Source of financing	Amount (Kenya Shilling equivalent)
1		
2		
3		

#### 4.7 FORM FIN – 3.4:

##### Current Contract Commitments / Works in Progress

Tenderers and each member to a JV should provide information on their current commitments on all contracts that have been awarded, or for which a letter of intent or acceptance has been received, or for contracts approaching completion, but for which an unqualified, full completion certificate has yet to be issued.

##### Current Contract Commitments

	Name of Contract	Procuring Entity's Contact Address, Tel,	Value of Outstanding Work [Current Kenya Shilling /month Equivalent]	Estimated Completion Date	Average Monthly Invoicing Over Last Six Months [Kenya Shilling /month]
1					
2					
3					
4					
5					

## 4.8 FORM EXP - 4.1

### General Construction Experience

Tenderer's Name: \_\_\_\_\_

Date: \_\_\_\_\_

JV Member's Name \_\_\_\_\_

ITT No. and title: \_\_\_\_\_

Page \_\_\_\_\_ of \_\_\_\_\_ pages

Starting Year	Ending Year	Contract Identification	Role of Tenderer
		Contract name: _____ Brief Description of the Works performed by the Tenderer: _____ Amount of contract: _____ Name of Procuring Entity: _____ Address: _____	
		Contract name: _____ Brief Description of the Works performed by the Tenderer: _____ Amount of contract: _____ Name of Procuring Entity: _____ Address: _____	
		Contract name: _____ Brief Description of the Works performed by the Tenderer: _____ Amount of contract: _____ Name of Procuring Entity: _____ Address: _____	

#### 4.9 FORM EXP - 4.2(a)

##### Specific Construction and Contract Management Experience

Tenderer's Name: \_\_\_\_\_

Date: \_\_\_\_\_

JV Member's Name \_\_\_\_\_

ITT No. and title: \_\_\_\_\_

Similar Contract No.	Information			
Contract Identification				
Award date				
Completion date				
Role in Contract	Prime Contractor <input type="checkbox"/>	Member in JV <input type="checkbox"/>	Management Contractor <input type="checkbox"/>	Sub-contractor <input type="checkbox"/>
Total Contract Amount				<b>Kenya Shilling</b>
If member in a JV or sub-contractor, specify participation in total Contract amount				
Procuring Entity's Name:				
Address:				
Telephone/fax number				
E-mail:				

#### 4.10 FORM EXP - 4.2 (a) (cont.)

##### Specific Construction and Contract Management Experience (cont.)

Similar Contract No.	Information
Description of the similarity in accordance with Sub-Factor 4.2(a) of Section III:	
1. Amount	
2. Physical size of required works items	
3. Complexity	
4. Methods/Technology	
5. Construction rate for key activities	
6. Other Characteristics	



#### 4.11 FORM EXP - 4.2(b)

### Construction Experience in Key Activities

Tenderer's Name: \_\_\_\_\_

Date: \_\_\_\_\_

Tenderer's JV Member Name: \_\_\_\_\_

Sub-contractor's Name<sup>2</sup> (as per ITT 34): \_\_\_\_\_

ITT No. and title: \_\_\_\_\_

All Sub-contractors for key activities must complete the information in this form as per ITT 34 and Section III, Evaluation and Qualification Criteria, Sub-Factor 4.2.

1. Key Activity No One: \_

<b>Information</b>				
Contract Identification				
Award date				
Completion date				
Role in Contract	Prime Contractor <input type="checkbox"/>	Member in JV <input type="checkbox"/>	Management Contractor <input type="checkbox"/>	Sub-contractor <input type="checkbox"/>
Total Contract Amount	<b>Kenya Shilling</b>			
Quantity (Volume, number or rate of production, as applicable) performed under the contract per year or part of the year	Total quantity in the contract (i)	Percentage participation (ii)		Actual Quantity Performed (i) x (ii)
Year 1				
Year 2				
Year 3				
Year 4				
Procuring Entity's Name:				
Address:				
Telephone/fax number				
E-mail:				

<sup>2</sup> If applicable

	<b>Information</b>
Description of the key activities in accordance with Sub-Factor 4.2(b) of Section III:	

2. Activity No. Two  
3.  
.....

## **OTHER FORMS**

### **5. FORM OF TENDER**

#### *INSTRUCTIONS TO TENDERERS*

- i) *The Tenderer must prepare this Form of Tender on stationery with its letterhead clearly showing the Tenderer's complete name and business address.*
- ii) *All italicized text is to help Tenderer in preparing this form.*
- iii) *Tenderer must complete and sign CERTIFICATE OF INDEPENDENT TENDER DETERMINATION and the SELF DECLARATION OF THE TENDERER attached to this Form of Tender.*
- iv) *The Form of Tender shall include the following Forms duly completed and signed by the Tenderer.*
  - *Tenderer's Eligibility- Confidential Business Questionnaire*
  - *Certificate of Independent Tender Determination*
  - *Self-Declaration of the Tenderer*

**Date of this Tender submission:** *[insert date (as day, month and year) of Tender submission]*

**Request for Tender No.:** *[insert identification]*

**Name and description of Tender** *[Insert as per ITT]*

**Alternative No.:** *[insert identification No if this is a Tender for an alternative]*

**To:** *[insert complete name of Procuring Entity]* Dear Sirs,

1. In accordance with the Conditions of Contract, Specifications, Drawings and Bills of Quantities for the execution of the above named Works, we, the undersigned offer to construct and complete the Works and remedy any defects therein for the sum of Kenya Shillings *[[Amount in figures] \_\_\_\_\_* Kenya Shillings *[amount in words] \_\_\_\_\_*.

The above amount includes foreign currency amount (s) of *[state figure or a percentage and currency]* *[figures] \_\_\_\_\_* *[words] \_\_\_\_\_*.

The percentage or amount quoted above does not include provisional sums, and only allows not more than two foreign currencies.

2. We undertake, if our tender is accepted, to commence the Works as soon as is reasonably possible after the receipt of the Project Manager's notice to commence, and to complete the whole of the Works comprised in the Contract within the time stated in the Special Conditions of Contract.
3. We agree to adhere by this tender until \_\_\_\_\_ *[Insert date]*, and it shall remain binding upon us and may be accepted at any time before that date.
4. Unless and until a formal Agreement is prepared and executed this tender together with your written acceptance thereof, shall constitute a binding Contract between us. We further understand that you are not bound to accept the lowest or any tender you may receive.
5. We, the undersigned, further declare that:
  - i) No reservations: We have examined and have no reservations to the tender document, including Addenda issued in accordance with ITT 28;
  - ii) Eligibility: We meet the eligibility requirements and have no conflict of interest in accordance with ITT 3 and 4;
  - iii) Tender-Securing Declaration: We have not been suspended nor declared ineligible by the Procuring Entity based on execution of a Tender-Securing or Proposal-Securing Declaration in the Procuring Entity's Country in accordance with ITT 19.8;
  - iv) Conformity: We offer to execute in conformity with the tendering documents and in accordance with the implementation and completion specified in the construction schedule, the following Works: *[insert a brief description of the Works]*;

- v) Tender Price: The total price of our Tender, excluding any discounts offered in item 1 above is: *[Insert one of the options below as appropriate]*
- vi) Option 1, in case of one lot: Total price is: *[insert the total price of the Tender in words and figures, indicating the various amounts and the respective currencies];* Or
- Option 2, in case of multiple lots:
- a) Total price of each lot *[insert the total price of each lot in words and figures, indicating the various amounts and the respective currencies];* and
- b) Total price of all lots (sum of all lots) *[insert the total price of all lots in words and figures, indicating the various amounts and the respective currencies];*
- vii) Discounts: The discounts offered and the methodology for their application are:
- viii) The discounts offered are: *[Specify in detail each discount offered.]*
- ix) The exact method of calculations to determine the net price after application of discounts is shown below: *[Specify in detail the method that shall be used to apply the discounts];*
- x) Tender Validity Period: Our Tender shall be valid for the period specified in TDS 18.1 (as amended, if applicable) from the date fixed for the Tender submission deadline specified in TDS 22.1 (as amended, if applicable), and it shall remain binding upon us and may be accepted at any time before the expiration of that period;
- xi) Performance Security: If our Tender is accepted, we commit to obtain a Performance Security in accordance with the Tendering document;
- xii) One Tender Per Tender: We are not submitting any other Tender(s) as an individual Tender, and we are not participating in any other Tender(s) as a Joint Venture member or as a subcontractor, and meet the requirements of ITT 3.4, other than alternative Tenders submitted in accordance with ITT 13.3;
- xiii) Suspension and Debarment: We, along with any of our subcontractors, suppliers, Project Manager, manufacturers, or service providers for any part of the contract, are not subject to, and not controlled by any entity or individual that is subject to, a temporary suspension or a debarment imposed by the Public Procurement Regulatory Authority or any other entity of the Government of Kenya, or any international organization.
- xiv) State-owned enterprise or institution: *[select the appropriate option and delete the other]* *[We are not a state-owned enterprise or institution]* / *[We are a state-owned enterprise or institution but meet the requirements of ITT 3.8];*
- xv) Commissions, gratuities, fees: We have paid, or will pay the following commissions, gratuities, or fees with respect to the tender process or execution of the Contract: *[insert complete name of each Recipient, its full address, the reason for which each commission or gratuity was paid and the amount and currency of each such commission or gratuity].*

Name of Recipient	Address	Reason	Amount

*(If none has been paid or is to be paid, indicate "none.")*

- xvi) Binding Contract: We understand that this Tender, together with your written acceptance thereof included in your Letter of Acceptance, shall constitute a binding contract between us, until a formal contract is prepared and executed;
- xvii) Not Bound to Accept: We understand that you are not bound to accept the lowest evaluated cost Tender, the Most Advantageous Tender or any other Tender that you may receive;
- xviii) Fraud and Corruption: We hereby certify that we have taken steps to ensure that no person acting for us or on our behalf engages in any type of Fraud and Corruption;

- xix) **Collusive practices:** We hereby certify and confirm that the tender is genuine, non-collusive and made with the intention of accepting the contract if awarded. To this effect we have signed the “Certificate of Independent Tender Determination” attached below.
- xx) We undertake to adhere by the Code of Ethics for Persons Participating in Public Procurement and Asset Disposal, copy available from \_\_\_\_\_ (*specify website*) during the procurement process and the execution of any resulting contract.
- xxi) We, the Tenderer, have completed fully and signed the following Forms as part of our Tender:
- a) Tenderer's Eligibility; Confidential Business Questionnaire – to establish we are not in any conflict to interest.
  - b) Certificate of Independent Tender Determination – to declare that we completed the tender without colluding with other tenderers.
  - c) Self-Declaration of the Tenderer – to declare that we will, if awarded a contract, not engage in any form of fraud and corruption.
  - d) Declaration and commitment to the Code of Ethics for Persons Participating in Public Procurement and Asset Disposal

Further, we confirm that we have read and understood the full content and scope of fraud and corruption as informed in “**Appendix 1- Fraud and Corruption**” attached to the Form of Tender.

**Name of the Tenderer:** *\*[insert complete name of person signing the Tender]*

**Name of the person duly authorized to sign the Tender on behalf of the Tenderer:** *\*\*[insert complete name of person duly authorized to sign the Tender]*

**Title of the person signing the Tender:** *[insert complete title of the person signing the Tender]*

**Signature of the person named above:** *[insert signature of person whose name and capacity are shown*

*above]* **Date signed** *[insert date of signing]* day of *[insert month]*, *[insert year]*

Date signed \_\_\_\_\_ day of \_\_\_\_\_, \_\_\_\_\_

**Notes**

*\* In the case of the Tender submitted by joint venture specify the name of the Joint Venture as Tenderer*

*\*\* Person signing the Tender shall have the power of attorney given by the Tenderer to be attached with the Tender.*

## A. TENDERER'S ELIGIBILITY- CONFIDENTIAL BUSINESS QUESTIONNAIRE

### Instruction to Tenderer

Tender is instructed to complete the particulars required in this Form, *one form for each entity if Tender is a JV*. Tenderer is further reminded that it is an offence to give false information on this Form.

#### (a) Tenderer's details

	ITEM	DESCRIPTION
1	Name of the Procuring Entity	
2	Reference Number of the Tender	
3	Date and Time of Tender Opening	
4	Name of the Tenderer	
5	Full Address and Contact Details of the Tenderer.	1. Country 2. City 3. Location 4. Building 5. Floor 6. Postal Address 7. Name and email of contact person.
6	Current Trade License Registration Number and Expiring date	
7	Name, country and full address ( <i>postal and physical addresses, email, and telephone number</i> ) of Registering Body/Agency	
8	Description of Nature of Business	
9	Maximum value of business which the Tenderer handles.	
10	State if Tenders Company is listed in stock exchange, give name and full address ( <i>postal and physical addresses, email, and telephone number</i> ) of state which stock exchange	

**General and Specific Details**

b) **Sole Proprietor**, provide the following details.

Name in full \_\_\_\_\_ Age \_\_\_\_\_ Nationality \_\_\_\_\_  
 \_\_\_\_\_ Country of Origin \_\_\_\_\_ Citizenship \_\_\_\_\_  
 \_\_\_\_\_

c) **Partnership**, provide the following details.

	<b>Names of Partners</b>	<b>Nationality</b>	<b>Citizenship</b>	<b>% Shares owned</b>
1				
2				
3				

d) **Registered Company**, provide the following details.

i) Private or public Company \_\_\_\_\_

ii) State the nominal and issued capital of the Company \_\_\_\_\_

Nominal Kenya Shillings (Equivalent)..... Issued

Kenya Shillings (Equivalent).....

iii) Give details of Directors as follows.

	<b>Names of Director</b>	<b>Nationality</b>	<b>Citizenship</b>	<b>% Shares owned</b>
1				
2				
3				

(e) **DISCLOSURE OF INTEREST- Interest of the Firm in the Procuring Entity.**

i) Are there any person/persons in ..... (*Name of Procuring Entity*) who has/have an interest or relationship in this firm? Yes/No.....

If yes, provide details as follows.

	<b>Names of Person</b>	<b>Designation in the Procuring Entity</b>	<b>Interest or Relationship with Tenderer</b>
1			
2			
3			

ii) **Conflict of interest disclosure**



	Type of Conflict	Disclosure YES OR NO	If YES provide details of the relationship with Tenderer
1	Tenderer is directly or indirectly controls, is controlled by or is under common control with another tenderer.		
2	Tenderer receives or has received any direct or indirect subsidy from another tenderer.		
3	Tenderer has the same legal representative as another tenderer		
4	Tender has a relationship with another tenderer, directly or through common third parties, that puts it in a position to influence the tender of another tenderer, or influence the decisions of the Procuring Entity regarding this tendering process.		
5	Any of the Tenderer's affiliates participated as a consultant in the preparation of the design or technical specifications of the works that are the subject of the tender.		
6	Tenderer would be providing goods, works, non-consulting services or consulting services during implementation of the contract specified in this Tender Document.		
7	Tenderer has a close business or family relationship with a professional staff of the Procuring Entity who are directly or indirectly involved in the preparation of the Tender document or specifications of the Contract, and/or the Tender evaluation process of such contract.		
8	Tenderer has a close business or family relationship with a professional staff of the Procuring Entity who would be involved in the implementation or supervision of the such Contract.		
9	Has the conflict stemming from such relationship stated in item 7 and 8 above been resolved in a manner acceptable to the Procuring Entity throughout the tendering process and execution of the Contract.		

**f) Certification**

On behalf of the Tenderer, I certify that the information given above is complete, current and accurate as at the date of submission.

Full Name \_\_\_\_\_ Title or

Designation \_\_\_\_\_

\_\_\_\_\_  
(Signature)

\_\_\_\_\_  
(Date)

**B. CERTIFICATE OF INDEPENDENT TENDER DETERMINATION**

I, the undersigned, in submitting the accompanying Letter of Tender to the \_\_\_\_\_ [Name of Procuring Entity] for: \_\_\_\_\_ [Name and number of tender] in response to the request for tenders made by: \_\_\_\_\_ [Name of Tenderer] do hereby make the following statements that I certify to be true and complete in every respect:

I certify, on behalf of \_\_\_\_\_ [Name of Tenderer] that:

1. I have read and I understand the contents of this Certificate;
2. I understand that the Tender will be disqualified if this Certificate is found not to be true and complete in every respect;
3. I am the authorized representative of the Tenderer with authority to sign this Certificate, and to submit the Tender on behalf of the Tenderer;
4. For the purposes of this Certificate and the Tender, I understand that the word “competitor” shall include any individual or organization, other than the Tenderer, whether or not affiliated with the Tenderer, who:
  - a) has been requested to submit a Tender in response to this request for tenders;
  - b) could potentially submit a tender in response to this request for tenders, based on their qualifications, abilities or experience;
5. The Tenderer discloses that [check one of the following, as applicable:
  - a) The Tenderer has arrived at the Tender independently from, and without consultation, communication, agreement or arrangement with, any competitor;
  - b) the Tenderer has entered into consultations, communications, agreements or arrangements with one or more competitors regarding this request for tenders, and the Tenderer discloses, in the attached document(s), complete details thereof, including the names of the competitors and the nature of, and reasons for, such consultations, communications, agreements or arrangements;
6. In particular, without limiting the generality of paragraphs (5)(a) or (5)(b) above, there has been no consultation, communication, agreement or arrangement with any competitor regarding:
  - a) prices;
  - b) methods, factors or formulas used to calculate prices;
  - c) the intention or decision to submit, or not to submit, a tender; or
  - d) the submission of a tender which does not meet the specifications of the request for Tenders; except as specifically disclosed pursuant to paragraph (5)(b) above;
7. In addition, there has been no consultation, communication, agreement or arrangement with any competitor regarding the quality, quantity, specifications or delivery particulars of the works or services to which this request for tenders relates, except as specifically authorized by the procuring authority or as specifically disclosed pursuant to paragraph (5)(b) above;
8. the terms of the Tender have not been, and will not be, knowingly disclosed by the Tenderer, directly or indirectly, to any competitor, prior to the date and time of the official tender opening, or of the awarding of the Contract, whichever comes first, unless otherwise required by law or as specifically disclosed pursuant to paragraph (5)(b) above.

Name \_\_\_\_\_ Title \_\_ Date \_\_\_\_\_

*[Name, title and signature of authorized agent of Tenderer and Date].*

**C. SELF - DECLARATION FORMS**

**FORM SD1**

**SELF DECLARATION THAT THE PERSON/TENDERER IS NOT DEBARRED IN THE MATTER OF THE PUBLIC PROCUREMENT AND ASSET DISPOSAL ACT 2015.**

I, ....., of Post Office Box ..... being a resident of ..... in the Republic of ..... do hereby make a statement as follows: -

1. THAT I am the Company Secretary/ Chief Executive/Managing Director/Principal Officer/Director of ..... (*insert name of the Company*) who is a Bidder in respect of Tender No. .... for ..... (*insert tender title/description*) for ..... (*insert name of the Procuring entity*) and duly authorized and competent to make this statement.
2. THAT the aforesaid Bidder, its Directors and subcontractors have not been debarred from participating in procurement proceeding under Part IV of the Act.
3. THAT what is deponed to herein above is true to the best of my knowledge, information and belief.

..... (Signature) ..... (Date) ..... (Title)

Bidder Official Stamp

**FORM SD2**

**SELF DECLARATION THAT THE PERSON/TENDERER WILL NOT ENGAGE IN ANY CORRUPT OR FRAUDULENT PRACTICE**

I, ..... of P. O. Box ..... being a resident of ..... in the Republic of ..... do hereby make a statement as follows: -

1. THAT I am the Chief Executive/Managing Director/Principal Officer/Director of ..... (*insert name of the Company*) who is a Bidder in respect of Tender No. .... for ..... (*insert tender title/description*) for ..... (*insert name of the Procuring entity*) and duly authorized and competent to make this statement.
  
2. THAT the aforesaid Bidder, its servants and/or agents /subcontractors will not engage in any corrupt or fraudulent practice and has not been requested to pay any inducement to any member of the Board, Management, Staff and/or employees and/or agents of ..... (*insert name of the Procuring entity*) which is the procuring entity.
  
3. THAT the aforesaid Bidder, its servants and/or agents /subcontractors have not offered any inducement to any member of the Board, Management, Staff and/or employees and/or agents of ..... (name of the procuring entity)
  
4. THAT the aforesaid Bidder will not engage /has not engaged in any corrosive practice with other bidders participating in the subject tender
  
5. THAT what is deponed to herein above is true to the best of my knowledge information and belief.

.....  
(Title)

.....  
(Signature)

.....  
(Date)

Bidder's Official Stamp

## DECLARATION AND COMMITMENT TO THE CODE OF ETHICS

I ..... (person) on behalf of (*Name of the Business/ Company/Firm*) ..... declare that I have read and fully understood the contents of the Public Procurement & Asset Disposal Act, 2015, Regulations and the Code of Ethics for persons participating in Public Procurement and Asset Disposal and my responsibilities under the Code.

I do hereby commit to abide by the provisions of the Code of Ethics for persons participating in Public Procurement and Asset Disposal.

Name of Authorized signatory..... Sign.....

Position.....

Office address..... Telephone.....

E-mail.....

Name of the Firm/Company.....

Date..... (Company Seal/ Rubber

Stamp where applicable)

Witness

Name ..... Sign.....

Date.....

## D. APPENDIX 1- FRAUD AND CORRUPTION

*(Appendix 1 shall not be modified)*

### 1. Purpose

2. The Government of Kenya's Anti-Corruption and Economic Crime laws and their sanction's policies and procedures, Public Procurement and Asset Disposal Act (*no. 33 of 2015*) and its Regulation, and any other Kenya's Acts or Regulations related to Fraud and Corruption, and similar offences, shall apply with respect to Public Procurement Processes and Contracts that are governed by the laws of Kenya.

### 3. Requirements

The Government of Kenya requires that all parties including Procuring Entities, Tenderers, (applicants/proposers), Consultants, Contractors and Suppliers; any Sub-contractors, Sub-consultants, Service providers or Suppliers; any Agents (whether declared or not); and any of their Personnel, involved and engaged in procurement under Kenya's Laws and Regulation, observe the highest standard of ethics during the procurement process, selection and contract execution of all contracts, and refrain from Fraud and Corruption and fully comply with Kenya's laws and Regulations as per paragraphs 1.1 above.

Kenya's public procurement and asset disposal act (*no. 33 of 2015*) under Section 66 describes rules to be followed and actions to be taken in dealing with Corrupt, Coercive, Obstructive, Collusive or Fraudulent practices, and Conflicts of Interest in procurement including consequences for offences committed. A few of the provisions noted below highlight Kenya's policy of no tolerance for such practices and behavior: -

- 1) a person to whom this Act applies shall not be involved in any corrupt, coercive, obstructive, collusive or fraudulent practice; or conflicts of interest in any procurement or asset disposal proceeding;
- 2) A person referred to under subsection (1) who contravenes the provisions of that sub-section commits an offence;
- 3) Without limiting the generality of the subsection (1) and (2), the person shall be: -
  - a) disqualified from entering into a contract for a procurement or asset disposal proceeding; or
  - b) if a contract has already been entered into with the person, the contract shall be voidable;
- 4) The voiding of a contract by the procuring entity under subsection (7) does not limit any legal remedy the procuring entity may have;
- 5) An employee or agent of the procuring entity or a member of the Board or committee of the procuring entity who has a conflict of interest with respect to a procurement: -
  - a) shall not take part in the procurement proceedings;
  - b) shall not, after a procurement contract has been entered into, take part in any decision relating to the procurement or contract; and
- c) shall not be a subcontractor for the bidder to whom was awarded contract, or a member of the group of bidders to whom the contract was awarded, but the subcontractor appointed shall meet all the requirements of this Act.
- 6) An employee, agent or member described in subsection (1) who refrains from doing anything prohibited under that subsection, but for that subsection, would have been within his or her duties shall disclose the conflict of interest to the procuring entity;
- 7) If a person contravenes subsection (1) with respect to a conflict of interest described in subsection (5)(a) and the contract is awarded to the person or his relative or to another person in whom one of them had a direct or indirect pecuniary interest, the contract shall be terminated and all costs incurred by the public entity shall be made good by the awarding officer. Etc.

In compliance with Kenya's laws, regulations and policies mentioned above, the Procuring Entity:

- a) Defines broadly, for the purposes of the above provisions, the terms set forth below as follows:
  - i) "corrupt practice" is the offering, giving, receiving, or soliciting, directly or indirectly, of anything of value to influence improperly the actions of another party;
  - ii) "fraudulent practice" is any act or omission, including misrepresentation, that knowingly or recklessly misleads, or attempts to mislead, a party to obtain financial or other benefit or to avoid an obligation;

- iii) “collusive practice” is an arrangement between two or more parties designed to achieve an improper purpose, including to influence improperly the actions of another party;
  - iv) “coercive practice” is impairing or harming, or threatening to impair or harm, directly or indirectly, any party or the property of the party to influence improperly the actions of a party;
  - v) “obstructive practice” is:
    - deliberately destroying, falsifying, altering, or concealing of evidence material to the investigation or making false statements to investigators in order to materially impede investigation by Public Procurement Regulatory Authority (PPRA) or any other appropriate authority appointed by Government of Kenya into allegations of a corrupt, fraudulent, coercive, or collusive practice; and/or threatening, harassing, or intimidating any party to prevent it from disclosing its knowledge of matters relevant to the investigation or from pursuing the investigation; or
    - acts intended to materially impede the exercise of the PPRA's or the appointed authority's inspection and audit rights provided for under paragraph 2.3 e. below.
- b) Defines more specifically, in accordance with the above procurement Act provisions set forth for fraudulent and collusive practices as follows:
- "fraudulent practice" includes a misrepresentation of fact in order to influence a procurement or disposal process or the exercise of a contract to the detriment of the procuring entity or the tenderer or the contractor, and includes collusive practices amongst tenderers prior to or after tender submission designed to establish tender prices at artificial non-competitive levels and to deprive the procuring entity of the benefits of free and open competition.
- c) Rejects a proposal for award<sup>1</sup> of a contract if PPRA determines that the firm or individual recommended for award, any of its personnel, or its agents, or its sub-consultants, sub-contractors, service providers, suppliers and/ or their employees, has, directly or indirectly, engaged in corrupt, fraudulent, collusive, coercive, or obstructive practices in competing for the contract in question;
  - d) Pursuant to the Kenya's above stated Acts and Regulations, may sanction or recommend to appropriate authority (ies) for sanctioning and debarment of a firm or individual, as applicable under the Acts and Regulations;
  - e) Requires that a clause be included in Tender documents and Request for Proposal documents requiring (i) Tenderers (applicants/proposers), Consultants, Contractors, and Suppliers, and their Sub-contractors, Sub-consultants, Service providers, Suppliers, Agents personnel, permit the PPRA or any other appropriate authority appointed by Government of Kenya to inspect<sup>2</sup> all accounts, records and other documents relating to the procurement process, selection and/or contract execution, and to have them audited by auditors appointed by the PPRA or any other appropriate authority appointed by Government of Kenya; and
  - f) Pursuant to Section 62 of the above Act, requires Applicants/Tenderers to submit along with their Applications/Tenders/Proposals a “Self-Declaration Form” as included in the procurement document declaring that they and all parties involved in the procurement process and contract execution have not engaged/will not engage in any corrupt or fraudulent practices.

---

<sup>1</sup> For the avoidance of doubt, a party's ineligibility to be awarded a contract shall include, without limitation, (i) applying for pre-qualification, expressing interest in a consultancy, and tendering, either directly or as a nominated sub-contractor, nominated consultant, nominated manufacturer or supplier, or nominated service provider, in respect of such contract, and (ii) entering into an addendum or amendment introducing a material modification to any existing contract.

<sup>2</sup> Inspections in this context usually are investigative (i.e., forensic) in nature. They involve fact-finding activities undertaken by the Investigating Authority or persons appointed by the Procuring Entity to address specific matters related to investigations/audits, such as evaluating the veracity of an allegation of possible Fraud and Corruption, through the appropriate mechanisms. Such activity includes but is not limited to: accessing and examining a firm's or individual's financial records and information, and making copies thereof as relevant; accessing and examining any other documents, data and information (whether in hard copy or electronic format) deemed relevant for the investigation/audit, and making copies thereof as relevant; interviewing staff and other relevant individuals; performing physical inspections and site visits; and obtaining third party verification of information.

**FORM OF TENDER SECURITY-[Option 1–Demand Bank Guarantee]**

**Beneficiary:** \_\_\_\_\_

**Request for Tenders No:**

\_\_\_\_\_

**Date:** \_\_\_\_\_

**TENDER GUARANTEE No.:** \_\_\_\_\_

**Guarantor:** \_\_\_\_\_

1. We have been informed that \_\_\_\_\_ (here inafter called "the Applicant") has submitted or will submit to the Beneficiary its Tender (here inafter called" the Tender") for the execution of \_\_\_\_\_ under Request for Tenders No. \_\_\_\_\_ ("the ITT").
2. Furthermore, we understand that, according to the Beneficiary's conditions, Tenders must be supported by a Tender guarantee.
3. At the request of the Applicant, we, as Guarantor, hereby irrevocably undertake to pay the Beneficiary any sum or sums not exceeding in total an amount of \_\_\_\_\_ (\_\_\_\_\_) upon receipt by us of the Beneficiary's complying demand, supported by the Beneficiary's statement, whether in the demand itself or a separate signed document accompanying or identifying the demand, stating that either the Applicant:
  - (a) has withdrawn its Tender during the period of Tender validity set forth in the Applicant's Letter of Tender ("the Tender Validity Period"), or any extension thereto provided by the Applicant; or
  - b) having been notified of the acceptance of its Tender by the Beneficiary during the Tender Validity Period or any extension there to provided by the Applicant, (i) has failed to execute the contract agreement, or (ii) has failed to furnish the Performance.
4. This guarantee will expire: (a) if the Applicant is the successful Tenderer, upon our receipt of copies of the contract agreement signed by the Applicant and the Performance Security and, or (b) if the Applicant is not the successful Tenderer, upon the earlier of (i) our receipt of a copy of the Beneficiary's notification to the Applicant of the results of the Tendering process; or (ii) thirty days after the end of the Tender Validity Period.
5. Consequently, any demand for payment under this guarantee must be received by us at the office indicated above on or before that date.

\_\_\_\_\_  
*[signature(s)]*

*Note: All italicized text is for use in preparing this form and shall be deleted from the final product.*



**FORMAT OF TENDER SECURITY [Option 2–Insurance Guarantee]**

**TENDER GUARANTEE No.:** \_\_\_\_\_

1. Whereas ..... [Name of the tenderer] (hereinafter called “the tenderer”) has submitted its tender dated ..... [Date of submission of tender] for the ..... [Name and/or description of the tender] (hereinafter called “the Tender”) for the execution of \_\_\_\_\_ under Request for Tenders No. \_\_\_\_\_ (“the ITT”).
2. KNOW ALL PEOPLE by these presents that WE ..... of ..... [Name of Insurance Company] having our registered office at ..... (hereinafter called “the Guarantor”), are bound unto ..... [Name of Procuring Entity] (hereinafter called “the Procuring Entity”) in the sum of ..... (Currency and guarantee amount) for which payment well and truly to be made to the said Procuring Entity, the Guarantor binds itself, its successors and assigns, jointly and severally, firmly by these presents.

Sealed with the Common Seal of the said Guarantor this \_\_\_ day of \_\_\_\_\_ 20 \_\_.

3. NOW, THEREFORE, THE CONDITION OF THIS OBLIGATION is such that if the Applicant:
  - a) has withdrawn its Tender during the period of Tender validity set forth in the Principal's Letter of Tender (“the Tender Validity Period”), or any extension thereto provided by the Principal; or
  - b) having been notified of the acceptance of its Tender by the Procuring Entity during the Tender Validity Period or any extension thereto provided by the Principal; (i) failed to execute the Contract agreement; or (ii) has failed to furnish the Performance Security, in accordance with the Instructions to tenderers (“ITT”) of the Procuring Entity's Tendering document.

then the guarantee undertakes to immediately pay to the Procuring Entity up to the above amount upon receipt of the Procuring Entity's first written demand, without the Procuring Entity having to substantiate its demand, provided that in its demand the Procuring Entity shall state that the demand arises from the occurrence of any of the above events, specifying which event(s) has occurred.

4. This guarantee will expire: (a) if the Applicant is the successful Tenderer, upon our receipt of copies of the contract agreement signed by the Applicant and the Performance Security and, or (b) if the Applicant is not the successful Tenderer, upon the earlier of (i) our receipt of a copy of the Beneficiary's notification to the Applicant of the results of the Tendering process; or (ii) twenty-eight days after the end of the Tender Validity Period.
5. Consequently, any demand for payment under this guarantee must be received by us at the office indicated above on or before that date.

\_\_\_\_\_  
*[Date]*  
\_\_\_\_\_  
*[Witness]*

\_\_\_\_\_  
*[Signature of the Guarantor]*  
\_\_\_\_\_  
*[Seal]*

**Note: All italicized text is for use in preparing this form and shall be deleted from the final product.**

# TENDER-SECURING DECLARATION FORM

*[The Bidder shall complete this Form in accordance with the instructions indicated]*

Date:.....*[insert date (as day, month and year) of Tender Submission]*

Tender No.:.....*[insert number of tendering process]*

To:.....*[insert complete name of Purchaser]* I/We, the undersigned, declare that:

1. I/We understand that, according to your conditions, bids must be supported by a Tender-Securing Declaration.
2. I/We accept that I/we will automatically be suspended from being eligible for tendering in any contract with the Purchaser for the period of time of *[insert number of months or years]* starting on *[insert date]*, if we are in breach of our obligation(s) under the bid conditions, because we – (a) have withdrawn our tender during the period of tender validity specified by us in the Tendering Data Sheet; or (b) having been notified of the acceptance of our Bid by the Purchaser during the period of bid validity, (i) fail or refuse to execute the Contract, if required, or (ii) fail or refuse to furnish the Performance Security, in accordance with the instructions to tenders.
3. I/We understand that this Tender Securing Declaration shall expire if we are not the successful Tenderer(s), upon the earlier of:
  - a) our receipt of a copy of your notification of the name of the successful Tenderer; or
  - b) thirty days after the expiration of our Tender.
4. I/We understand that if I am/we are/in a Joint Venture, the Tender Securing Declaration must be in the name of the Joint Venture that submits the bid, and the Joint Venture has not been legally constituted at the time of bidding, the Tender Securing Declaration shall be in the names of all future partners as named in the letter of intent.

Signed:..... Capacity / title (director

or partner or sole proprietor, etc.) ..... Name:

..... Duly authorized to sign the bid

for and on behalf of: *[insert complete name of Tenderer]*

Dated on ..... day of ..... *[Insert date of signing]* Seal or stamp

---

## **PART II - WORK REQUIREMENTS**

---

**SECTION V - DRAWINGS**

To be provided during implementation of the project

## **SECTION VI - SPECIFICATIONS**

For the full description of materials and workmanship, method of execution of the work and notes for pricing, the Contractor is referred to the Ministry of Roads, Public Works and Housing General Specification dated 1976 or any subsequent revision thereof, and which shall be allowed in all respects unless it conflicts with the General Preliminaries, Trade Preambles or other items in these Bills of Quantities.

**SECTION VII – BILLS OF QUANTITIES**

**BILL OF QUANTITIES**

**FOR**

**PROPOSED DEVELOPMENT OF MULOT,  
CHEBUNYO AND OLOLULUNGA FRESH  
PRODUCE MARKETS (ESP)**

**MLPWHUD/SDHUD/UDD/ESP/015/2023-2024 – CLUSTER 15**

**PROPOSED DEVELOPMENT OF MULOT, CHEBUNYO AND OLOLULUNGA FRESH PRODUCE  
MARKETS (ESP)**

**BILLS OF QUANTITIES**

**INDEX**

	<u>PAGE NO.</u>
<b>1. PRELIMINARIES: BILL</b> .....	Bill 1/1-20
<b>2. MULOT ESP MARKET: BILL 2</b>	
SECTION 01 : MARKET REHABILITATION.....	Bill 2/S1/1-6
SECTION 02 : ICT HUB/CRECHE BLOCK.....	Bill 2/S2/1-14
SECTION 03 : WATER TOWER.....	Bill 2/S3/1-4
SECTION 04 : SEPTIC & SOAK-PIT.....	Bill 2/S4/1-4
SECTION 05 : WASTE CUBICLE .....	Bill 2/S5/1-7
SECTION 06 : PAVING AND DRAINAGE.....	Bill 2/S6/1-2
SECTION 08 FENCE & GATE.....	Bill 2/S8/1-2
SECTION 09 : ELECTRICAL INSTALLATIONS .....	Bill 2/S9/1-13
SECTION 10 : MECHANICAL INSTALLATIONS .....	Bill 2/S10/1-17
BILL 3 SUMMAR .....	Bill 2/17
<b>3. CHEBUNYO ESP MARKET: BILL 3</b>	
SECTION 01 : MARKET SHED REHAB.....	Bill 3/S1/1-3
SECTION 02 : MARKET SHED	Bill 3/S2/1-10
SECTION 03 : ABLUTION BLOCK .....	Bill 3/S3/1-14
SECTION 04 : ICT HUB & CRECHE BLOCK	Bill 3/S4/1-14
SECTION 05 : SEPTIC AND SEPTIC	Bill 3/S5/1-5
SECTION 06 : WASTE CUBICLE	Bill 3/S6/1-7
SECTION 07 FENCE & GATE	Bill 3/S7/1-2
SECTION 08 : ELECTRICAL INSTALLATIONS	Bill 3/S8/1-10
SECTION 07 : MECHANICAL INSTALLATIONS	Bill 3/S7/1-17
BILL 4 SUMMARY	Bill 3/1



### 3. OLOLULUNGA ESP MARKET: BILL 3

SECTION 01 : MARKET SHED.....	Bill 4/S1/1-9
SECTION 02 : GUARD & OFFICES.....	Bill 4/S2/1-13
SECTION 03 : ABLUTION BLOCK.....	Bill 4/S3/1-13
SECTION 04 : GATE HOUSE.....	Bill 4/S4/1-10
SECTION 05 : REFUSE BIN .....	Bill 4/S5/1-6
SECTION 06 : ELECTRICAL WORK.....	Bill 4/S6/1-8
SECTION 07 MECHANICAL WORK.....	Bill 4/S7/1-15
SECTION 08 WATER TOWER.....	Bill 4/S8/1-3
SECTION 09 : CHAINLINK FENCE .....	Bill 4/S9/1
SECTION 10 : EXTERNAL WORKS .....	Bill 4/S10/1-3
BILL 3 SUMMAR .....	Bill 4/1
<b>4. PROJECT PROVISIONS.....</b>	Bill 5/1
<b>5. P.C &amp; PROVISIONA  .....</b>	Bill 6/1
<b>6. GRAND SUMMARY .....</b>	GS/1
<b>7. LIST OF DRAWINGS .....</b>	Drawings/1

**BILL NO. 1:**  
**GENERAL & PARTICULAR PRELIMINARIES**

ITEM	DESCRIPTION	KSHS. CTS.
	<p><b><u>BILL NO. 1</u></b></p> <p><b><u>GENERAL AND PARTICULAR PRELIMINARIES</u></b></p> <p><b><u>GENERAL PRELIMINARIES</u></b></p>	
A	<p><b>PRICING OF ITEMS OF PRELIMINARIES AND PREAMBLES</b></p> <p>Prices will be inserted against items of Preliminaries in the Contractor's priced Bills of Quantities and Specification.</p> <p>The Contractor shall be deemed to have included in his prices or rates for the various items in the Bills of Quantities or Specification for all costs involved in complying with all the requirements for the proper execution of the whole of the works in the Contract.</p> <p>The Contractor is advised to read and understand all preliminary items.</p>	
B	<p><b>ABBREVIATIONS</b></p> <p>Throughout these Bills, units of measurement and terms are abbreviated and shall be all the requirements for the proper execution of the whole of the works in the Contract.</p> <p>C.M.                      Shall mean cubic metre</p> <p>S.M.                      Shall mean square metre</p> <p>L.M.                      Shall mean linear metre</p> <p>MM                        Shall mean Millimetre</p> <p>Kg.                        Shall mean Kilogramme</p> <p>No.                        Shall mean Number</p> <p>Prs.                        Shall mean Pairs</p> <p>B.S. - Shall mean the British Standard Specification Published by the British Standards Institution, 2 Park Street, London W.I., England.</p> <p>Ditto - Shall mean the whole of the preceding description except as qualified in the description in which it occurs.</p> <p>m.s.                      Shall mean measured separately.</p> <p>a.b.d                      Shall mean as before described.</p> <p>Approved                Shall mean approved by the Project Manager</p> <p>As directed              Shall mean as directed by the Project Manager</p>	
	<b>CARRIED TO COLLECTION</b>	

ITEM	DESCRIPTION	KSHS. CTS.
A	<p><b>ALTERATIONS TO BILLS, PRICING, ETC.</b></p> <p>Any unauthorised alteration or qualification made to the text of the Bills of Quantities may cause the Tender to be disqualified and will in any case be ignored. The Contractor shall be deemed to have made allowance in his prices generally to cover any items against which no price has been inserted in the priced Bills of Quantities. All items of measured work shall be priced in detail and the Tenders containing Lump Sums to cover trades or groups of work must be broken down to show the price of each item before they will be accepted.</p>	
B	<p><b>LIMITATIONS OF THE SITE</b></p> <p>The site of the works shall be used solely for the purpose of executing and completing the Contract to the satisfaction of the Architect.</p> <p>The Contractor shall make every effort to avoid, and in any event shall be liable for, any undue disturbance amounting to nuisance to the occupiers of the contiguous properties and/or to the Government's activities by reasons of noise, dust, traffic and the like or by neglect to control his workmen or materials and shall be responsible for all damage caused to any existing buildings, equipment or services of the Government on the site.</p>	
C	<p><b>PRELIMINARY INVESTIGATION OF THE SITE AND EXAMINATION OF DRAWINGS</b></p> <p>The Contractor shall be deemed to have visited, inspected and acquainted himself with the site and surroundings, general site and soil conditions, availability of materials, means of access or any other matter which may affect his tender previously to tendering. If the Contractor is unable to locate the site, he shall apply to the office of the Project Manager for direction to enable him to do so.</p> <p>Details of drawings and other documents in connection therewith may be inspected at the office of the Project Manager during normal working hours by prior appointment.</p> <p>No claim arising from the Contractor's failure to comply with the above will be considered. The Contractor is recommended to examine the drawings and visit the site the location of which is described in the Particular Preliminaries herein.</p>	
D	<p><b>SETTING OUT</b></p> <p>The Contractor shall set out the work in accordance with the dimensions and levels shown on the drawings and shall be responsible for the correctness of all dimensions and levels so set out by him and will be required to amend all errors arising from inaccurate setting out at his own cost and expense.</p> <p>In the event of any error or discrepancy in the dimensions levels marked on the drawings being discovered, the Contractor shall report such errors or discrepancies to the Project Manager for his immediate attention. The Contractor shall not commence construction work until he has received written instruction from the Project Manager to adjust such proved discrepancies. Upon receipt of such instructions, the Contractor shall thereupon be responsible for adjustments necessary.</p> <p>No claim for extra expense or relief from the provisions of the Contract based on any discrepancy or error in the dimensions or levels shown on the drawings may be made thereafter.</p> <p>Before any work is commenced by Sub-Contractors or specialist firms, dimensions must be checked on the site and or building and agreed with the Contractor irrespective of the comparable dimensions shown on the drawings. The Contractor shall be responsible for the accuracy of such dimensions.</p>	
	<b>CARRIED TO COLLECTION</b>	

ITEM	DESCRIPTION	KSHS. CTS.
A	<p><b>BID SECURITY</b></p> <p>The Contractor shall furnish, as part of his bid, a security as specified in the tender advertisement. The bid security shall, at the Contractor's option, be in the form of a certified cheque, bank draft, standby letter of credit or guarantee from a reputable bank located in Kenya or foreign bank which has been determined by the bidder to be acceptable to the Government. The format of the bank guarantee shall be in accordance with the sample forms of bid security included herein, other formats may be permitted, subject to the prior approval of the Government. Letters of credit, bank Guarantees issued as surety for the bid shall be valid for a period of One Hundred and Fifty (150) days from the date of Tender Opening.</p>	
B	<p><b>PERFORMANCE BOND.</b></p> <p>The Contractor shall find and submit on the Performance Bank Guarantee an approved bank who will be willing to be bound to the Government in an amount equal to five per cent (5%) of the Contract amount for the due performance of the Contract up to the date of completion as certified by the Project Manager and who will, when and if called upon, sign a Bond to that effect on the relevant standard form included herein (without the addition of any limitations). On the same day as the Contract Agreement is signed, by the Government, the Contractor shall furnish within seven days another Surety to the approval of the Government.</p> <p>No payment on account for the works executed will be made to the Contractor until he has submitted the Performance Bond to the Employer duly signed, sealed and stamped from an approved Bank.</p>	
C	<p><b>INSURANCE</b></p> <p>The Contractor shall insure as required in Clause 30 of the Conditions of Contract. No payment on account of the work executed will be made to the Contractor until he has satisfied the Project Manager either by production of an Insurance Policy or an Insurance Certificate that the provision of the forgoing Insurance Clauses have been complied with in all respects. Thereafter the Project Manager shall from time to time ascertain that premiums are duly paid up by the Contractor who shall if called upon to do so, produce the receipted premium renewals for the Project Manager's inspection.</p>	
D	<p><b>PLANT, TOOLS AND VEHICLES</b></p> <p>Allow for providing all scaffolding, plant, tools and vehicles required for the works except in so far as may be stated otherwise herein and except for such items specifically and only required for the use of nominated Sub-Contractors as described herein. No timber used for scaffolding, formwork or temporary works of any kind shall be used afterwards in the permanent work.</p> <p>All such plant, tools and scaffolding shall comply with all regulations whether general or local in force throughout the period of the Contract and shall be altered or adapted during the contract as may be necessary to comply with any amendments in or additions to such regulations.</p>	
E	<p><b>TRANSPORT TO AND FROM THE SITE</b></p> <p>Allow for transport of workmen, materials, etc., to and from the site at such hours and by such routes as may be permitted by the competent authorities.</p>	
	<b>CARRIED TO COLLECTION</b>	

ITEM	DESCRIPTION	KSHS. CTS.
A	<p><b>MATERIALS AND WORKMANSHIP.</b></p> <p>All materials and workmanship used in the execution of the work shall be of the best quality and description unless otherwise stated. The Contractor shall order all materials to be obtained from overseas immediately after the Contract is signed and shall also ensure they are onsite when required for use in the works. The Bills of Quantities shall not be used for the purpose of ordering materials.</p> <p>The Contractor shall be responsible for the provision of all materials, transport and workmen required for the works except in so far as may be stated otherwise herein and shall allow for the provision of the foregoing except for such items specifically and only required for the use of Nominated Sub-Contractors as described herein.</p> <p>Any Materials for the work condemned by the Project Manager shall be removed immediately from the site at the Contractor's expense.</p>	
B	<p><b>SIGN FOR MATERIALS SUPPLIED.</b></p> <p>The Contractor will be required to sign a receipt for all articles and materials supplied by the Project Manager at the time of taking delivery thereof, as having received them in good order and condition, and will thereafter be responsible for any loss or damage and for replacements of any such loss or damage with articles and/or materials which will be supplied by the Project Manager at the current market prices including Customs Duty and V.A.T., all at the Contractor's own cost and expense, to the satisfaction of the Project Manager.</p>	
C	<p><b>MATERIALS ON SITE</b></p> <p>All materials for incorporation in the works must be stored on the site before payment is effected unless specifically exempted by the Project Manager. This includes the materials of the Main Contractor, Nominated Sub-Contractors and Nominated Suppliers.</p>	
D	<p><b>STORAGE OF MATERIALS</b></p> <p>The Contractor shall provide at his own risk and cost where directed on the site weather proof lock-up sheds and make good damaged or disturbed surfaces upon completion to the satisfaction of the Project Manager. Nominated Subcontractors are to be made liable for the cost of any storage accommodation provided especially for their use.</p>	
E	<p><b>SAMPLES</b></p> <p>The Contractor shall furnish at the earliest possible opportunity before work commences and at his own cost any samples of materials or workmanship, including concrete test cubes, required for the works that may be called for by the Project Manager for his approval until such samples are approved by the Project Manager, and the Project Manager may reject any materials or workmanship not in his opinion to be up to approved samples.</p> <p>Such samples when approved shall be deemed to represent the minimum standard for the work to which they apply.</p> <p>The Project Manager shall arrange for the testing of such materials as he may at his discretion deem desirable, but the testing shall be made at the expense of the Contractor and not at the expense of the Project Manager. The Contractor shall pay for the testing in accordance with the current scale of testing charges laid down by the Ministry of Roads, Housing and Public Works.</p> <p>The procedure for submitting samples of materials for testing and the method of marking for identification shall be as laid down by the Project Manager The Contractor shall allow in his tender for such samples and tests except those in connection with nominated sub-contractors' work.</p>	
	<b>CARRIED TO COLLECTION</b>	

ITEM	DESCRIPTION	KSHS. CTS.
A	<p><b>PROGRESS CHART.</b></p> <p>The Contractor is to prepare and submit within two weeks of possession of site, a time and progress chart (in a format to be agreed with the Project Manager) showing the time and order in which he proposes to carry out the works within the total construction time stated in the contract for the Project Manager's approval. The chart shall show in detail the construction time and order in which each section of the work is to be carried out and be sub-divided into trades or tasks. One copy of said progress chart is to be handed to the Project Manager and a further copy to be retained on Site.</p> <p>Upon letting of sub-contracts, the Contractor shall incorporate times and details of each separate Sub-Contractors' work (which information is to be agreed by the sub-contractors) and the chart shall be so designed to accommodate this information.</p> <p>At the end of each week the Contractor shall mark on the chart in a different colour the actual times taken to complete the respective stages and sections of the work. The Contractor shall also show the anticipated weekly resource mobilization (labour &amp; equipment) required (divided into labourers and craftsmen) and shall similarly mark up the actual numbers employed. The Contractor shall prepare and submit weekly and monthly progress reports (including photographs) in a format to be approved by the Architect.</p>	
B	<p><b>HOARDING</b></p> <p>The Contractor shall enclose all the site under construction with a hoarding 2400 mm high consisting of iron sheets gauge 30 on 100 x 50 mm 2nd grade treated sawn cypress timber posts firmly secured at 1800 mm centres with two 75 x 50 mm 2nd grade treated sawn cypress timber rails. The Contractor is in addition required to take all precautions necessary for the safe custody of the works, materials, plant, public and Employer's property on the site.</p>	
C	<p><b>AREA TO BE OCCUPIED BY THE CONTRACTOR</b></p> <p>The area of the site which may be occupied by the Contractor for use of storage and for the purpose of erecting workshops, etc., shall be defined on site by the Project Manager.</p>	
D	<p><b>OFFICE AND SHEDS</b></p> <p>The Contractor shall erect and maintain temporary office accommodation for his own use and ample temporary watertight sheds for the proper storage and protection of materials and for the use of artisans and remove when ordered. Floors of sheds shall be at least 150mm above ground level.</p>	
E	<p><b>OFFICE ETC. FOR THE PROJECT MANAGER</b></p> <p>The Contractor shall provide, erect and maintain where directed on site and afterwards dismantle the site office of the standard type, complete with furniture. He shall also provide a strong metal trunk complete with strong hasp and staple fastening and two keys. He shall provide, erect and maintain a lock-up type water or bucket closet for the sole use of the Project Manager including making temporary connections to the drain where applicable to the satisfaction of Government and Medical Officer of Health and shall provide services of cleaner and pay all conservancy charges and keep both office and closet in a clean and sanitary condition from commencement to the completion of the works and dismantle and make good disturbed surfaces. The office and closet shall be completed before the Contractor is permitted to commence the works. The Contractor shall make available on the Site as and when required by the Project Manager a modern and accurate level together with levelling staff, ranging rods and 50 metre metallic or linen tape.</p>	
	<b>CARRIED TO COLLECTION</b>	

ITEM	DESCRIPTION	KSHS. CTS.
A	<p><b>WATER FOR THE WORKS</b></p> <p>The Contractor shall provide at his own risk and cost all necessary water required for use in the works, including the work of Sub-Contractors. The Contractor must make his own arrangements for connection to the nearest suitable water main and for metering the water used. He must also provide temporary tanks and meters as required at his own cost and clear away when no longer required and make good on completion to the entire satisfaction of the Project Manager. The Contractor shall pay all fees and obtain all permits in connection herewith.</p> <p>All water shall be fresh, clean and pure, free of earthy, vegetable or organic matter, acid or alkaline substance in solution or suspension.</p> <p>No guarantee is given or implied that sufficient water will be available from mains and the Contractor must make his own arrangements for augmenting this supply at his own cost. Nominated Sub-contractors are to be made liable for the cost of any water used and for any installation provided especially for their own use and recovering payments due from the Sub-Contractors shall be the Contractor's sole responsibility.</p>	
B	<p><b>LIGHTING AND POWER FOR THE WORKS</b></p> <p>The Contractor shall allow for providing and maintaining a temporary electricity supply for the works including that required by Sub-Contractors and specialist requirements on site and for connection, metres, wiring and fittings, etc. to give artificial lighting and power necessary for the execution of the work. The Contractor shall pay all charges in connection and clearing away and make good all works disturbed after completion. The Contractor shall pay all fees and obtain all permits in connection therewith. Nominated Sub-contractors are to be made liable for the cost of any electricity used and for any installation provided especially for their own use and recovering payments due from the Sub-Contractors shall be the Contractor's sole responsibility.</p> <p>The Contractor shall allow for upgrading of the temporary power supply, if so required, to meet all the requirements for the completion of the works.</p>	
C	<p><b>SECURITY OF THE WORKS</b></p> <p>The Contractor shall be entirely responsible for the security of all the works, stores, materials, plant, personnel etc. both his own and Sub-Contractors and must provide all necessary watching, lighting and other precautions as necessary by day and night to ensure due protection and security of the works against theft, loss or damage and the protection of the public and other persons.</p> <p>He shall provide all barriers, notices and watchmen to prevent access of unauthorised persons into the site. The Contractor will be liable on all consequences of theft from the site of his own or Sub-Contractors' or Suppliers' materials or equipment. Any such theft will not relieve the Contractor of his liability for completion on time. No claim will be entertained from the Contractor for not maintaining adequate security for both the works and the workers.</p>	
D	<p><b>SANITATION OF THE WORKS</b></p> <p>The Sanitation of the works shall be arranged and maintained by the Contractor to the satisfaction of the Government and/or Local Authorities, Labour Department and the Project Manager.</p>	
E	<p><b>SUPERVISION AND WORKING HOURS</b></p> <p>The works shall be executed under the direction and to the entire satisfaction in all respects of the Project Manager who shall at all times during normal working hours have access to the works and to the yards and workshops of the Contractor and sub-Contractors or other places where work is being prepared for the contract.</p>	
<b>CARRIED TO COLLECTION</b>		



ITEM	DESCRIPTION	KSHS. CTS.
A	<p><b>CONTRACTOR'S SUPERINTENDENT/SITE AGENT</b></p> <p>The Contractor shall provide full and adequate supervision during the progress of the works and shall constantly keep <b>upon each site</b> of the works a literate English speaking Agent or Representative, competent and experienced in the kind of work involved who shall give his whole experience in the kind of work involved and shall give his whole time to the superintendence of the works. Such Agent or Representative shall receive on behalf of the Contractor all directions and instructions from the Project Manager and such directions shall be deemed to have been given to the Contractor in accordance with the Conditions of Contract.</p>	
B	<p><b>PROVISIONAL WORK</b></p> <p>All work described as "Provisional" in these Bills of Quantities is subject to re-measurements in order to ascertain the actual quantity executed for which payment will be made. All Provisional and other work liable to adjustment under this contract shall be left uncovered for a reasonable time to allow all measurements needed for such adjustment to be taken by the Project Manager. Immediately the work is ready for measuring, the Contractor shall give notice to the Project Manager. If the Contractor makes default in these respects he shall, if the Project Manager so directs, uncover the work to enable all measurement to be taken and afterwards reinstate at his own expense.</p>	
C	<p><b>PROVISIONAL SUMS.</b></p> <p>The term "Provisional Sum" wherever used in these Bills of Quantities shall have the meaning stated in Section A item A6(i) of the Standard Method of Measurement. Such sums are nett and no addition shall be made to them.</p>	
D	<p><b>ADJUSTMENT OF PROVISIONAL SUMS.</b></p> <p>In the final account all Provisional Sums shall be deducted and the value of the work properly executed in respect of them upon the Project Manager's order added to the Contract Sum. Such work shall be valued as described for Variations, but should any part of the work be executed by a Nominated Sub-contractor, the value of such work or articles for the work to be supplied by a Nominated Supplier, the value of such work or articles shall be treated as a Prime Cost Sum, and profit and attendance comparable to that contained in the priced Bills of Quantities for similar items added.</p>	
E	<p><b>PRIME COST (OR P.C.) SUMS.</b></p> <p>The term "Prime Cost Sum" or "P.C. Sum" wherever used in these Bills of Quantities shall have the meaning stated in Section A item A6 (ii) of the Standard Method of Measurement. Persons or firms nominated by the Project Manager to execute work or to provide and fix materials or goods are described herein as Nominated Sub-Contractors. Persons or firms so nominated to supply goods or materials are described herein as Nominated Suppliers.</p>	
F	<p><b>ADJUSTMENT OF PRIME COST SUMS.</b></p> <p>In the final account all Prime Cost Sums shall be deducted and the amount properly expended upon the Project Manager's order in respect of each of them added to the Contract sum. The Contractor shall produce to the Project Manager such quotations, invoices or bills, properly receipted, as may be necessary to show the actual details of the sums paid by the Contractor. Items of "profit" upon Prime Cost Sums shall be adjusted in the final account proportionately (pro-rata) to the net amount properly expended. Items of "attendance" shall not be subject to proportional adjustment of the Prime Cost Sums but to the physical extent of the work executed. This shall apply even though the Contractor's priced Bills of Quantities show a percentage in the rate column in respect of this item</p> <p>Should the Contractor be permitted to tender and his tender be accepted of any work for which a Prime Cost Sum is included in these Bill of Quantities, profit and attendance will be allowed at the same rate as it would be if the work were executed by a Nominated Sub-Contractor.</p>	
	<b>CARRIED TO COLLECTION</b>	

ITEM	DESCRIPTION	KSHS. CTS.
A	<p><b>NOMINATED SUB-CONTRACTORS</b></p> <p>When any work is ordered by the Project Manager to be executed by nominated sub-contractors, the Contractor shall enter into sub-contracts and shall thereafter be responsible for such sub-contractors in every respect. Unless otherwise described the Contractor is to provide for such Sub-Contractors any or all of the facilities described in these Preliminaries. The Contractor should price for these with the nominated Sub-contract Contractor's work concerned in the P.C. Sums under the description "add for Attendance".</p>	
B	<p><b>DIRECT CONTRACTS</b></p> <p>Notwithstanding the foregoing conditions, the Government reserves the right to place a "Direct Contract" for any goods or services required in the works which are covered by a Prime Cost Sum in the Bills of Quantities and to pay for the same directly. In any such instances, profit relative to the P.C. Sum in the priced Bills of Quantities will be adjusted as described for P.C. Sums and allowed.</p>	
C	<p><b>ATTENDANCE UPON OTHER TRADESMEN, ETC.</b></p> <p>The Contractor shall allow for the attendance upon trade and shall afford any tradesmen or other persons employed for the execution of any work not included in this Contract every facility for carrying out their work and also for use of his ordinary scaffolding. The Contractor, however, shall not be required to erect any special scaffolding for them. The Contractor shall perform such cutting away for and making good after the work of such tradesmen or persons as may be ordered by the Project Manager and the work will be measured and paid for to the extent executed at rates provided in these Bills.</p>	
D	<p><b>NOMINATED SUPPLIERS</b></p> <p>The Contractor shall take delivery as directed by the Project Manager of all materials or goods supplied by the Nominated Suppliers and shall sign a receipt as having received them in good order and condition. The Contractor shall insure, off load, transport to site, unload, hoist, provide safe storage and thereafter be responsible for any loss or damage or replacement of any such lost or damaged articles at his own expense and shall return empty cases if so required.</p>	
E	<p><b>FIXING ONLY</b></p> <p>Fix Only:- "Fix Only" shall mean take delivery at nearest railway station (Unless otherwise stated), pay all demurrage charges, load and transport to site where necessary, unload, store in weather protected storage, unpack, assemble as necessary, distribute to position, hoist and fix only.</p> <p>Fixing only items to be supplied under Provisional or Prime Cost Sums or items to be supplied by the Government shall include the above.</p>	
F	<p><b>BLASTING OPERATIONS</b></p> <p>Blasting will only be allowed with the express permission of the Project Manager in writing. All blasting activities shall be carried out at the Contractor's sole risk and cost in accordance with any Government regulations in force for the time being, and any special regulations laid down by the Project Manager governing the use and storage of explosives.</p>	
<b>CARRIED TO COLLECTION</b>		

ITEM	DESCRIPTION	KSHS. CTS.
A	<p><b>MATERIALS ARISING FROM EXCAVATIONS</b></p> <p>Materials of any kind obtained from the excavations shall be the property of the Government. Unless the Project Manager directs otherwise, such materials shall be dealt with as provided in the Contract. Such materials shall only be used in the works, in substitution of materials which the Contractor would otherwise have had to supply with the written permission of the Project Manager. Should such permission be given, the Contractor shall make due allowance for the value of the materials so used at a price to be agreed.</p>	
B	<p><b>PROTECTION OF THE WORKS.</b></p> <p>Provide protection of the whole of the works contained in the Bills of Quantities, including casing, casing up, covering or such other means as may be necessary to avoid damage to the satisfaction of the Project Manager and remove such protection when no longer required and make good any damage which may nevertheless have been done at completion free of cost to the Government.</p> <p>In the event of any damage occurring to the works, materials, sewers, drains, gullies, paths or other works on the site in temporary possession of the Contractor for the purpose of this contract either from the weather, want of proper protection, defects or insufficiency of the works of any other cause whatsoever during the progress of the works, the Contractor shall be responsible and shall without extra charge, make good all damage and pay all costs which may be levied.</p>	
C	<p><b>REMOVAL OF RUBBISH ETC.</b></p> <p>Removal of rubbish and debris from the Buildings and site as it accumulates and at the completion of the works and remove all plant, scaffolding and unused materials at completion.</p>	
D	<p><b>WORKS TO BE DELIVERED UP CLEAN</b></p> <p>Before handing over any building the Contractor shall properly clean and flush all gutters, rainwater and waste pipes, manholes and drains and wash (except where such treatment might cause damage) all floors, sanitary fittings and finished surfaces, clean glass inside and outside and any other parts of the works and remove all marks, blemishes, stains and defects from joinery, fittings and decorated surfaces generally, polish door furniture and bright parts of metal work and leave all sanitary and other appliances in full working order. He shall also cut and weed all grassed areas, clean down external steps, paths and roads and leave the whole in perfect condition ready for occupation. The whole of the building shall be left watertight, clean, perfect and fit for occupation to the approval of the Project Manager.</p>	
E	<p><b>GOVERNMENT ACTS REGARDING WORKPEOPLE ETC.</b></p> <p>Allow for complying with all Government Acts, Orders and Regulations in connection with the employment of Labour and other matters related to the execution of the works. In particular the Contractor's attention is drawn to the provisions of the Factory Act 1950 and his tender must include for all costs arising or resulting from compliance with any Act, Order or Regulation relating to Insurances, pensions and holidays for workpeople or so the safety, health and welfare of the workpeople.</p> <p>The Contractor must make himself fully acquainted with current Acts and Regulations, including Police Regulations regarding the movement, housing, security and control of labour, labour camps , passes for transport, etc. It is most important that the Contractor, before tendering, shall obtain from the relevant Authority the fullest information regarding all such regulations and/or restrictions which may affect the organisation of the works, supply and control of labour, etc., and allow accordingly in his tender. No claim in respect of want of knowledge in this connection will be entertained.</p>	
<b>CARRIED TO COLLECTION</b>		

ITEM	DESCRIPTION	KSHS. CTS.
A	<p><b>TRAINING LEVY</b></p> <p>The Contractor's attention is drawn to legal notice No. 237 of October, 1971, which requires payment by the Contractor of a Training Levy at the rate of 1/4 % of the Contract sum on all contracts of more than Kshs. 50,000.00 in value. His tender must include for all costs arising or resulting therefrom.</p>	
B	<p><b>STANDARD LEVY</b></p> <p>The Contractor's attention is drawn to the Legal Notice No. 267 of 22nd June 1990 which require payment by the Contractor of a Standard Levy. His tender must include for all costs arising or resulting therefrom.</p>	
C	<p><b>THE NCA REGULATIONS</b></p> <p>The Contractor's attention is drawn to The National Construction Authority Regulations Legal Notice No. 74 dated 6th June 2014. The Contractor must ensure that the project, his workers and site supervisors are registered and accredited under the NCA regulations.</p>	
D	<p><b>NEMA REQUIREMENTS</b></p> <p>The Contractor shall be responsible for complying with NEMA requirements and shall allow for all costs arising or resulting therefrom. No claim of extension of time shall be allowed as result of complains regarding NEMA requirements.</p>	
E	<p><b>COVID-19 REGULATIONS COMPLIANCE</b></p> <p>The Contractor is required to comply with all COVID-19 regulations and requirements as stipulated in by-laws (and any subsequent revisions) of the Republic of Kenya and any directives issued at any time by the Government of Kenya.</p>	
F	<p><b>FIRM PRICE CONTRACT</b></p> <p>Unless otherwise specifically stated, this is a <b>firm price contract</b> and the Contractor must allow in his tender rates for any increase in the cost of labour and/or materials during the currency of the contract.</p>	
G	<p><b>VALUE ADDED TAX</b></p> <p>The Contractor's attention is drawn to the Legal Notice in the Finance Act part 3 Section 21(b) operative from 1st September, 1993, and any other amendments thereafter, which requires payment of VAT on all Building Construction Contracts. The Contractor should therefore include allowance in his rates and prices for prices for VAT and any other Government taxes currently in force.</p> <p>The Contractor is to <i>insert tender prices inclusive of VAT</i> and the tender will be deemed to include for all costs arising or resulting therefrom.</p>	
H	<p><b>OCCUPATION CERTIFICATE</b></p> <p>The Contractor's attention is drawn to the requirement of obtaining an occupation certificate from the County Government of Uasin Gshu upon completion of the works and subsequent occupation of the completed premises. The Contractor shall therefore allow for any sums or monies payable to the County for the same including liaising with them to obtain the said Certificate.</p>	
J	<p><b>STAMP CHARGES</b></p> <p>The Contractor shall allow for the payment of all stamp charges in connection with the Surety Bond and the Contract Agreement.</p>	
<b>CARRIED TO COLLECTION</b>		

ITEM	DESCRIPTION	KSHS. CTS.
A	<p><b>WARRANTY, GUARANTEES &amp; MAINTENANCE MANUALS</b></p> <p>The Contractor shall submit all warranties, guarantees and manuals for specialized materials, workmanship and installed equipment, all in their name, to the Employer within the defects liability period.</p>	
B	<p><b>AS-BUILT DRAWINGS &amp; DOCUMENTATIONS</b></p> <p>The Contractor is to allow for costs of preparing as-built/ as-installed drawings and requisite documentation (in a format approved by the Project Manager). These shall be submitted within the defects liability period and shall be a true representation of all the works carried out on ground.</p>	
C	<p><b>GENERAL SPECIFICATION</b></p> <p>For the full description of materials and workmanship, method of execution of the work and notes for pricing, the Contractor is referred to the Ministry of Roads, Public Works and Housing General Specification dated 1976 or any subsequent revision thereof which is issued as a separate document, and which shall be allowed in all respects unless it conflicts with the General Preliminaries, Trade Preambles or other items in these Bills of Quantities.</p>	
D	<p><b>COPYRIGHT, DETAILS TO BE PRIVATE AND CONFIDENTIAL</b></p> <p>The copyright of these Bills of Quantities is vested in the Project Manager and they may not be reproduced in whole or in part without the Project Manager's written permission.</p> <p>The Drawings, Bills of Quantities and Contract documents applicable to this contract are restricted by copyright. The Contractor shall treat the details of this Contract as private and confidential for his own information only and shall not publish or disclose the details of the Contract in any trade or technical paper or elsewhere (except as necessary for the purpose hereof) without the previous consent in writing of the Project Manager.</p>	
<b>CARRIED TO COLLECTION</b>		

ITEM	DESCRIPTION	KSHS. CTS.
	<b>COLLECTION</b>	
	Brought Forward from Page Bill 1/ 1	
	Brought Forward from Page Bill 1/ 2	
	Brought Forward from Page Bill 1/ 3	
	Brought Forward from Page Bill 1/ 4	
	Brought Forward from Page Bill 1/ 5	
	Brought Forward from Page Bill 1/ 6	
	Brought Forward from Page Bill 1/ 7	
	Brought Forward from Page Bill 1/ 8	
	Brought Forward from Page Bill 1/ 9	
	Brought Forward from Page Bill 1/ 10	
	Brought Forward from Page Bill 1/ 11	
	<b>TOTAL</b>	
	<b>GENERAL PRELIMINARIES</b>	
	<b>CARRIED TO SUMMARY OF BILL NO. 1</b>	

ITEM	DESCRIPTION	KSHS. CTS.
A	<p><b><u>BILL NO. 1</u></b></p> <p><b><u>GENERAL AND PARTICULAR PRELIMINARIES</u></b></p> <p><b><u>PARTICULAR PRELIMINARIES</u></b></p> <p><b>PARTIES</b></p> <p><u>(i) Employer</u> The Term "Employer" shall be deemed to mean <b>The Principal Secretary, State Department For Housing and Urban Development (SDHUD)</b>, represented by the Secretary, Urban and Metropolitan Development, P.O. Box 30450-00100, NAIROBI.</p> <p>The term "Employer" and "Government" wherever used in the contract document shall be synonymous.</p> <p><u>(ii) Project Manager</u> The term "Project Manager" or "P.M." wherever used in these Bills of Quantities shall be deemed to imply the Project Manager as defined in the Conditions of Contract or such person or persons as may be duly authorised to represent him on behalf of the Government.</p> <p><u>(iii) Architect</u> The term "Architect" shall be deemed to mean "The P.M." as defined above whose address unless otherwise notified is Metropolitan Development Department, P.O. Box 30450-00100, NAIROBI.</p> <p><u>(iv) Quantity Surveyor</u> The term "Quantity Surveyor" shall be deemed to mean "The P.M." as defined above whose address unless otherwise notified is Metropolitan Development Department, P.O. Box 30450-00100, NAIROBI.</p> <p><u>(v) Electrical Engineer</u> The term "Electrical Engineer" shall be deemed to mean "The P.M." as defined above whose address unless otherwise notified is Metropolitan Development Department, P.O. Box 30450-00100, NAIROBI.</p> <p><u>(vi) Mechanical Engineer</u> The term "Mechanical Engineer" shall be deemed to mean "The P.M." as defined above whose address unless otherwise notified is Urban Development Department, P.O. Box 30450-00100, NAIROBI.</p> <p><u>(vii) Civil/ Structural Engineer</u> The term "Structural Engineer" shall be deemed to mean "The P.M." as defined above whose address unless otherwise notified is Metropolitan Development Department, P.O. Box 30450-00100, NAIROBI.</p> <p><b>LOCATION OF THE SITE</b></p> <p>The site for works is located <b>within the jurisdiction of the County Governments of Bomet and Narok</b>. The Tenderer shall be deemed to have visited the site and familiarised himself with all site conditions prior to submission of tenders. No claims arising from tenderer's failure to do so will be entertained.</p> <p>Mulot ESP Market is located in Bomet East Consituency in Bomet County, Chepalungu in Bomet Chepalungu Constituency, while Ololulunga is located in Narok South Constituency in Narok County</p>	
	<b>CARRIED TO COLLECTION</b>	

ITEM	DESCRIPTION	KSHS. CTS.
A	<p><b>SCOPE OF THE CONTRACT</b></p> <p>The works to be carried out under this contract comprise of development of a Fresh Produce Markets Comprising:</p> <p>Renovation/upgrading of existing market shed, Construction of New Market Shed, Ablution Block, Waste Cubicle, ICT Hub/Creche Block, Water Tower, Paving and Drainage Works, etc.</p> <p>Services installations comprise of internal plumbing and drainage, external water reticulation, power and lighting installations.</p>	
B	<p><b>DESCRIPTION OF THE WORKS</b></p> <p>The works comprise of development of a Fresh Produce Market with associated facilities as per the above scope to completion to the specifications given.</p>	
C	<p><b>MEASUREMENTS</b></p> <p>The measurements for all Contract Bills shall be in accordance with the Standard Method of Measurement of Building and Associated Civil Works for Eastern Africa, published by the Architectural Association of Kenya, Quantity Surveyors Chapter; 2nd Edition Metric; (June 2008).</p> <p>In the event of any discrepancies arising between the Bills of Quantities and the actual works, the site measurements shall generally take precedence. However, such discrepancies between any contract documents shall immediately be referred to the Project Manager in accordance with the Conditions of Contract. The discrepancies shall then be treated as a variation and be dealt with in accordance with the said Conditions.</p>	
D	<p><b>EXCEPTION TO THE STANDARD METHOD OF MEASUREMENT</b></p> <p>Attendance; Clause B20(a) of the Standard Method of Measurement is deleted and the following clause is substituted:-</p> <p>Attendance on nominated Sub-Contractors shall be given as an item in each case and shall be deemed to include: allowing use of standing scaffolding, mess rooms, sanitary accommodation and welfare facilities; provision of special scaffolding where necessary; providing space for office accommodation and for storage of plant and materials; providing light and water for their work: clearing away rubbish; unloading checking and hoisting; providing electric power and removing and replacing duct covers, pipe casings and the like necessary for the execution and testing of Sub-Contractors' work and being responsible for the accuracy of the same.</p> <p>Provisional Sums; Clause A6(i) of the Standard Method of Measurement is deleted and the following clause is substituted:-</p> <p>The term "provisional sum" shall mean a sum provided for work or for costs which cannot be entirely foreseen, defined or detailed at the time the tendering documents are issued. Such sum shall be deemed to be exclusive of any profit and any attendance required by the general contractor and provision shall be made for the addition thereof.</p>	
	<b>CARRIED TO COLLECTION</b>	



ITEM	DESCRIPTION	KSHS. CTS.
A	<p><b>TENDER DOCUMENTS</b> Tender documents are as listed in the Instruction to Tenderers.</p>	
B	<p><b>PRICING RATES</b> The tenderer shall include for all costs in executing the whole of the works, including transport, replacing damaged items, fixing, all to comply with the said Conditions of Contract.</p>	
C	<p><b>SIGNING OF THE TENDER DOCUMENTS</b> The bidder shall append his / her signature and / or company's rubber stamp on <b><i>each and every page of tender document</i></b>.</p>	
D	<p><b>DELIVERY OF TENDER</b> Tenders and all documents in connection therewith must be delivered in an addressed envelope which should be properly sealed and deposited at the offices as specified in the letter accompanying these documents or as indicated in the advertisement.</p> <p>Tenders will be opened at the time specified in the letter accompanying these Tender Documents or as indicated in the advertisement. Tenders delivered/received later than the above time will not be opened.</p>	
E	<p><b>SUFFICIENCY OF TENDER</b> The Contractor shall be deemed to have satisfied himself before tendering as to the correctness and sufficiency of his tender for the works, the rates and prices stated in the priced Bills of Quantities, which rates and prices shall cover all his obligations under the contract and all matters and things necessary for the proper execution, completion and maintenance of the works.</p>	
F	<p><b>CONTRACT PERIOD</b> The contract period in accordance with of the conditions of contract must be adhered to.</p> <p>The Project Manager shall strictly monitor the Contractor's progress in relation to the progress chart and should it be found necessary the Project Manager shall inform the Contractor in writing that his actual performance on site is not satisfactory. In all such cases the Contractor shall accelerate his rate of performance production and progress by all means; such additional labour, plant, etc. and working overtime shall be at the Contractor's cost.</p>	
G	<p><b>URGENCY OF THE WORKS</b> The Contractor is notified that these "works are urgent" and should be completed within the period stated in these Particular Preliminaries.</p> <p>The Contractor shall allow in his rates for any costs he/ she deems that he/she may incur by having to complete these works within the stipulated contract period.</p>	
H	<p><b>SIGNBOARD</b> Allow for providing, erecting, maintaining throughout the course of the Contract and afterwards clearing away a signboard as designed, specified and approved by the Project Manager.</p>	
J	<p><b>LABOUR CAMPS</b> The Contractor shall not be allowed to house labour on site. Allow for transporting workers to and from the site during the tenure of the contract.</p>	
	<b>CARRIED TO COLLECTION</b>	

ITEM	DESCRIPTION	KSHS. CTS.
A	<p><b>EXISTING SERVICES</b></p> <p>Prior to the commencement of any work, the Contractor is to ascertain from the relevant authority the exact position, depth and level of all existing services in the area and he/she shall make whatever provisions may be required by the authorities concerned for the support, maintenance and protection of such services.</p>	
B	<p><b>DEMOLITIONS AND ALTERATIONS</b></p> <p>The Contractor is to allow for all temporary protection required during the works including ordinary and special dust screens, hoardings, barriers, warning signs, etc as directed by the Project Manager and as necessary for the adequate propping and protection of existing property, finishes, workmen employed on the site, employer's agents and the public. Any damage or loss incurred due to the insufficiency of such protection must be made good by the Contractor. All protective devices are to be removed on completion of the works and any necessary making good consequent upon this is to be executed to the satisfaction of the Project Manager.</p> <p>The works shall be propped, strutted and supported as necessary before any alteration or demolition work commences. Prices shall include for all cleaning and preparatory work to structure and finishes and for making good to all finishes on completion whether or not specifically described. Unless described as set aside for re-use all arising debris and surplus materials shall be carefully removed from building and carted away from site. The Contractor shall be entirely responsible for any breakage or damage which may occur to materials required for re-use during their removal unless it is certified by the Project Manager that such damage or breakage was inevitable as a result of the condition of the item concerned.</p>	
C	<p><b>MATERIALS FROM DEMOLITIONS</b></p> <p>Any reusable materials arising from demolitions and not re-used in this contract shall become the property of the Government. The Contractor shall allow in his rates the cost of transporting the such materials to the location specified by the Project Manager.</p>	
D	<p><b>PREVENTION OF ACCIDENT, DAMAGE OR LOSS</b></p> <p>The Contractor is instructed to take reasonable care in the execution of the works as to prevent accidents, damage or loss and disruption of normal activities being carried out by the Employer. The Contractor shall allow in his rates any expense he deems necessary by taking such care within site.</p>	
E	<p><b>CLEARING AWAY</b></p> <p>The Contractor shall remove all temporary works, rubbish, debris and surplus materials from the site as they accumulate and upon completion of the works, remove and clear away all plant, equipment, rubbish, unused materials and stains and leave in a clean and tidy state to the reasonable satisfaction of the Project Manager. The whole of the works shall be delivered up clean, complete and in perfect condition in every respect to the satisfaction of the Project Manager.</p>	
F	<p><b>WORKING CONDITIONS</b></p> <p>The Contractor shall also allow in his rates for any interference that he may encounter in the course of execution of the works for the Government may, in some cases, ask the Contractor not to proceed with the works until some activities within the site are completed.</p>	
<b>CARRIED TO COLLECTION</b>		

ITEM	DESCRIPTION	KSHS. CTS.
A	<p><b>PAYMENTS</b></p> <p>All payments shall be made in accordance with the Conditions of Contract. The tenderer's attention is drawn to the fact that no payments shall be effected other than as prescribed. In order to facilitate this, a list of the general component elements for the works is given at the summary page of these specifications and the tenderer is requested to break down his tender sum commensurate to the said elements.</p>	
B	<p><b>PAYMENT FOR MATERIALS ON SITE</b></p> <p>All materials for incorporation in the works must be stored on site before payment is effected, unless specifically exempted by the Project Manager. This is to include materials of the Contractor, nominated sub-Contractors and nominated suppliers.</p>	
C	<p><b>CLAIMS</b></p> <p>It shall be a condition of this contract that upon it becoming reasonably apparent to the Contractor that he has incurred losses and / or expenses due to any of the contract conditions, or by any other reason whatsoever, he shall present such a claim or intent to claim notice to the Project Manager within the contract period. No claim shall be entertained upon the expiry of the said contract period.</p>	
D	<p><b>FORM OF CONTRACT</b></p> <p>The Form of Contract shall be as stipulated in the Republic of Kenya's Standard Tender Document for Procurement of Works: Building and Associated Civil Engineering Works (Issued on 22nd April, 2021 and Updated on 21st April, 2022)</p>	
E	<p><b>SPECIAL CONDITIONS OF CONTRACT</b></p> <ul style="list-style-type: none"> <li>- Procuring Entity's name and address: <u>As prescribed in the Particular Preliminaries</u></li> <li>- Name and Ref. NO. of Contract: <u>As prescribed in the Particular Preliminaries</u></li> <li>- Project Manager name and Address: <u>As prescribed in the Particular Preliminaries</u></li> <li>- Contractor's Representative name: <u>To be advised by the Contractor upon Contract Award.</u></li> <li>- Key Personnel names: <u>To be advised upon Contract Award.</u></li> <li>- Time for completion: <u>To be filled by the Tenderer in the Form of Tender</u></li> <li>- Defects Notification period: <u>6 months</u></li> <li>- Sections: <u>To be advised by the Project Manager upon Contract Award.</u></li> <li>- Electronic Transmission Systems: <u>To be advised by the Project Manager upon Contract Award.</u></li> <li>- Time for the Parties entering into a Contract Agreement: <u>Within 30 days</u></li> <li>- Commencement date: <u>To be advised by the Project Manager upon Contract Award.</u></li> <li>- Time for access to the Site: <u>No later than the Commencement Date, and not later than 14 days after Commencement Date</u></li> <li>- Project Manager duties and Authority: <u>Variations resulting in an increase of the Accepted Contract Amount in excess of 1% shall require approval of the Procuring Entity.</u></li> </ul>	
	<b>CARRIED TO COLLECTION</b>	

ITEM	DESCRIPTION	KSHS. CTS.
A	<p><i>Special Conditions of Contract (cont.)</i></p> <ul style="list-style-type: none"> <li>- Performance security with performance guarantee: <u>5% of the contract amount from a reputable bank</u></li> <li>- Liquidated and Ascertained damages: <u>At the rate of Kshs. 40,000... per week or part thereof</u></li> <li>- Maximum amount of damages: <u>2% of the final Contract Price.</u></li> <li>- Provisional Sums: <u>2%</u></li> <li>- Adjustment for changes in cost: <u>To be advised by the Project Manager upon Contract Award.</u></li> <li>- Total Advance Payment: <u>20% of the accepted Contract Price.</u></li> <li>- Repayment amortization rate of advance payment: <u>To be advised by the Project Manager upon Contract Award.</u></li> <li>- Percentage of Certified Value Retained: <u>10% of the Contract Price</u></li> <li>- Limit of Retention: <u>5% of the Contract Price</u></li> <li>- Plant and Materials: <u>To be advised by the Contractor upon Contract Award.</u></li> <li>- Minimum amount of Interim Payment Certificates: <u>5% of the Contract Price</u></li> <li>- Publishing source of commercial interest rates for financial charges in case of delayed payment: <u>To be advised by the Project Manager upon Contract Award.</u></li> <li>- Maximum total liability of the Contractor to the Procuring Entity : <u>To be advised by the Project Manager upon Contract Award.</u></li> <li>- Periods for submission of insurance: <u>30 days</u></li> <li>- Maximum amount of deductibles for insurance of the Procuring Entity's risks: <u>To be advised by the Project Manager upon Contract Award.</u></li> <li>- Minimum amount of third-party insurance: <u>To be advised by the Project Manager upon Contract Award.</u></li> <li>- The place of arbitration : <u>Kenya</u></li> </ul> <p>The tender has multiple sites which are independent of each other. As such, the tenderer may handover a completed site individually and shall be issued with a CERTIFICATE OF PARTIAL COMPLETION. The issuance of the certificate shall not warrant the release of first moiety as there shall be only one contract. Upon expiry of the Defects Liability Period, the tenderer may be issued with a Making Good Defect Certificate for the specific site. The first and second moiety shall be release when all the sites that form the contract are completed. No claim outside the above stated with regards to release of first and second moiety shall be entertained</p>	
	<b>CARRIED TO COLLECTION</b>	

ITEM	DESCRIPTION	KSHS. CTS.
	<b>COLLECTION</b>	
	Brought forward from page Bill 1/13	
	Brought forward from page Bill 1/14	
	Brought forward from page Bill 1/15	
	Brought forward from page Bill 1/16	
	Brought forward from page Bill 1/17	
	Brought forward from page Bill 1/18	
	<b>TOTAL</b>	
	<b>PARTICULAR PRELIMINARIES</b>	
	<b>CARRIED TO SUMMARY OF BILL NO. 1</b>	

ITEM	DESCRIPTION	KSHS. CTS.
	<u>PROPOSED DEVELOPMENT OF MULOT, CHEBUNYO AND OLOLULUNGA FRESH PRODUCE MARKETS (ESP)</u>	
	<u>BILL NO. 1</u>	
	<u>GENERAL AND PARTICULAR PRELIMINARIES</u>	
	<u>BILL SUMMARY</u>	
	<b>PAGE NO.</b>	
	1. GENERAL PRELIMINARIES : Bill 1/12	
	2. PARTICULAR PRELIMINARIES : Bill 1/19	
	<b>TOTAL</b>	
	<b>GENERAL AND PARTICULAR PRELIMNARIES</b>	
	<b>CARRIED TO GRAND SUMMARY</b>	

BILL NO. 2:

**MULOT ESP MARKET**

PROPOSED DEVELOPMENT OF MULOT, CHEBUNYO AND OLOLULUNGA FRESH PRODUCE  
MARKETS (ESP)

**BILL NO. 2: SECTION 1**

**MARKET SHED REHABILITATION**



PROPOSED DEVELOPMENT OF MULOT, CHEBUNYO AND OLOLULUNGA FRESH PRODUCE  
MARKETS (ESP)

ITEM	DESCRIPTION	QTY	UNIT	RATE	AMOUNT
	<b><u>SHED REHABILITATION</u></b>				
	<b><u>General Repairs</u></b>				
	<b><u>Demolitions</u></b>				
A	Carefully demolition trading platforms consisting of masonry wall approximately 1.5m high, timber/steel top platforms and doors, and dispose the arising material away from site	120	SM		
	<b><u>Floor Repairs</u></b>				
B	Carefully hack-off existing floor screed on concrete bed, including sides of concrete bed ready to receive new screed and dispose the arising material away from site	480	SM		
C	40mm thick floor screed in cement and sand (1:3) screed on hacked concrete bed, steel trowelled smooth to receive terrazzo	480	SM		
	<b><u>Terrazzo</u></b>				
	<u>Polished non-slip polished terrazzo paving consisting of Snowcrete and marble chippings (1:2) on cement and sand backing (1:3), coloured with cement stone No.1 colouring compound in proportions of 1:10, compound to cement; grinding and polishing as directed and approved by the project architect</u>				
D	15mm thick	480	SM		
	<b><u>Roof Repairs</u></b>				
D	Inspect roof covering and remove damaged iron sheets; all to project managers approval	24	SM		
E	Allow a sum for general repairs or steel structure elements, including but not limited to straightening purlins, rewelding broken or disjointed steel structure members, cutting to size, and the like; all to project manager's approval	1	SUM		
	<b>Total carried to collection</b>				

PROPOSED DEVELOPMENT OF MULOT, CHEBUNYO AND OLOLULUNGA FRESH PRODUCE  
MARKETS (ESP)

ITEM	DESCRIPTION	QTY	UNIT	RATE	AMOUNT
A	Replace removed roof covering as crimped IT5 Gauge 28 of dia. 10.5m or equal to the existing iron sheet, on z-purlins using U-bolts including nuts and washers as necessary	24	SM		
	<b><u>Rainwater Goods</u></b>				
B	Inspect existing metal gutter, including downpipe, swanneck and shoe, and metal brackets remove all damaged parts, all to project manager's approval	90	LM		
	<b><u>The following in G28 Galvanised mild steel</u></b>				
C	200x200mm box gutter fixed with and including 30x2mm flat gutter strips at 600mm centres	90	LM		
D	Extra over gutter for stopped end piece with 200x200mm square outlet	4	NO		
E	200x200mm downpipe fixed to steel column with and including mild steel straps at 600mm centres (4 No)	32	LM		
F	Extra over down pipe for swan neck	8	NO		
G	Extra over down pipe for water shoe	8	NO		
	<b><u>Prepare and apply one coat of calcium plumbate and two coats of gloss oil paint to:</u></b>				
H	General surfaces of metal gutters	68	SUM		
	<b>Total carried to collection</b>				
	<b><u>COLLECTION</u></b>				
J	Brought Forward from Page 2				
K	Brought Down from Above				
	<b>General Repairs Total carried to Summary</b>				

PROPOSED DEVELOPMENT OF MULOT, CHEBUNYO AND OLOLULUNGA FRESH PRODUCE  
MARKETS (ESP)

ITEM	DESCRIPTION	QTY	UNIT	RATE	AMOUNT
	<b><u>Knee Wall</u></b>				
	<b><u>Natural machine cut stone wall as "Ndarugo" or other equal and approved, bedded and jointed in cement and sand (1:3) mortar; reinforced every alternate course with 16 gauge iron hoop</u></b>				
A	100mm thick wall (900mm high)	56	SM		
	<b><u>Plastering</u></b>				
	<b><u>12mm thick (minimum) lime plaster in cement and sand (1:3) mix; steel trowelled with cement and lime (1:5) putty; including anti-crack wire gauze where necessary and in joints with concrete; all to project manager's direction:</u></b>				
B	Internally	56	SM		
C	Wall ends	70	LM		
	<b><u>15mm thick (minimum) cement and sand (1:3) render, wood trowelled smooth; including anti-crack wire gauze where necessary and in joints with concrete; all to approval</u></b>				
D	Externally	56	SM		
	<b><u>Painting</u></b>				
	<b><u>Prepare and apply three (3) coats of silk vinyl matt emulsion paint or other and approved in:</u></b>				
E	Internally	56	SM		
	<b>Knee Wall Total Carried to Summary</b>				

PROPOSED DEVELOPMENT OF MULOT, CHEBUNYO AND OLOLULUNGA FRESH PRODUCE  
MARKETS (ESP)

ITEM	DESCRIPTION	QTY	UNIT	RATE	AMOUNT
	<b><u>CANOPY (SHEDDING)</u></b>				
	<b><u>Stub Columns</u></b>				
	<b><u>Excavation</u></b>				
A	Excavate for column pit not exceeding 1.5m deep commencing from the ground level	54	CM		
B	Load and cart away excavated material to a disposal site approved by the local authority	35	CM		
	<b><u>Concrete Works</u></b>				
C	50mm thick concrete blinding; class 15; tamped	36	SM		
	<b><u>Vibrated reinforced concrete; class 25:</u></b>				
D	200mm thick in column bases	36	SM		
E	Substructural column	3	CM		
	<b><u>Formwork</u></b>				
	<b><u>Sawn formwork to:</u></b>				
F	Sides of column bases; exceeding 150mm high but not exceeding 225mm high	96	LM		
G	Sides of substructural columns	27	SM		
	<b><u>Reinforcement</u></b>				
	<b><u>High tensile round ribbed mild steel reinforcement bars to B.S. 4461, including spacer blocks, cutting, tying and bending</u></b>				
H	Assorted bars	810	KG		
J	200x200x6mm steel base plate with 4No. Holes fixed Anchor bolts (m.s) welded on reinforcement	16	NO		
	<b>Total carried to collection</b>				

PROPOSED DEVELOPMENT OF MULOT, CHEBUNYO AND OLOLULUNGA FRESH PRODUCE  
MARKETS (ESP)

ITEM	DESCRIPTION	QTY	UNIT	RATE	AMOUNT
A	<p><b><u>Anchor Bolts</u></b></p> <p>20mm diameter 450mm long bolts complete with nuts and washers welded to reinforcement</p>	64	NO		
B	<p><b><u>Steel Superstructure</u></b></p> <p><b><u>The following steel members, prefabricated and installed complete with one coat manufacturer's prime:</u></b></p> <p>75x75x2.0mm thick SHS column with 200x200x6mm thick steel plates with 4no. Holes welded at the top and bottom; 2500mm long</p>	16	NO		
	<p><b><u>The following in 16 No. Trusses welded and bolted in accordance with the fabricator's shop drawings to the Engineer's approval; primed with one coat primer before fixing:</u></b></p>				
C	50x50x2.0mm thick SHS upper and top and bottom chords	530	KG		
D	40x40x2.0mm thick infills	146	KG		
E	Ditto but purlins	1,076	KG		
F	<p><b><u>Roof Covering</u></b></p> <p>IT5 gauge 28 resincot prepainted Galvanized corrugated crimped Iron sheets 10.80 metres radius fixed with and including roof screws, caps and washers on steel purlins</p>	200	SM		
G	<p><b><u>Translucent Sheets</u></b></p> <p>Corrugated clear sheets, including fixing screws, caps and washers on steel metal runners</p>	100	SM		
	Brought Forward From Page No. 5				
	<u>Brought Forward From Above</u>				

PROPOSED DEVELOPMENT OF MULOT, CHEBUNYO AND OLOLULUNGA FRESH PRODUCE  
MARKETS (ESP)

ITEM	DESCRIPTION	QTY	UNIT	RATE	AMOUNT
	<b><u>SUMMARY</u></b>				
<b>A</b>	General repairs				
<b>B</b>	Knee Wall				
<b>C</b>	Canopy (Shedding)				
	<b>TOTAL FOR SHED RENOVATION CARRIED TO BILL SUMMARY</b>				

PROPOSED DEVELOPMENT OF MULOT, CHEBUNYO AND OLOLULUNGA FRESH PRODUCE  
MARKETS (ESP)

**BILL NO. 2: SECTION 2**

**ICT HUB & CRECHE BLOCK**

PROPOSED DEVELOPMENT OF MULOT, CHEBUNYO AND OLOLULUNGA FRESH PRODUCE  
MARKETS (ESP)

ITEM	DESCRIPTION	QTY	UNIT	RATE	AMOUNT (KES)
	<b><u>OFFICE BLOCK</u></b>				
	<b><u>SUBSTRUCTURE [PROVISIONAL]</u></b>				
	<b><u>SITE PREPARATION</u></b>				
<b>A</b>	Clear site of all vegetation, bushes or scrubs, grub up their roots and clear/burn arising debris	76	<b>SM</b>		
<b>B</b>	Bulk Excavation in black cotton soil and cart away all excavated materials away from site	113	<b>CM</b>		
	<b><u>EXCAVATION AND EARTHWORK</u></b>				
<b>C</b>	Excavate trenches for foundation strip footings commencing at stripped level, not exceeding 1.50 metres deep.	21	<b>CM</b>		
<b>D</b>	Ditto but for column bases	9	<b>CM</b>		
<b>E</b>	Return, fill and ram selected excavated materials around foundations	45	<b>CM</b>		
<b>F</b>	Load and cart away surplus excavated materials from site	11	<b>CM</b>		
	<b><u>PLANKING AND STRUTTING AND DISPOSAL</u></b>				
<b>G</b>	Allow for planking and strutting to uphold sides of excavations as required		<b>ITEM</b>		
<b>H</b>	Allow for keeping all excavations free of water		<b>ITEM</b>		
	<b><u>HARDCORE OR THE LIKE</u></b>				
<b>J</b>	300mm thick approved hardcore fill well packed and compacted in layers not exceeding 150mm thick	47	<b>SM</b>		
<b>K</b>	50mm thick quarry dust blinding on surfaces of hardcore	47	<b>SM</b>		
	<b>Carried to Collection</b>				



PROPOSED DEVELOPMENT OF MULOT, CHEBUNYO AND OLOLULUNGA FRESH PRODUCE  
MARKETS (ESP)

ITEM	DESCRIPTION	QTY	UNIT	RATE	AMOUNT (KES)
	<b><u>ANTI-TERMITE TREATMENT</u></b>				
<b>A</b>	Chemical anti-termite treatment executed completed by an approved specialist under a ten year guarantee to: Surfaces of filling	47	<b>SM</b>		
	<b><u>CONCRETE WORK</u></b>				
<b>B</b>	Plain insitu concrete; class 15/20 (1:3:6 mix); using ordinary portland cement in: 50mm thick blinding under foundation strip footing	21	<b>SM</b>		
<b>C</b>	Ditto to column bases	9	<b>SM</b>		
	<b><u>Reinforced vibrated insitu concrete; class 20/20 (1:2:4 mix) using ordinary portland cement in:</u></b>				
<b>D</b>	Foundation strip footings	5	<b>CM</b>		
<b>E</b>	Column bases	3	<b>CM</b>		
<b>F</b>	Columns	1	<b>CM</b>		
<b>G</b>	150mm thick floor bed	57	<b>SM</b>		
	<b><u>FORMWORK</u></b>				
	<b><u>Sawn softwood Formwork to:</u></b>				
<b>H</b>	Vertical sides of strip footings	14	<b>SM</b>		
<b>J</b>	Edges of slab over 75mm but not exceeding 150mm thick	37	<b>LM</b>		
<b>K</b>	Vertical sides of column bases	9	<b>SM</b>		
<b>L</b>	Vertical sides of columns	8	<b>SM</b>		
	<b>Carried to Collection</b>				

PROPOSED DEVELOPMENT OF MULOT, CHEBUNYO AND OLOLULUNGA FRESH PRODUCE  
MARKETS (ESP)

ITEM	DESCRIPTION	QTY	UNIT	RATE	AMOUNT (KES)
	<b><u>REINFORCEMENT</u></b>				
	<i><u>Reinforcement in different sizes. High yield square twisted bars or ribbed reinforcement to KS573:2005 Kenya standard specification for cold worked high yield steel bars for reinforcement of concrete bars for reinforcement ( or other equal and approved) with and including tying wire, distance blocks and ordinary spacers, all necessary cutting, bending and laying. The rate shall be deemed to include the binding wire and the spacer block</u></i>				
<b>A</b>	Assorted reinforcement bars in strip footing	500	<b>KG</b>		
<b>B</b>	Ditto in column bases	300	<b>KG</b>		
<b>C</b>	Ditto in columns	110	<b>KG</b>		
<b>D</b>	Fabric; reference A142 mesh; 200 x 200 mm; weighing 2.22 kg per square metre; B.S. 4483; including 400 mm laps, bends, tying wire and spacer blocks In floor bed or steps	57	<b>SM</b>		
	<b><u>FOUNDATION WALLING</u></b>				
	<i><u>Load bearing natural stone walling: bedded and jointed in cement and sand (1:4) mortar</u></i>				
<b>E</b>	200mm thick walls	79	<b>SM</b>		
	<i><u>Polythene sheeting; 500 gauge; 150 mm laps; laid on:</u></i>				
<b>F</b>	Surfaces of hardcore filling to receive concrete	47	<b>SM</b>		
	<b><u>PLINTH FINISHES</u></b>				
<b>G</b>	Cement and sand (1:4) render 20mm thick to plinths	16	<b>SM</b>		
	<b>Carried to Collection</b>				

PROPOSED DEVELOPMENT OF MULOT, CHEBUNYO AND OLOLULUNGA FRESH PRODUCE  
MARKETS (ESP)

ITEM	DESCRIPTION	QTY	UNIT	RATE	AMOUNT (KES)
	<p><b><u>PAINTING AND DECORATING</u></b></p> <p><b><u>Prepare and apply three coats black bituminous paint to:</u></b></p>				
<b>A</b>	Rendered surfaces	16	<b>SM</b>		
	<b>Carried to Collection</b>				
	<p><b><u>COLLECTION</u></b></p> <p><b>B</b> Brought Forward from Page 1</p> <p><b>C</b> Brought Forward from Page 2</p> <p><b>D</b> Brought Forward from Page 3</p>				
	<b>Substructure Total Carried to Summary</b>				

PROPOSED DEVELOPMENT OF MULOT, CHEBUNYO AND OLOLULUNGA FRESH PRODUCE  
MARKETS (ESP)

ITEM	DESCRIPTION	QTY	UNIT	RATE	AMOUNT (KES)
	<b><u>SUPERSTRUCTURE WORK</u></b>				
	<b><u>EXTERNAL WALLING</u></b>				
	<i><u>Natural / quarry blue or grey stone smooth chisel dressed walling bedded, bonded and jointed in cement, sand (1:3) mortar reinforced as necessary with hoop irons at every alternate course</u></i>				
A	200mm thick walling, including horizontal key-pointing to approval	70	SM		
	<b><u>INTERNAL WALLING</u></b>				
	<i><u>Machine cut "Ndarugo" or equal and approved quarry stone walling bedded, bonded and jointed in cement, sand (1:3) mortar reinforced as necessary with hoop iron at every alternate course.</u></i>				
B	200mm thick walling	29	SM		
	<b><u>DAMP PROOF COURSES</u></b>				
	<i><u>B.S 743; type A; bitumen hessian base; 150 mm laps; under walls; including levelling bed with cement mortar (1:4) C</u></i>				
C	200mm wide	45	LM		
	<b><u>RINGBEAM</u></b>				
	<i><u>In situ concrete class 20 vibrated and reinforced as described in:</u></i>				
D	300 x 200 mm beams	4	CM		
	<b>Carried Forward to Collection</b>				

PROPOSED DEVELOPMENT OF MULOT, CHEBUNYO AND OLOLULUNGA FRESH PRODUCE  
MARKETS (ESP)

ITEM	DESCRIPTION	QTY	UNIT	RATE	AMOUNT (KES)
	<b><u>REINFORCEMENT</u></b>				
	<i><u>High yield square twisted bars or ribbed reinforcement to KS573:2005 Kenya standard specification for cold worked highyield steel bars for reinforcement of concrete bars forreinforcement ( or other equal and approved) The rate shall bedeemed to include binding wire and spacer blocks used</u></i>				
<b>A</b>	Assorted bars in Beams	400	<b>KG</b>		
	<b><u>FORMWORK</u></b>				
	<i><u>Sawn softwood formwork to:</u></i>				
<b>B</b>	Sides and soffits of beams	37	<b>SM</b>		
	<b>Carried Forward to Collection</b>				
	<b>COLLECTION</b>				
<b>C</b>	Brought Forward From Page 5				
<b>D</b>	Brought Down From Above				
	<b>Superstructure Total Carried to Summary</b>				

PROPOSED DEVELOPMENT OF MULOT, CHEBUNYO AND OLOLULUNGA FRESH PRODUCE  
MARKETS (ESP)

ITEM	DESCRIPTION	QTY	UNIT	RATE	AMOUNT (KES)
	<b><u>ROOF CONSTRUCTION</u></b>				
	<i><b><u>The following in roof trusses with nailed or bolted connections including hoisting and fixing in position not exceeding 6.0meters above ground floor level In sawn treated cypress Grade 2</u></b></i>				
<b>A</b>	150x50mm rafters	43	<b>LM</b>		
<b>B</b>	150x50 joists	29	<b>LM</b>		
<b>C</b>	100x50 struts and ties	41	<b>LM</b>		
	<i><b><u>Common timber including nailing to position</u></b></i>				
<b>D</b>	150x50mm rafters	48	<b>LM</b>		
<b>E</b>	200x50mm ridge board	14	<b>LM</b>		
<b>F</b>	150x50mm timber purlins	58	<b>LM</b>		
<b>G</b>	100x50mm wallplate fixed with and including 200mm long 12mm diameter rag bolts cast into beams at 1500mm centers	50	<b>LM</b>		
	<i><b><u>The following in trusses connections (Provisional)</u></b></i>				
<b>H</b>	200x25 steel cleat	84	<b>NO</b>		
<b>J</b>	100x100x2mm steel angle cleat of length 100	84	<b>NO</b>		
<b>K</b>	16mm diameter mild steel anchor boltwith hook at 1800mm c/c	84	<b>NO</b>		
	<i><b><u>In wrot cypress</u></b></i>				
<b>L</b>	Fascia board with tapered edge	43	<b>LM</b>		
	<b>Carried to Collection</b>				

PROPOSED DEVELOPMENT OF MULOT, CHEBUNYO AND OLOLULUNGA FRESH PRODUCE  
MARKETS (ESP)

ITEM	DESCRIPTION	QTY	UNIT	RATE	AMOUNT (KES)
	<b><u>T&amp;g eaves boarding</u></b>				
<b>A</b>	25mm thick tounge and grooved boarding in 100mm wide strips secret nailed to and including softwood bandering laid sloping to the profile of roof trusses including timber brackets 200x50x600mm at 50 c/c with 3 labors on one edge to details	26	<b>SM</b>		
	<b><u>Roof covering</u></b>				
<b>B</b>	IT5 Gauge 22 BP950 profiled sheets 906mm wide (857 effective cover)	118	<b>SM</b>		
	<b><u>2mm thick mild steel gutters and fittings</u></b>				
<b>C</b>	100x100mm box galvanized steel gutter including joints in running length fixed to rafters with and including brackets at rafter centres	43	<b>LM</b>		
<b>D</b>	Extra over gutter for 100mm diameter outlet	4	<b>NO</b>		
<b>E</b>	Ditto 90 degrees bend	4	<b>NO</b>		
<b>F</b>	Stopped end to 100x100mm gutter	2	<b>NO</b>		
	<b><u>1.0mm thick mild steel down pipes and fittings</u></b>				
<b>G</b>	100x100mm box profile downpipe fixed with and including mild steel holder bats plugged and screwed to walls	12	<b>LM</b>		
<b>H</b>	Extra over down pipe for 100x100mm swan neck bend	4	<b>NO</b>		
<b>J</b>	Ditto for 100x100mm shoe	4	<b>NO</b>		
	<b>Carried to Collection</b>				

PROPOSED DEVELOPMENT OF MULOT, CHEBUNYO AND OLOLULUNGA FRESH PRODUCE  
MARKETS (ESP)

ITEM	DESCRIPTION	QTY	UNIT	RATE	AMOUNT (KES)
	<i><u>Prepare and apply three coats pinotex decorative preservative or other equal and approved to timber surfaces</u></i>				
<b>A</b>	Fascia board	43	<b>LM</b>		
<b>B</b>	Eaves boarding	26	<b>SM</b>		
	<b>Carried to Collection</b>				
	<b><u>COLLECTION</u></b>				
<b>C</b>	Brought Forward from Page 7				
<b>D</b>	Brought Forward from Page 8				
<b>E</b>	Brought Down from Above				
	<b>Roof Construction Total Carried to Summary</b>				



PROPOSED DEVELOPMENT OF MULOT, CHEBUNYO AND OLOLULUNGA FRESH PRODUCE  
MARKETS (ESP)

ITEM	DESCRIPTION	QTY	UNIT	RATE	AMOUNT (KES)
	<b>DOORS</b>				
	<b>STEEL CASEMENT DOORS</b>				
	<i><u>Supply and fix the following purpose made mild steel doors:mosquito gauze and sheet metal hood etc assembled and fixed to opening including cutting and pinning lugs to concrete or blockwork surround and bedding frame in cement and sand mortar (1:4) (Grille, 3 lever "Union" or approved equivalent steel lock and Glazing included )</u></i>				
A	Door overall size 900x2100mm high (Entrance doors)	4	NO		
	<b><u>Prepare and apply 3 coats of approved gloss paint to exposed steel surfaces</u></b>				
B	Steel door surfaces	16	SM		
	<b>IRONMONGERY</b>				
	<i><u>Matt finish heavy duty polished brass ironmongery as per Union Catalogue or other equal and approved, complete with matching screws and accessories, including preparation of sample board and catalogue to be delivered to the Architects office for inspection and collection</u></i>				
C	Rubber door stop fixed to concrete floor, or masonry walling with and including rawl bolt - Union Catalogue. or other equal and approved	4	NO		
	<b>Doors Total carried to Summary</b>				

PROPOSED DEVELOPMENT OF MULOT, CHEBUNYO AND OLOLULUNGA FRESH PRODUCE  
MARKETS (ESP)

ITEM	DESCRIPTION	QTY	UNIT	RATE	AMOUNT (KES)
	<p><b><u>WINDOW</u></b></p> <p><i><b><u>Supply &amp; fix the following purpose made steel casement window fabricated from standard sections complete with frames, mullions and transoms including all necessary locking and window stays, screws and nuts once shop primed before delivery to site</u></b></i></p>				
A	Steel casement window size 2000 x 1500mm high	4	NO		
	<p><b><u>GLAZING</u></b></p> <p><i><b><u>4mm clear sheet glass and glazing to metal windows including fixing with approved putty</u></b></i></p>				
B	In panes not exceeding 0.10 square metres	12	SM		
	<p><b><u>PAINTING AND DECORATING</u></b></p> <p>Touch up primer, prepare and apply two undercoats and one finishing coat gloss paint on metal work General surfaces of mild steel windows( both sides)</p>				
C		24	SM		
	<p><b><u>WINDOW CILL</u></b></p> <p>150 x 45mm thick precast concrete window cill throated and bedded in cement and sand (1:3) mortar to racked external wall window cill: building ends to window jamb</p>				
D		9	LM		
	<b>Windows Total carried to summary</b>				

PROPOSED DEVELOPMENT OF MULOT, CHEBUNYO AND OLOLULUNGA FRESH PRODUCE  
MARKETS (ESP)

ITEM	DESCRIPTION	QTY	UNIT	RATE	AMOUNT (KES)
	<b><u>WALL FINISHES</u></b>				
	<b><u>EXTERNAL WALL FINISHES</u></b>				
A	Supply labor and material for key pointing to masonry walls in cement/sand (1:3) mortar	70	SM		
B	12mm thick cement and sand (1:3) render with wood float finish to ring beam	15	SM		
	<b><u>Prepare and apply one undercoat and two finishing coats first quality plastic emulsion paint to:</u></b>				
C	Rendered concrete or keyed surfaces, externally	15	SM		
	<b><u>INTERNAL WALL FINISHES</u></b>				
	<b><u>12mm (minimum) two-coat lime plaster, with steel trowelled finish including anticracking mesh or gauze where necessary to jointson walls, beams, columns as described to:</u></b>				
D	Masonry and Concrete surfaces	147	SM		
	<b><u>PAINTING AND DECORATING</u></b>				
	<b><u>Prepare and apply three (3) coats of silk vinyl matt emulsion paint or other and approved in:</u></b>				
E	Plastered concrete surfaces	147	SM		
	<b>Wall finishes total carried to summary</b>				

PROPOSED DEVELOPMENT OF MULOT, CHEBUNYO AND OLOLULUNGA FRESH PRODUCE  
MARKETS (ESP)

ITEM	DESCRIPTION	QTY	UNIT	RATE	AMOUNT (KES)
	<b><u>FLOOR FINISHES</u></b>				
	<b><u>SCREED</u></b>				
	<b><u>In situ cement and sand (1:3) screeded beds with necessary balancing for different floor finishes</u></b>				
A	32mm thick wood float screed to receive non slip ceramic tiles flooring	48	SM		
	<b><u>NON SLIP CERAMIC TILING</u></b>				
	<b><u>Supply and fix 8mm thick approved first quality non - slip ceramic floor tiles including bedding, bonding, jointing with cement grout pointing in stained cement laying to falls where necessary</u></b>				
B	300 x 300mm rustic ceramic floor tiles to bathrooms and kitchen.	48	SM		
	<b><u>SKIRTING</u></b>				
C	150 high x 25mm thick ceramic skirting including bedding, bonding, jointing with cement grout pointing in stained cement laying to falls where necessary	51	LM		
	<b><u>RAMP</u></b>				
D	Allow a sum for provision of concrete ramp consisting of 150mm thick concrete bed on 1000 gauge damp proof membrane and 300mm thick hardcore blinded with 50mm thick quarry dust; including excavations as necessary at entrance of ablution block approx 2 SM as per architects specifications		SUM		
	Artificial Turf Grass Carpet				
	Supply and install 20mm artificial turf grass, including glue and other accessories	24	SM		
	<b>Floor Finishes Total Carried to Summary</b>				

PROPOSED DEVELOPMENT OF MULOT, CHEBUNYO AND OLOLULUNGA FRESH PRODUCE  
MARKETS (ESP)

ITEM	DESCRIPTION	QTY	UNIT	RATE	AMOUNT (KES)
	<b><u>CEILING FINISHES</u></b>				
	<b><u>Celotex softboard</u></b>				
A	12mm thick celotex softboard ceiling	47	SM		
	<b><u>Cornice</u></b>				
B	25 x 100mm celotex cornice	55	LM		
	<b><u>PAINTING AND DECORATING</u></b>				
	<b><u>Prepare and apply three (3) coats of silk vinyl matt emulsion paintor other and approved in:</u></b>				
C	Ceiling surfaces	47	SM		
	<b>Ceiling Finishes Carried to Summary</b>				
	<b><u>SUMMARY: CRECHE AND ICT HUB</u></b>				
D	Substructures				
E	Superstructures				
F	Roof Construction				
G	Doors				
H	Windows				
J	Wall Finishes				
K	Floor Finishes				
L	Ceiling Finishes				
	<b>TOTAL FOR ICT HUB/CRECHE CARRIED TO BILL SUMMARY</b>				

PROPOSED DEVELOPMENT OF MULOT, CHEBUNYO AND OLOLULUNGA FRESH PRODUCE  
MARKETS (ESP)

**BILL NO. 2: SECTION 3**

**WATER TOWER**

PROPOSED DEVELOPMENT OF MULOT, CHEBUNYO AND OLOLULUNGA FRESH PRODUCE  
MARKETS (ESP)

ITEM	DESCRIPTION	QTY	UNIT	RATE	AMOUNT
	<b><u>HIGH LEVEL WATER TANK</u></b>				
	<b><u>EXCAVATION</u></b>				
<b>A</b>	Clear site of all vegeration, bushes or scrubs, grub up their roots and clear/burn arising debris	8	<b>SM</b>		
<b>B</b>	Excavate oversite to remove to vegetative soil, average 150mm deep and deposit in spoil heaps for re-use	8	<b>SM</b>		
<b>C</b>	Excavate to reduce levels, not exceeding 1.5mm deep	3	<b>CM</b>		
<b>D</b>	Excavate stub columns pit in normal soil n.e 1.5m deep	23	<b>CM</b>		
<b>E</b>	Ditto but 1.5-3.0m deep	23	<b>CM</b>		
<b>F</b>	Return fill in and ram selected excavated material around foundation.	10	<b>CM</b>		
<b>G</b>	Remove surplus excavated material from site and deposit to a site approved by county government	16	<b>CM</b>		
	<b><u>CONCRETE WORK</u></b>				
	<u>Concrete (grade 15)</u>				
<b>H</b>	50mm blinding	15	<b>SM</b>		
	<u>Vibrated reinforced concrete (grade 25)</u>				
<b>J</b>	Column bases	5	<b>CM</b>		
<b>K</b>	Stub columns	6	<b>CM</b>		
<b>L</b>	150mm thick floor bed	6	<b>SM</b>		
	<b>Total Carried to Collection</b>				

PROPOSED DEVELOPMENT OF MULOT, CHEBUNYO AND OLOLULUNGA FRESH PRODUCE  
MARKETS (ESP)

ITEM	DESCRIPTION	QTY	UNIT	RATE	AMOUNT
<b>A</b>	<b><u>Sawn Formwork To</u></b> Sides of stub columns	18	<b>SM</b>		
<b>B</b>	<b><u>High tensile ribbed bars to BS 4461 including bends, hooks and trying wire, and spacer blocks</u></b> 8mm diameter bars	123	<b>KG</b>		
<b>C</b>	16mm diameter bars	310	<b>KG</b>		
<b>D</b>	<b><u>Fabric; reference A142 mesh; 200 x 200 mm; weighing 2.22 kg per square metre; B.S. 4483; including 400 mm laps, bends, tying wire and spacer blocks</u></b> In floor bed	6	<b>SM</b>		
	<b><u>FORMWORK</u></b>				
	<u>Sawn Formwork to:</u>				
<b>E</b>	Vertical sides of column bases	5	<b>SM</b>		
<b>F</b>	Edges of slab over 75mm but not exceeding 150mm thick	10	<b>LM</b>		
	<b><u>STEEL PLATFORM AND STORAGE TANKS</u></b>				
	<u>Steel Structures</u>				
<b>G</b>	150mm diameter CHS steel section bottom welded to ms plate and top bolted to I- section (ms)	150	<b>LM</b>		
<b>H</b>	16mm diameter 300mm long bolts cast into concrete stub columns	100	<b>NO</b>		
<b>J</b>	400x400x8mm thick mild steel plates with 16mm diameter holes	30	<b>NO</b>		
	<b>Total Carried to Collection</b>				



PROPOSED DEVELOPMENT OF MULOT, CHEBUNYO AND OLOLULUNGA FRESH PRODUCE  
MARKETS (ESP)

ITEM	DESCRIPTION	QTY	UNIT	RATE	AMOUNT
	<u>Steel Angle Bracings</u>				
<b>A</b>	35x35x6mm steel angle cross bracings welded and plated to CHS (ms)	50	<b>LM</b>		
<b>B</b>	200x200mm MS plates with 12mm diameter holes	150	<b>NO</b>		
<b>C</b>	12mm diameter 50mm long bolts with nuts and washers	200	<b>NO</b>		
	<u>Bearers</u>				
<b>D</b>	120x64x11.4kg/m primary beam bolted to steel columns	160	<b>KG</b>		
<b>E</b>	150x50x3mm thick RHS secondary beam bolted to I-sections (ms)	279	<b>KG</b>		
	<u>Steel Rails</u>				
<b>F</b>	900mm high steel rail comprising of 50mm CHS top and intermediate members and 35mm CHS balusters at 200mm centres welded to steel I-section (ms)	30	<b>SM</b>		
	<u>Ladder</u>				
<b>G</b>	300mm wide steel ladder: 50mm diameter CHS steel main members and 35mm diameter CHS bars at 200mm centers welded to main members and ladder welded to the steel tower to structural engineer's details	20	<b>LM</b>		
<b>H</b>	2.3mm thick chequered plate platform	18	<b>SM</b>		
	<b>Total Carried to Collection</b>				

PROPOSED DEVELOPMENT OF MULOT, CHEBUNYO AND OLOLULUNGA FRESH PRODUCE  
MARKETS (ESP)

ITEM	DESCRIPTION	QTY	UNIT	RATE	AMOUNT
	<b><u>Prepare, prime and apply two under coats and one gloss finishing coat of aluminium paint to:</u></b>				
<b>A</b>	Steel Tower	40	<b>SM</b>		
<b>B</b>	Steel Rail	20	<b>SM</b>		
<b>C</b>	Steel ladder	20	<b>LM</b>		
<b>Total Carried to Collection</b>					
	<b><u>COLLECTION</u></b>				
<b>D</b>	Brought Forward From Page 1				
<b>E</b>	Brought Forward From Page 2				
<b>F</b>	Brought Forward From Page 3				
<b>G</b>	Brought Forward From Page 4				
<b>Total for Water Tower Carried to Bill Summary</b>					

**BILL NO. 2: SECTION 4**

**SEPTIC & SOAK-PIT**

ITEM	DESCRIPTION	QTY	UNIT	RATE	AMOUNT
	<b><u>SEPTIC TANK (30CM)</u></b>				
	<b><u>Earth works</u></b>				
A	Clear site of grass, and existing temporal structures; cart away or burn arisings.	20	SM		
B	Excavate for pit commencing from arising ground level not exceeding 1.5m deep.	25	CM		
C	Ditto exceeding 1.50 but not exceeding 3.00m deep.	10	CM		
E	Cart away surplus excavated materials from site.	25	CM		
F	Return fill and ram selected excavated materials.	10	CM		
	<u>Plain concrete (1:4:8) in:-</u>				
G	50mm blinding under base slab.	20	SM		
	<u>Vibrated reinforced concrete class 25 in:-</u>				
H	150mm Thick base slab.	20	SM		
J	Ditto 250 x 150mm Beams	2	CM		
K	Ditto Scum Buffle	1	CM		
L	Ditto Dividing Wall	1	CM		
M	150 mm Thick cover slab.	20	SM		
	<u>Walling</u>				
N	200mm thick solid quarry stone wall in cement:sand (1:3) reinforced with hoop iron at every two alternative course	38	SM		
	<b>Carried to Collection</b>				

ITEM	DESCRIPTION	QTY	UNIT	RATE	AMOUNT
	<b><u>Reinforcement</u></b>				
A	Assorted reinforcement bars	1050	KG		
B	BRC A142 fabric mesh reinforcement.	20	SM		
	<b><u>Sawn form work to:-</u></b>				
C	Soffites of suspended slab.	25	SM		
D	Edge of ground slab 225mm high.	20	LM		
E	Ditto suspended slab 225mm ditto.	20	LM		
F	Sides of dividing wall	15	SM		
G	Boxing size 600x450mm to form opening for manhole cover.	2	NO		
H	12mm Thick sulphate-resisting water proof render to concrete work.	65	SM		
J	Supply and fix concrete filled, heavy duty manhole covers size 600x450mm complete with frame including greasing before fixing.	3	NO		
	<b><u>Sundries</u></b>				
K	Form or leave slot size 300x200mm in wall	16	NO		
L	Ditto in 250mm thick concrete wall for large pipe.	2	NO		
	<b><u>Waterproofed cement and sand render (1:3) as described to:</u></b>				
M	25mm smooth screeds to concrete floors laid to falls	25	SM		
N	15mm finish to wall surfaces	95	SM		
P	Ditto to concrete cover slab and plinths	20	SM		
	<b>Carried to Collection</b>				

ITEM	DESCRIPTION	QTY	UNIT	RATE	AMOUNT
	<b><u>SOAK-PIT</u></b>				
	<b>Excavations</b>				
A	Excavate pit for circular soak pit to a diameter of 1.5m commencing from ground level and not exceeding 1.5 m deep	3	CM		
B	Ditto exceeding 1.5m but not exceeding 3m deep	3	CM		
C	Ditto exceeding 3m but not exceeding 4.5m	3	CM		
D	Allow for any necessary removal of all general waters by pumping,bailing etc	1	ITEM		
E	Allow for the necessary planking and strutting	1	ITEM		
	<b>Natural Stone Walling</b>				
F	150mm thick walling bedded and jointed in cement sand (1:3) mortar and reinforced every alternate course with hoop iron	25	SM		
	<b>Backfilling</b>				
G	Approved permiable drainage stones filling for soakpit	15	CM		
H	Approved red soil fill	3	SM		
	<b>Carried to Collection</b>				

ITEM	DESCRIPTION	QTY	UNIT	RATE	AMOUNT
	<b><u>Collection Page</u></b>				
A	Total Brought Forward From Page 2				
B	Total Brought Forward From Page 3				
C	Total Brought Forward From Page 4				
	<b>TOTAL FOR SEPTIC AND SOAK-PIT CARRIED TO SUMMARY</b>				

**BILL NO. 2: SECTION 5**

**WASTE CUBICLE**



ITEM	DESCRIPTION	QTY	UNIT	RATE	AMOUNT
	<b><u>PROPOSED REFUSE BIN</u></b>				
	<b><u>SUBSTRUCTURES</u></b> <b><u>(All provisional)</u></b>				
<b>A</b>	Excavate oversite average 200mm deep to remove vegetable soil, load, wheel and deposit as directed, later spread on site as directed	33	<b>SM</b>		
<b>B</b>	General excavation to reduce levels not exceeding 1.5m deep	15	<b>SM</b>		
<b>C</b>	Excavate for foundation strips in normal soil not exceeding 1.5m deep starting from reduced level	19	<b>CM</b>		
<b>D</b>	Return fill and ram selected excavated material around foundations.	26	<b>CM</b>		
<b>E</b>	Load, wheel and cart away from site surplus excavated material and deposit in approved dumping area.	41	<b>CM</b>		
<b>F</b>	Extra over all kinds of excavation for excavating rock irrespective of class.	3	<b>CM</b>		
<b>G</b>	Allow for keeping excavations free from all water by pumping or otherwise.	1	<b>ITEM</b>		
<b>H</b>	Ditto; for plunking and strutting to sides of excavations.	1	<b>ITEM</b>		
<b>J</b>	250mm thick approved broken quarry stone hardcore filling in well compacted layers.	24	<b>SM</b>		
<b>K</b>	50 mm thick stone dust blinding to surfaces of hardcore	24	<b>SM</b>		
	<b>Carried Forward to Collection</b>				

ITEM	DESCRIPTION	QTY	UNIT	RATE	AMOUNT
A	Dragnet FT termiticide 0.5% solution to be applied at the rate of 4 litres per square metre on top of hardcore filling over foundation walls or equal and approved treatment strictly in accordance with manufactureurer's printed instructions and <b>subject to a TEN YEAR GUARANTEE</b>	24	SM		
	<b><u>50 mm plain concrete (1:4:8) blinding to:</u></b>				
B	Foundation strips	12	SM		
	<b><u>Vibrated reinforced concrete class 20/20mm in:-</u></b>				
C	Foundation strips	2	CM		
D	150mm thick ground floor slab	28	SM		
	<b><u>High tensile ribbed bars to BS 4461 including bends, hooks and trying wire, and spacers</u></b>				
E	Assorted reinforcement bars	247	KG		
F	Steel fabric mesh reinforcement type A142 weighing 2.22Kg/M2 and to BS 4483 and with 150 mm side laps (measured net - no allowance for laps)	28	SM		
	<b><u>Sawn formwork to :</u></b>				
G	Sides of strip foundations	8	SM		
H	Edges of ground floor bed exceeding 75mm but not exceeding 150mm girth.	22	LM		
J	1000 gauge polythene sheeting laid under concrete floor bed.	28	SM		
	<b>Carried Forward to Collection</b>				

ITEM	DESCRIPTION	QTY	UNIT	RATE	AMOUNT
	<b><u>Surface treatment</u></b>				
	<b><u>Masonry</u></b>				
<b>A</b>	200 mm thick approved natural stone walling bedded and jointed in cement sand (1:3) mortar	26	<b>SM</b>		
	<b><u>Plinth area finishes</u></b>				
<b>B</b>	12mm Thick cement and sand (1:3) wood float render to plinth area	7	<b>SM</b>		
<b>C</b>	Prepare and apply three coats black bitumastic paint to rendered area	7	<b>SM</b>		
	<b>Carried Forward to Collection</b>				
	<b><u>COLLECTION</u></b>				
<b>E</b>	Brought Forward from Page 1				
<b>F</b>	Brought Forward from Page 2				
<b>G</b>	Brought Down from Above				
	<b>Total for substructure carried to summary</b>				

PROPOSED DEVELOPMENT OF MULOT, CHEBUNYO AND OLOLULUNGA FRESH PRODUCE MARKETS (ESP)

ITEM	DESCRIPTION	QTY	UNIT	RATE	AMOUNT
	<b><u>WALLING</u></b>				
<b>A</b>	200 mm thick approved stone walling; bedded and jointed in cement sand (1:3) mortar; with keyed and pointed joints both internally and externally	33	<b>SM</b>		
	<b><u>Bituminous or other equal approved damp-proof course; 3 ply membrane</u></b>				
<b>B</b>	Horizontal; 200mm wide under walls	21	<b>LM</b>		
	<b><u>COPING</u></b>				
	<b><u>75 mm thick Weathered and Throated saddled - back grey precast concrete Coping jointed in cement:sand (1:3) mortar</u></b>				
<b>C</b>	For 200 mm thick walls	19	<b>LM</b>		
	<b>Total for Walling Carried to Summary</b>				

ITEM	DESCRIPTION	QTY	UNIT	RATE	AMOUNT
	<b>EXTERNAL OPENING (GATE)</b>				
	<b><u>MS Grille grille framed with 40x25x3mm thick R.H.S sections including assembly and fixing to opening cutting and pinning lugs to masonry blockwork and bedding frame in cement and sand mortar (1:4) in:-</u></b>				
<b>A</b>	Gate: Double leafed; swinging; overall size 2000x1800 mm, each leaf size 1000x1800 mm high all as per the Architects details	1	<b>NO</b>		
	<b><u>Prepare and Apply Three Coats of Gloss Oil Paint to:-</u></b>				
<b>B</b>	General surfaces of Steel gate	7	<b>SM</b>		
	<b>Total for External Opening (Gate) Carried to Summary</b>				

ITEM	DESCRIPTION	QTY	UNIT	RATE	AMOUNT
	<b><u>ELEMENT NO.4</u></b>				
	<b><u>FINISHES.</u></b>				
	<b><u>Wall Finishes</u></b>				
<b>A</b>	Keying and pointing to joints to both external and internal surfaces	67	<b>SM</b>		
	<b><u>Floor finishes.</u></b>				
<b>B</b>	50 mm thick plain cement and sand (1:4) bedding screed steel trowelled smooth to falls	25	<b>SM</b>		
<b>C</b>	Ditto 100mm high skirting (Provisional)	18	<b>LM</b>		
	<b>Total for Element No. 4 ( Finishes) Carried to Bill Summary</b>				

PROPOSED DEVELOPMENT OF MULOT, CHEBUNYO AND OLOLULUNGA FRESH PRODUCE MARKETS (ESP)

ITEM	DESCRIPTION	QTY	UNIT	RATE	AMOUNT
	<b><u>BUILDERS WORKS SUMMARY</u></b>				
<b>A</b>	Substructures				
<b>B</b>	Walling				
<b>C</b>	Doors				
<b>D</b>	Finishes				
	<b>Total for Refuse Bin Carried to Bill Summary</b>				

**BILL 2: SECTION 6**

**PAVING AND DRAINAGE**



**PROPOSED DEVELOPMENT OF MULOT, CHEBUNYO AND OLOLULUNGA FRESH PRODUCE  
MARKETS (ESP)**

<b>ITEM</b>	<b>DESCRIPTION</b>	<b>UNIT</b>	<b>QTY</b>	<b>RATE</b>	<b>AMOUNT</b>
	<b><u>PAVING AND DRAINAGE</u></b>				
	<b><u>PAVING</u></b>				
	<b><u>PARKING, PAVED SIDEWALK, LOADING ZONE</u></b>				
	<b><u>A. Site Clearance and Top soil Stripping</u></b>				
1	Clear site including removal of trees, hedges, bushes and other vegetation and other deleterious materials, grub up roots and backfilling of holes left by removal of stumps and roots in accordance with the Specifications, as shown on the drawings and as instructed by Engineer.	SM	2000		
	<b><u>B. Earthworks</u></b>				
	<i>No separate payments shall be made for the overhaul of the material and the cost of such haulage shall be included in the rates and or prices.</i>				
2	Excavation in soft material to formation level n.e 1.5m deep ,transport over any distance and stockpile for re-use or spoil and compaction of the formation level to 95% modified AASHTO and to the approval of the Engineer.	CM	1600		
3	Ditto item 2 in Hard material	CM	48		
4	Provide and compact soft material as fill material as shown in the drawing and as directed by the Engineer	CM	600		
	<b><u>C. Grading and Graveling Works</u></b>				
5	Heavy Grading with watering and compaction as instructed	SM	0		
6	Light Grading and reshaping existing open areas/carrageway/parking to camber, including slopes and ditches as instructed	SM	0		
	<b>Total Carried Forward to Summary</b>				

**PROPOSED DEVELOPMENT OF MULOT, CHEBUNYO AND OLOLULUNGA FRESH PRODUCE  
MARKETS (ESP)**

<b>ITEM</b>	<b>DESCRIPTION</b>	<b>UNIT</b>	<b>QTY</b>	<b>RATE</b>	<b>AMOUNT</b>
7	Provide, spread, water and compact lateritic (natural) gravel from specified thickness at 95% MDD.- gravelling	CM	0		
	<b><u>D. Natural Material for Subgrade, Sub-base and Base</u></b>				
8	Provide, spread, water, process and compact 300 mm improved subgrade to 100% MDD (AASHTO T99) in two layers of 150 mm thickness.	CM	600		
9	Provide, place, water and compact Natural Gravel Material to 95% MDD (AASHTO T180) of sub base quality for base for the walkways of thickness 100mm and on the carriageway and parking to a consolidated thickness of not more than 300mm as shown in the drawings and as instructed by the Engineer	CM	600		
10	Prepare surface provide, place, handpack (200mm in One layer)and compact quarry chips (natural blue stone) to refusal densities on the carriageway and parking as directed by the Engineer.	CM	600		
	<b><u>Graded Crushed Stone Base and Subbase</u></b>				
11	Provide, spread, water, process and compact Graded Crushed Stone as per (AASHTO T99) and Engineers specifications for subbase or base	CM	0		
	<b>Total Carried Forward to Summary</b>				

**PROPOSED DEVELOPMENT OF MULOT, CHEBUNYO AND OLOLULUNGA FRESH PRODUCE  
MARKETS (ESP)**

<b>ITEM</b>	<b>DESCRIPTION</b>	<b>UNIT</b>	<b>QTY</b>	<b>RATE</b>	<b>AMOUNT</b>
12	<p><b><u>E. Concrete Works</u></b> Provide and fix on the carriageway and parking interlocking concrete paved unishaped blocks (monolithic single layer precast concrete blocks) of any specified colour/size &amp; shape, with approved pattern of 60 mm thick having average crushing strength of 50 N/mm<sup>2</sup> on average thickness of 50 mm complete with uniformly graded river sand cushioning properly compacted with a mechanical compactor to required level, grade and camber as instructed by Engineer. Rate to include bedding sand and that to fill the joints, ties and edge restraints</p>	SM	2000		
13	<p>Provide, lay in place and joint 600x600x50mm well cured paving slabs on 50mm well compacted sand/quarry dust bed to footpaths/islands and around the blocks as stipulated in the special Specifications.</p>	SM	0		
	<p><b><u>F. Drainage works</u></b> <i>No separate payment shall be made for the haulage of surplus or unsuitable excavated material and the cost of such haulage shall be included in the rates and/or prices</i></p>				
14	<p>Clear site and excavate for minor drainage structures including access Culverts in soft material, compaction of the invert of the excavation and backfilling of the excavated material or removing the excavated material to spoil</p>	CM	83		
<b>Total Carried Forward to Summary</b>					

**PROPOSED DEVELOPMENT OF MULOT, CHEBUNYO AND OLOLULUNGA FRESH PRODUCE  
MARKETS (ESP)**

<b>ITEM</b>	<b>DESCRIPTION</b>	<b>UNIT</b>	<b>QTY</b>	<b>RATE</b>	<b>AMOUNT</b>
15	<p><u>Provide, Lay and Joint Pipes with Concrete class 15/20 to Beds, Sorrounds and Haunches as per the specification and as directed by the Engineer</u></p> <p>(a) 900mm diameter</p> <p>(b) 600mm diameter</p> <p>(b) 450mm diameter</p> <p><u>Concrete class 25/20 to Headwalls, Wingwalls, Aprons, Toe Beams and other Drainage Structures</u></p>	LM	24		
16	<p>Provide and place concrete class 20/20, including reinforcement and shuttering; all in accordance with the specifications and in conformity with the Engineer's instructions</p>	CM	14		
17	<p><u>Invert Block Drains</u></p> <p>Provide and place invert block drains with two course side slabs including bedding and backfilling with selected material; all in accordance with the specifications and in conformity with the Engineer's instructions</p>	LM	240		
18	<p><u>Shallow IBD</u></p> <p>Provide all materials lay and joint shallow IBD as directed by the Engineer to form mitre drains. Rate to include provision of 100mm well compacted bed and jointed by 1:3 cement mortar</p>	LM	200		
<b>Total Carried Forward to Summary</b>					

**PROPOSED DEVELOPMENT OF MULOT, CHEBUNYO AND OLOLULUNGA FRESH PRODUCE  
MARKETS (ESP)**

ITEM	DESCRIPTION	UNIT	QTY	RATE	AMOUNT
19	<u>Untrapped gully pot and polyresin frames</u> Provide all materials and construct standard untrapped gully pot in concrete class 20/20 reinforced with BRC A142 and with 350x500mm polyresin frames and covers conforming with standard specifications	NO	2		
	<b><u>G. Road Furniture</u></b>				
20	<u>Concrete road Kerbs</u> <u>Provide material, transport, handle, mix and place</u>  (a) Raised straight precast kerbs 130mmx220mm	LM	280		
21	<u>Channel blocks</u> Provide, lay and joint 125 x 100mm channel blocks to roads, footpaths and shoulders	LM	280		
22	<u>Quadrants</u> Provide and lay quadrants of radius less than 1.0m	LM	30		
23	<u>P.c.c bollards - Provisional</u> Provide and erect p.c.c bollards in class 20/20 concrete of size 1.2x2x0.2xembedded to a depth of 0.3m at place and as directed by Engineer	NO	0		
24	<u>Road marking in thermoplastic paint</u> Prepare road and parking area surface, supply approved tack coat and road thermoplastic paint, spray approved tack coat, mark out and paint as instructed by the Engineer (a) White paint, 100mm wide (b) Yellow paint, 100mm wide	SM SM	0 0		
25	<u>Road signs</u> Provide, excavate for and erect road signs, including backfill as instructed by the Engineer	NO	0		
	<b>Total Carried Forward to Summary</b>				

**PROPOSED DEVELOPMENT OF MULOT, CHEBUNYO AND OLOLULUNGA FRESH PRODUCE  
MARKETS (ESP)**

ITEM	DESCRIPTION	UNIT	QTY	RATE	AMOUNT
	<b><u>COLLECTION</u></b>				
23	Brought Forward from Page <b>Bill 2/S8/1</b>				
24	Brought Forward from Page <b>Bill 2/S8/2</b>				
25	Brought Forward from Page <b>Bill 2/S8/3</b>				
26	Brought Forward from Page <b>Bill 2/S8/4</b>				
	<b>PAVING AND DRAINAGE TOTAL CARRIED TO GRAND SUMMARY</b>				

**BILL NO. 2: SECTION 8**

# **CHAINLINK FENCING**

ITEM	DESCRIPTION	UNIT	QTY	RATE	AMOUNT (KES)
	<b><u>CHAINLINK FENCE</u></b>				
	<b><u>STEEL GATES</u></b>				
	<b><u>Galvanisd mild steel grille framed gate with 40x25x3mm thick RHS sections at 150mm centres including locking devices and accessories, assembly and fixing to opening, cutting and pinning lugs to concrete or blockwork and bedding frame in cement and sand mortar (1:3) to Architect's details</u></b>				
<b>B</b>	5000x2100mm high vehicular gate with two equal leaves and pedestrian gates size 1200 x 2100mm high	<b>NO</b>	2		
<b>C</b>	Ditto but 1200x2100mm pedestrian gate	<b>NO</b>	2		
<b>C</b>	Prepare,prime and paint two under coats and one gloss finishing coat of oil on metal surfaces	<b>SM</b>	45		
	<b><u>Concrete Gate Pillar</u></b>				
<b>D</b>	Excavate for column bases and cart away as directed	<b>CM</b>	7		
<b>E</b>	Mass concrete 1:3:6 blinding to bases/trenches	<b>SM</b>	8		
	<b>Carried Forward to Collection</b>				



ITEM	DESCRIPTION	UNIT	QTY	RATE	AMOUNT (KES)
F	Vibrated Reinforced Concrete (V.R.C) 1:2:4 in bases/columns	CM	6		
G	Assorted Reinforcement Bars to gate columns/bases	KG	230		
H	Sawn formwork to side of bases and columns	SM	32		
<b>Carried Forward to Collection</b>					
<p style="text-align: center;"><b><u>COLLECTION</u></b></p> <p>Brought Forward from Page 1</p> <p>Brought Down from Above</p>					
<b>TOTAL FOR CHAINLINK FENCE TO BILL SUMMARY</b>					

**BILL NO. 2: SECTION 9**

**ELECTRICAL INSTALLATIONS**

PROPOSED DEVELOPMENT OF MULOT, CHEBUNYO AND OLOLULUNGA FRESH PRODUCE  
MARKETS (ESP)

ITEM	DESCRIPTION	UNIT	QTY	RATE	AMOUNT (KES)
<b>1</b>	<b><u>ELECTRICAL WORKS</u></b> <b><u>MAINS / SUBMAINS</u></b>				
<b>1.1</b>	Supply and install front access lockable metal clad IP65-rated meter board suitable for wall mounting and manufactured in 18SWG galvanised mild steel sheet, to be finished in cream (or appropriate colour) powder coating. Wiring as shown on the schematic (the other details as per Particular Specification), complete with the following:- i) Space for 1Phase Meter ii) Space for KPLC cut-out including studs for mounting KPLC seals iii) Sealable studs for all cover plate screws, din-rail and all necessary accessories iv) 6mm perspex viewing window v) Heavy duty rubber lining for all the perspex viewing windows vi) 120Amps MCB	LS	1		
<b>1.2</b>	Supply and install purpose made Free-standing, fully wired front access lockable metal clad IP65-rated feeder pillar panel suitable for floor mounting and manufactured in 18SWG galvanised mild steel sheet, finished in cream (or appropriate colour) powder coating and to be raised/mounted on 300mm high concrete base. Wiring as shown on the schematic (the other details as per Particular Specification), complete with the following:- i) 200Amps SP/N copper busbars - KPLC supply (Sealable) ii) 100Amps MCB as mains incomer iii) 63Amps MCB iv) 50Amps MCB v) 30Amps MCB vi) 32Amps MCB vii) 6Amps MCB viii) Direct Online Starter	LS	1		
	<b>Total Carried to Collection</b>				

PROPOSED DEVELOPMENT OF MULOT, CHEBUNYO AND OLOLULUNGA FRESH PRODUCE  
MARKETS (ESP)

ITEM	DESCRIPTION	UNIT	QTY	RATE	AMOUNT
1.3	Allow for labelling the meter board and feeder pillar panel under this section including all the incoming and outgoing circuits as per the specifications.	Item			
1.4	Supply and install earthing for the feeder panel and meter board under this section comprising 25x3mm copper tape lead, 1200mm long x 15mm shank diameter, copper earth electrode as Furse or approved equivalent complete with driving stud and tape to rod clamp, 300mm x 300mm x 300mm deep concrete inspection earth pit with removable waterproof cover, 600mm x 600mm copper earth mat, soil achieve earthing value below 5-Ohms and all other necessary accessories	No.	1		
1.5	Allow for testing and commissioning of the entire electrical installations under this section	LS	1		
1.6	Provision for power connection power connection to the site from KPLC ( To be expended as per KPLC quotation, with the discetion of the PM)	Item			
1.6	Supply, install and 3x4 sq. mm PVC/SWA/PVC from the feeder panel to the water pump.	LM	10		
1.7	Supply, install and 3x16 sq. mm PVC/SWA/PVC from the meter board to the feeder panel.	LM	10		
<b>Total Carried to Collection</b>					



**PROPOSED DEVELOPMENT OF MULOT, CHEBUNYO AND OLOLULUNGA FRESH PRODUCE  
MARKETS (ESP)**

<b>ITEM</b>	<b>DESCRIPTION</b>	<b>UNIT</b>	<b>QTY</b>	<b>RATE</b>	<b>AMOUNT</b>
<b>2</b>	<b>ICT/CRECHE BLOCK</b>				
<b>2.1</b>	Supply, Install and connect the following lighting fittings or approved equivalent complete with lamps, tubes, suspensions and all other necessary accessories or approved equivalent				
	a) Type A (Lighting)	No.	3		
	b) Type B (Lighting)	No.	1		
	c) Type D (Security Lighting)	No.	6		
<b>2.2</b>	Supply, install and connect lighting points for one way switching comprising wiring in 3x1.5 sq.mm PVC single core copper cables drawn in concealed / surface HG PVC conduits, circular looping boxes and all other necessary accessories	No	4		
<b>2.3</b>	Supply, install and connect lighting points for two way / two way with intermediate switching comprising wiring in 3x1.5 sq.mm PVC single core copper cables drawn in concealed / surface HG PVC conduits, circular looping boxes and all other necessary accessories	No	6		
<b>2.4</b>	Supply, install and connect the following moulded plastic lighting switches on recessed switchboxes as "MK" logic or approved equivalent complete with all necessary accessories:				
	(a) 1 gang 1 way	No	3		
	(b) 3 gang 1 way	No	1		
	(c) 1 gang 2 way	No	2		
	<b>Total Carried to Collection</b>				

**PROPOSED DEVELOPMENT OF MULOT, CHEBUNYO AND OLOLULUNGA FRESH PRODUCE  
MARKETS (ESP)**

<b>ITEM</b>	<b>DESCRIPTION</b>	<b>UNIT</b>	<b>QTY</b>	<b>RATE</b>	<b>AMOUNT</b>
<b>2.5</b>	Supply, install, and connect 63Amp, 8 way SP/N consumer units complete with the following MCBs as Merlin Gerin or approved equivalent, as shown on schematic wiring drawing	No.	1		
	a) 5A SP MCB	No.	4		
	b) 8A SP MCB	No.	1		
	c) 30A SP MCB	No.	2		
<b>2.6</b>	Supply, install and connect ring main power points wiring in 3x2.5 sq. mm single core PVC cables drawn in concealed 25mm HG PVC conduit and all accessories necessary for flush mounting.	No.	7		
<b>2.7</b>	Supply, install and connect 13 Amp switched standard twin socket outlet as "MK" logic or approved equivalent and all accessories necessary for flush mounting.	No.	7		
	<b>TOTAL FOR OFFICE BLOCK CARRIED TO SUMMARY</b>				

**PROPOSED DEVELOPMENT OF MULOT, CHEBUNYO AND OLOLULUNGA FRESH PRODUCE  
MARKETS (ESP)**

<b>ITEM</b>	<b>DESCRIPTION</b>	<b>UNIT</b>	<b>QTY</b>	<b>RATE</b>	<b>AMOUNT</b>
<b>3</b>	<b>MARKET SHEDS</b>				
<b>3.1</b>	Supply, Install and connect the following lighting fittings or approved equivalent complete with lamps, tubes, suspensions and all other necessary accessories or approved equivalent (see electrical summary page for fitting type description)				
	a) Type E (Lighting)	No.	3		
	b) Type F (Lighting)	No.	5		
	c) Type G (Lighting)	No.	2		
<b>3.2</b>	Supply, install and connect lighting points for one way switching /photocell comprising wiring in 3x1.5 sq.mm PVC single core copper cables drawn in surface Galvanized Steel conduits, circular looping boxes and all other necessary accessories	No	40		
<b>3.3</b>	Supply, install and connect 3x1.5 sq.mm PVC single core copper cables drawn in concealed / surface HG PVC conduits and all other necessary accessories from the office block to the adaptable boxes for each market shed.	No.	14		
<b>3.4</b>	Supply, install and connect 150mm x 150mm metallic adaptor boxes at each market shed	No.	3		
<b>3.5</b>	Supply, install and connect - 5A, 70 - 105 lux photocell kit, IP 65 as Furse or approved equivalent for wall mounting.	No.	2		
	<b>TOTAL FOR MARKET SHED</b>				



PROPOSED DEVELOPMENT OF MULOT, CHEBUNYO AND OLOLULUNGA FRESH PRODUCE  
MARKETS (ESP)

ITEM	DESCRIPTION	UNIT	QTY	RATE	AMOUNT
<b>4</b>	<b>ABLUTION BLOCK</b>				
	Supply, Install and connect the following lighting fittings or approved equivalent complete with				
<b>4.1.1</b>	lamps, tubes, suspensions and all other necessary accessories or approved equivalent (see electrical summary page for light fitting type description)				
	a) Type A (Lighting)	No.	7		
	b) Type C (Lighting)	No.	4		
	c) Type D (Security Lighting)	No.	6		
	Supply, install and connect lighting points for one way switching comprising wiring in 3x1.5 sq.mm PVC single core copper cables drawn in concealed / surface HG PVC conduits, circular looping boxes and all other necessary accessories	No	15		
<b>4.1.2</b>					
	Supply, install and connect lighting points for two way / two way with intermediate switching comprising wiring in 3x1.5 sq.mm PVC single core copper cables drawn in concealed / surface HG PVC conduits, circular looping boxes and all other necessary accessories	No	7		
<b>4.1.3</b>					
	Supply, install and connect the following moulded plastic lighting switches on recessed switchboxes as "MK" logic or approved equivalent complete with all necessary accessories:				
<b>4.1.4</b>	(a) 1 gang 1 way	No	11		
	(b) 2 gang 2 way	No	1		
	<b>Total Carried to Collection</b>				

**PROPOSED DEVELOPMENT OF MULOT, CHEBUNYO AND OLOLULUNGA FRESH PRODUCE  
MARKETS (ESP)**

<b>ITEM</b>	<b>DESCRIPTION</b>	<b>UNIT</b>	<b>QTY</b>	<b>RATE</b>	<b>AMOUNT</b>
<b>4.1.5</b>	Supply, install, and connect 63Amp, 8 way SP/N consumer units complete with the following MCBs as Merlin Gerin or approved equivalent, as shown on schematic wiring drawing	No.	1		
	a) 5A SP MCB	No.	4		
	b) 30A SP MCB	No.	1		
	c) 25A SP MCB	No.	2		
<b>4.1.6</b>	Supply, install and connect ring main power points wiring in 3x2.5 sq. mm single core PVC cables drawn in concealed 25mm HG PVC conduit and all accessories necessary for flush mounting.	No.	2		
<b>4.1.7</b>	Supply, install and connect 13 Amp switched standard twin socket outlet as "MK" logic or approved equivalent and all accessories necessary for flush mounting.	No.	2		
<b>4.1.8</b>	Supply, install and connect instant shower heater power points wiring in 3x4 sq. mm single core PVC cables drawn in concealed 25mm HG PVC conduit and all accessories necessary for flush mounting.	No.	2		
<b>4.1.9</b>	Supply, install and connect instant shower heater shower heads as Maxi Ducha Ultra Lorenzetti or approved equivalent complete with all necessary accessories.	No.	2		
<b>4.2</b>	Supply, install and connect moulded plastic 20 Amp. Double Pole Switch on recessed switchboxes as "MK" logic or approved equivalent complete with all necessary accessories:	No.	2		
	<b>Total Carried to Collection</b>				

PROPOSED DEVELOPMENT OF MULOT, CHEBUNYO AND OLOLULUNGA FRESH PRODUCE  
MARKETS (ESP)

ITEM	DESCRIPTION	UNIT	QTY	RATE	AMOUNT
5.5	Supply, install and connect ring main power points wiring in 3x2.5 sq. mm single core PVC cables drawn in concealed 25mm HG PVC conduit and all accessories necessary for flush mounting.	No.	1		
5.6	Supply, install and connect 13 Amp switched standard twin socket outlet as "MK" logic or approved equivalent and all accessories necessary for flush mounting.	No.	1		
<b>Total Carried to Collection</b>					
<p><b><u>COLLECTION</u></b></p> <p>From Page No. 8</p> <p>From Page No. 9</p> <p>From Above</p>					
<b>TOTAL FOR ABLUTION BLOCK CARRIED TO SUMMARY</b>					

PROPOSED DEVELOPMENT OF MULOT, CHEBUNYO AND OLOLULUNGA FRESH PRODUCE  
MARKETS (ESP)

ITEM	DESCRIPTION	UNIT	QTY	RATE	AMOUNT
	<b><u>HIGH MAST LIGHTING</u></b>				
	<b><u>LIGHT FITTINGS AND ACCESSORIES</u></b>				
	<b>Supply, install, set to work, test and commission the following as specified and described below :-</b>				
5.7	Circular continuously tapering, fully galvanized street light poles with suitable decorative bracket for 4No. fixtures to achieve mounting height of 15m above natural ground. The pole shall have arrangement of concealed junction box with 2no.6A SPMCB	NO.	1		
5.8	Erection of the street lighting pole including casting of suitable civil foundation as per technical specifications	NO.	1		
5.9	Trenching, laying and backfilling for armoured electricity cables	LM	110		
6	Street light fixture suitable for 180Watts (day light) Led fittings. As per technical specifications.	PCS	4		
6.1	Supply, install, test and commission 24hr timer with 200hr reserve (Omron)	NO.	1		
6.2	2.5mm sq. Twin with Earth copper cable for lamp feed	LM	20		
6.3	Four-core 10mm. Sq. armored copper cable complete with trenching & cable glands.	LM	120		
	<b>Carried to Collection</b>				

PROPOSED DEVELOPMENT OF MULOT, CHEBUNYO AND OLOLULUNGA FRESH PRODUCE  
MARKETS (ESP)

ITEM	DESCRIPTION	UNIT	QTY	RATE	AMOUNT
	<b><u>SUB-MAINS AND POWER DISTRIBUTION</u></b>				
	<b>Supply, install, set to work, test and commission the following as specified and described below :-</b>				
6.4	4-Way TPN distribution board surface mounted on the wall in the offices block complete with 100 A TPN intergral isolator and lockable cover as Schneider.	No	1		
6.5	Miniature circuit breaker (MCBs), Type "Curve-C" for the above distribution board as detailed below:-				
	(i) 10A SP MCB	No	1		
	(ii) 30A SP MCB	No	1		
	(iii) 30A TP MCB	No	2		
	(iv) TP Blanking plates	No	2		
6.6	Submains comprising 4 core 16.0mm sq. PVC SWA PVC armoured CU cable in conduits from the meter-board c/w cable lugs and glands, and any other accessories to the DB in the offices block	LM	10		
6.7	14" Gauge single tariff meterboard semi-recessed on wall and complete with KPLC fuse cut-outs, sufficient space for 1No. Digital Three phase energy meter, Din Rail with 1No. 63A TPN MCB, 16kA surge arrestor as Furse, Cat. No.FP450 and c/w all necessary accessories.	ITEM	1		
	<b>Carried to Collection</b>				

PROPOSED DEVELOPMENT OF MULOT, CHEBUNYO AND OLOLULUNGA FRESH PRODUCE  
MARKETS (ESP)

ITEM	DESCRIPTION	UNIT	QTY	RATE	AMOUNT
13	Earthing terminations comprising the following: (i) 16.0mm diameter, 1200mm long solid copper earth rod as Furse Cat. No. RC 020, complete with driving stud and spike. (ii) 6 metres of 16 sq. mm ECC cable (ii) Earth rod-to-tape clamp type A as Furse Cat No CR 130.  (iv) Concrete inspection earth pit Cat. No. PT 005 with 5-hole earth bar as Furse Cat. No. PT 006.	ITEM	1		
	<b>Carried to Collection</b>				
	<p><b><u>COLLECTION</u></b></p> <p>Brought Forward from Page 11</p> <p>Brought Forward from Page 12</p> <p>Brought Down from Above</p>				
	<b>TOTAL FOR HIGH MAST LIGHT CARRIED TO SUMMARY</b>				

PROPOSED DEVELOPMENT OF MULOT, CHEBUNYO AND OLOLULUNGA FRESH PRODUCE  
MARKETS (ESP)

ITEM	DESCRIPTION	UNIT	QTY	RATE	AMOUNT
	<b><u>SUMMARY</u></b>				
1	<b>MAINS/SUB-MAINS</b>				
2	<b>ICT HUB/CRECHE BLOCK</b>				
3	<b>MARKET SHED</b>				
4	<b>ABLUTION BLOCK</b>				
5	<b>HIGH MAST LIGHTING</b>				
	<b>ELECTRICAL WORKS CARRIED TO BILL SUMMARY</b>				

**FITTINGS TYPE DETAILS**

	Type A - 1200mm, 1x36W, 4650lm, IP20, IK02, 4000K neutral white Single LED Batten as Thorn PopPack LED 4500-840 HF L1200	Ceiling Mounted
	Type B - 1200mm, 2x24W, 4650lm, IP20, IK02, 4000K neutral white Single LED Batten as Thorn PopPack LED 4500-840 HF L1200	Ceiling Mounted
	Type C - 600mm, 1x17W, 2300lm, IP20, IK02, 4000K Neutral White Single LED Batten as Thorn PopPack LED 2300-840 HF L600	Ceiling Mounted
	Type D - 26W, 1800lm, IP65, IK10, 4000K Neutral White LED Bulkhead Light as Thorux Lighting	Ceiling/Wall Mounted
	Type E - 100W, 9500lm, IP65, IK07, 5700K Neutral White LED FloodLight as Philips LED BVP174 LED95/CW	Wall/Bracket Mounted at an angle of 60° towards working area.
	Type F - 30W, 2600lm, IP65, IK07, 5700K Neutral White LED FloodLight as Philips LED BVP171 LED26/CW	Wall/Bracket Mounted at an angle of 60° towards working area.
	Type G - 50W, 5250lm, IP65, IK07, 4000K Neutral White LED FloodLight as Philips BVP154 LED52 / 840 PSU 50W VVB CE	Wall/Bracket Mounted at an angle of 60° towards working area.

**BILL NO. 2: SECTION 10**

**MECHANICAL INSTALLATIONS**



ITEM	DESCRIPTION	QTY	UNIT	RATE	KSHS
<b>ELEMENT NO. 1: ABLUTION BLOCK</b>					
<b><u>SANITARY FITTINGS (Provisional)</u></b>					
Supply, deliver, install, test and commission the following sanitary appliances complete with all the connections to services, waste, jointing to supply overflows and plugging and scewing to the floors					
<b><u>Water Closet (WC) Pan</u></b>					
<b>A</b>	Squatting WC Pan size 740x740mm manufactured from Grade 304 (18/10) Stainless Steel of 1.2 mm gauge complete with 20 mm turn up and flange all round, a flush bowl pressed into one piece with the raised treaded pattern foot plates on both sides and in front of the flush bowl, a rear entry 32mm spreader pipe, 100mm Waste outlet for fitting to a standard 100mm PVC Waste Connector. To be as Franke or Approved Equivalent.	4	No		
<b><u>WC Flush Valves</u></b>					
<b>B</b>	40mm diameter quiet exposed water closet flush valve, chrome plated, back entry, with integral vacuum breaker, non-hold-open features and non-return valve, inlet control stop, transition fittings and wall plate comprising flush valve, bent flush pipe and rubber pipe connector. The flush valve to be handle type. To be as 'Flush Master' or equal and approved.	4	No		
<b><u>SBSD Kitchen sink</u></b>					
<b>C</b>	Single bowl, single drainer stainless steel kitchen sink of size 1000 x 500mm as manufactured by ASL 140 or equal and approved. The bowl size to be 420 x 355 x 150mm deep complete with chrome plated 40mm waste fittings, plugs, chain stays, overflow, INo. 15mm diameter chrome plated sink bib tap, chrome plated bottle trap with 75mm deep seal and chain waste fitting.	1	No		
<b>Carried Forward to Collection</b>					

ITEM	DESCRIPTION	QTY	UNIT	RATE	KSHS
<b>A</b>	<p><b>Wash Hand Basin (Counter Top)</b>                      Countertop wash hand basin size 635 x 500mm with one tap hole, 32mm diameter chrome plated chain waste, chain stay hole, chrome plated non-conculsive time delay press action pillar tap and heavy duty plastic bottle trap (32mm 'P' trap) with 75mm seal. All to be as Twyford's "CAPRICORN" or equal and approved.</p>	4	No		
<b>B</b>	<p><b>Urinal bowl (1No.)</b>                      Ceramic urinal bowls firmly fixed on the wall with chrome plated screws complete with 40mm diameter heavy duty plastic bottle p-trap with 75mm deep seal and 40mm diameter chrome plated outlet with grating.</p>	2	No		
<b>F</b>	<p><b>Urinal Flush Valves</b>                      25mm diameter Urinal bowl flush valve for above urinal bowls complete with, back entry, with integral vacuum breaker, non-hold open features and non-return valve, inlet control stop and wall plate comprising flush valve, bentchrome plated flush pipe and rubber pipe connector.</p>	2	No		
<b>F</b>	<p><b>Stand pipe</b>                      15mm 2Metres long GMS stand pipe each complete with 15mm chrome plated pegler bib tap</p>	2	No.		
<b>G</b>	<p><b>Shower Fitting and pillar tap</b>                      Shower fitting comprising 20mm diameter stop cock, Instant shower fitting as Lorenzetti Instant Shower Bello Banho Ultra and Cobra 211- 15 Star Pillar tap</p>	2	No.		
	<b>Carried Forward to Collection</b>				

ITEM	DESCRIPTION	QTY	UNIT	RATE	KSHS
<b>A</b>	<p><b>Disabled Persons Water Closet and Wash Hand Basin Facility</b>                      Wheel chair accessible W.C facility Comprising of the following:-</p> <p>i)Close coupled W.C with 7.5 litre cistern with bottom inlet and overflow.The bowl shall be of size 375x560x420mm high.The bowl and cistern shall be manufactured from vitreous china complying with B.S 3402 .The unit shall be complete with valveless cistern fittings including syphon, 1 /2" side inlet ballvalve, 3 /4" side overflow, plastics flushbend, inlet connector and reversible metallic chrome plated cistern lever.There shall also be a heavy duty seat (25mm high) and cover with chrome plated metal hinges, toilet roll holder, 610 x 450 x 6mm thick mirror and robe hook.</p> <p>ii)Semi pedestal wall mounted W.H.B of size 600x500x545mm high with flexible connectors to waste and taps.The basin shall be manufactured from vitreous china complying with B.S 3402.It shall have one L/H tap hole with 1/2" chrome plated lever action pillar tap, chrome plated waste with height adjustable trap, pedestal and wall fixing bolts.</p> <p>iii) Hinged support rail with toilet roll holder 770mm long manufactured in nylon coated aluminium and mounted on a wall fixing plate size 230x100 mm, 4No 600mm grab rails with covered wall plates. The set shall be as Twyfords DOC.M wheelchair accessible W.C. facility or approved equivalent.</p> <p><b>Hand Drier.</b>                      Automatic hand drier in white colour, operaing on an infra red automatic sensing system with safty cut - out complete with plastic rawl plugs and fixing screws. The hand drier to have a heating capacity of 2.1 Kw and performace flow rate of 135cfm (3.82 m<sup>3</sup>/min) and to be of size 270x264x143 deep as "<b>WANDSWORTH BUNNIE</b>" Model HDZ or approved equivalent</p>	1	set		
<b>B</b>	<p>Automatic hand drier in white colour, operaing on an infra red automatic sensing system with safty cut - out complete with plastic rawl plugs and fixing screws. The hand drier to have a heating capacity of 2.1 Kw and performace flow rate of 135cfm (3.82 m<sup>3</sup>/min) and to be of size 270x264x143 deep as "<b>WANDSWORTH BUNNIE</b>" Model HDZ or approved equivalent</p>	2	No		
	<b>Carried Forward to Collection</b>				

ITEM	DESCRIPTION	QTY	UNIT	RATE	KSHS
<b>A</b>	<p><b><u>Soap Dispenser.</u></b>                      Soap dispenser of capacity 1.136 litres complete with plastic rawls plug fixing screws, lock and key complete with initial gel. The soap dispenser to be as "ZALPON'S" Mark 7 Model of size 125x100x290mm high or approved equivalent.</p>	2	No		
<b>B</b>	<p><b><u>Mirrors</u></b>                      6mm thick polished plate glass, silver backed mirror with beveled edges, size 610x497mm plugged and screwed to wall with 4No. Chrome plated chrome capped screws and 5mm thick foam back rest.</p>	4	No		
<b>C</b>	<p><b><u>Toilet Brush Holder.</u></b>                      Toilet brush holder in vitreous china mounted onto coceaed screw to wall wedges.</p>	4	No		
<b>D</b>	<p><b><u>Toilet Roll holder.</u></b>                      Fully recessed toilet roll holder in vitreous China of size 165x165 mm in approved colour as "TWYFORD VC" 9806 WH or equal and approved.</p>	4	No		
<b>E</b>	<p><b><u>Robe Hook</u></b>                      Vitreous China in approved colour mounted onto coceaed screw to wall wedges in approved colour. As "TWYFOND OCEAN" OC 6858 WH or approved equivalent.</p>	6	No		
<b>F</b>	<p><b><u>Flexible tubing</u></b>                      12mm diameter 300mm long Copper tubing bent as required including jointing to GMS pipe and fitting complete with 15mm diameter angle valve.</p>	4	No		
<b>Carried Forward to Collection</b>					

ITEM	DESCRIPTION	QTY	UNIT	RATE	KSHS
	<b><u>COLLECTION</u></b>				
<b>A</b>	Brought Forward from Page 2				
<b>B</b>	Brought Forward from Page 3				
<b>C</b>	Brought Forward from Page 4				
<b>D</b>	Brought Forward from Page 5				
	<b>TOTAL SANITARY FITTING CARRIED TO SUMMARY</b>				

ITEM	DESCRIPTION	QTY	UNIT	RATE	KSHS
	<b><u>INTERNAL PLUMBING</u></b>				
	Supply, deliver and install for fixing of the following PPR pipework and fittings as described and shown on the drawings including jointings, couplings etc necessary for the proper and satisfactory functioning of the system to the Engineer's approval, pipe jointing shall be by polyfusion or use of electric coupling.				
	Tenderer must allow in their prices for all the couplings, connectors, unions joints, all the Metal/plastic threaded adaptors where required for the connection of sanitary fixtures, valves, sockets, sliding and fixed joints, support raceways, isolating sheaths, elastic materials, expansion arms and bends, crossovers etc. as required in the running lengths of pipework and also where necessary, for pipe fixing clips, holder bats plugged and screwed, and pipe sleeves through structural members.				
	<b><u>PPR-C pipework</u></b>				
<b>A</b>	63 mm diameter PPR pipe	7	LM		
<b>B</b>	50 mm ditto	10	LM		
<b>C</b>	40 mm ditto	11	LM		
<b>D</b>	32 mm ditto	3	LM		
<b>E</b>	25 mm ditto	13	LM		
	<b><u>Extra over PPR-C pipework for the following</u></b>				
	<b><u>Bend/elbow</u></b>				
<b>F</b>	50 mm diameter bend	2	No.		
<b>G</b>	40 mm ditto	4	No.		
<b>H</b>	32 mm ditto	1	No.		
<b>I</b>	25 mm ditto	10	No.		
	<b><u>Tees</u></b>				
<b>A</b>	40mm diameter equal tee	1	No.		
<b>B</b>	32mm ditto	1	No.		
<b>C</b>	25mm ditto	5	No.		
<b>D</b>	63 x 50mm diameter unequal tee	2	No.		
<b>E</b>	63 x 25mm ditto	1	No.		
<b>F</b>	50 x 40mm ditto	2	No.		
<b>G</b>	50 x 25mm ditto	3	No.		
	<b>Carried Forward to Collection</b>				

ITEM	DESCRIPTION	QTY	UNIT	RATE	KSHS
	<i>internal Plumbing Continues...</i>				
	<b><u>Reducers</u></b>				
<b>A</b>	63 x 40mm diameter reducer	1	No.		
<b>B</b>	50 x 40mm ditto	2	No.		
<b>C</b>	40 x 32mm ditto	1	No.		
<b>D</b>	32 x 25mm ditto	4	No.		
	<b><u>Peglar Gate Valves</u></b>				
<b>E</b>	40mm diameter full way gate valve with wheel head and jointing to tubing as 'PEGLAR' or approved equivalent.	2	No.		
<b>F</b>	32mm ditto	1	No.		
<b>G</b>	20mm ditto	1	No.		
	<b><u>Unions</u></b>				
<b>H</b>	75mm -ditto-	1	No		
<b>J</b>	50mm -ditto-	1	No		
<b>K</b>	40mm -ditto-	0	No		
<b>L</b>	32mm -ditto-	1	No		
<b>M</b>	25mm -ditto-	1	No		
	<b><u>Sockets</u></b>				
<b>N</b>	63mm diameter pipe socket	2	No.		
<b>P</b>	50mm diameter ditto	2	No.		
<b>Q</b>	40mm diameter ditto	3	No.		
<b>R</b>	25mm diameter ditto	4	No.		
	<b><u>Transition fittings</u></b>				
<b>S</b>	40mm x1 1/4" transition fittings	8	No.		
<b>T</b>	32mm x 1" ditto	4	No.		
<b>U</b>	25mm x 3/4" ditto	4	No.		
<b>V</b>	25mm x 1/2" ditto	10	No.		
	<b>Carried Forward to Collection</b>				
	<b><u>COLLECTION</u></b>				
<b>W</b>	Brought Forward from Page 7				
<b>X</b>	Brought Forward from Page 8				
	<b>TOTAL INTERNAL PLUMBING CARRIED TO SUMMARY</b>				

ITEM	DESCRIPTION	QTY	UNIT	RATE	KSHS
	<b>INTERNAL AND EXTERNAL DRAINAGE.</b> Supply and fix uPVC soil system to BS 4660 and BS 4515 and mU PVC waste systems to BS 5255 with screwed and socketed joints to BS 21. solvent welded joints shall be as per the system's manufacturer's written instruction. Tenderer must allow in their pipework prices for all the couplings, connectors, joints etc as required in the running lengths of the pipework and also where necessary for fixing clips, holder bats plugged and screwed.				
	<b>UPVC and Mupvc pipework</b>				
<b>A</b>	150mm diameter golden brown UPVC class 'D' pipes	48	Lm		
<b>B</b>	100mm diameter golden brown class 'D' pipes	48	Lm		
<b>C</b>	50mm diameter waste pipes	14	Lm		
<b>D</b>	40mm diameter waste pipes	8	Lm		
	<b>Extra over UPVC pipework for the following:-</b>				
<b>E</b>	100mm diameter sweep bend	4	No.		
<b>F</b>	100x50mm diameter reducing bush	2	No.		
<b>G</b>	100mm diameter long radius bends	1	No.		
<b>H</b>	100mm diameter WC connector	5	No.		
<b>I</b>	100mm diameter weathering slate and vent cowl	1	No.		
<b>J</b>	100x50mm diameter trapped floor gulley c/w grating and cover	7	No.		
<b>K</b>	50mm diameter sweep tee	2	No.		
<b>L</b>	40mm diameter sweep tee	6	No.		
<b>M</b>	50mm dia diameter sweep bend	2	No.		
<b>N</b>	40mm dia diameter sweep bend	8	No.		
<b>P</b>	50mm diameter access plug	1	No.		
<b>Q</b>	40mm diameter access plug	4	No.		
<b>R</b>	40x32mm diameter socket reducer	6	No.		
	<b>Gulley Trap</b> 300x300x200mm deep concrete gulley trap complete with 100mm diameter UPVC 'P' Trap gulley and 14 SWG cover with handle.	6	No.		
	<b>Carried Forward to Collection</b>				



ITEM	DESCRIPTION	QTY	UNIT	RATE	KSHS
<b>A</b>	<p><b>Inspection Chambers:</b>                      Construct man hole size 600x450mm and approx. 750mm deep with 200mm thick wall and 200mm thick base of concrete class N15. Man hole to be complete with 250mm thick benching with drain channels and 15mm internal plaster, top slab/screed, backfilling, carting away of surplus material and making good. The Manhole to be Complete with Man hole cover size 600x450mm and frame all in light duty cast iron with greased air tight seal and recessed cover for concrete infill.</p>	6	No		
<b>Carried Forward to Collection</b>					
<p><b><u>COLLECTION</u></b></p> <p><b>B</b> Brought Forward from Page 9</p> <p><b>C</b> Brought Down from Above</p>					
<b>TOTAL FOR INTERNAL &amp; EXTERNAL DRAINAGE CARRIED TO SUMMARY</b>					
<p><b><u>SUMMARY PAGE</u></b></p> <p><b>A</b> SANITARY FITTINGS</p> <p><b>B</b> INTERNAL PLUMBING</p> <p><b>C</b> INTERNAL AND EXTERNAL DRAINAGE</p>					
<b>TOTAL SANITARY &amp; PLUMBING CARRIED TO MAIN SUMMARY</b>					

ITEM	DESCRIPTION	QTY	UNIT	RATE	AMOUNT
	<b><u>ELEMENT NO. 2: WATER RETICULATION</u></b>				
	<b><u>EXTERNAL RETICULATION</u></b>				
	Supply, deliver and install for fixing of the following PPR pipework and fittings as described and shown on the drawings including jointings, couplings etc necessary for the proper and satisfactory functioning of the system to the Engineer's approval, pipe jointing shall be by polyfusion or use of electric coupling.				
	Tenderer must allow in their prices for all the couplings, connectors, unions joints, all the Metal/plastic threaded adaptors where required for the connection of sanitary fixtures, valves, sockets, sliding and fixed joints, support raceways, isolating sheaths, elastic materials, expansion arms and bends, crossovers etc. as required in the running lengths of pipework and also where necessary, for pipe fixing clips, holder bats plugged and screwed, and pipe sleeves through structural members.				
	<b><u>PPR-C pipework</u></b>				
<b>A</b>	63 mm diameter PPR pipe	10	LM		
<b>B</b>	40 mm ditto	60	LM		
<b>C</b>	32 mm ditto	10	LM		
<b>D</b>	25 mm ditto	60	LM		
	<b><u>Extra over PPR-C pipework for the following</u></b>				
	<b><u>Bend/elbow</u></b>				
<b>E</b>	40 mm ditto	11	No.		
<b>F</b>	32 mm ditto	7	No.		
<b>G</b>	25 mm ditto	10	No.		
	<b>TOTAL EXTERNAL PLUMBING CARRIED TO SUMMARY</b>				

PROPOSED DEVELOPMENT OF MULOT, CHEBUNYO AND OLOLULUNGA FRESH PRODUCE MARKETS (ESP)

ITEM	DESCRIPTION	QTY	UNIT	RATE	AMOUNT
	<b><u>Tees</u></b>				
<b>A</b>	63mm diameter tee	1	No.		
<b>B</b>	40mm ditto	3	No.		
<b>C</b>	32mm ditto	1	No.		
<b>D</b>	25mm ditto	1	No.		
<b>E</b>	32 x 25mm diameter unequal tee	1	No.		
	<b><u>Reducers</u></b>				
<b>F</b>	63 x 32mm diameter reducer	1	No.		
<b>G</b>	40 x 25mm ditto	1	No.		
<b>H</b>	32 x 25mm ditto	1	No.		
	<b><u>Peglar Gate Valves</u></b>				
<b>I</b>	50mm diameter full way gate valve with wheel head and jointing to tubing as 'PEGLAR' or approved equivalent.	1	No.		
<b>J</b>	32mm ditto	3	No.		
<b>K</b>	32mm Non Return Valve	1	No.		
	<b><u>Unions</u></b>				
<b>L</b>	40mm -ditto-	6	No.		
	<b><u>Sockets</u></b>				
<b>M</b>	40mm diameter pipe socket	10	No.		
<b>N</b>	32mm diameter ditto	2	No.		
<b>P</b>	25mm diameter ditto	10	No.		
	<b><u>Transition fittings</u></b>				
<b>Q</b>	63mm x 2" transition fittings	2	No.		
<b>R</b>	40mm x 1 1/4" ditto	18	No.		
<b>S</b>	25mm x 1/2" ditto	3	No.		
	<b>TOTAL INTERNAL PLUMBING CARRIED TO COLLECTION</b>				

ITEM	DESCRIPTION	QTY	UNIT	RATE	AMOUNT
<b>A</b>	<p><b>WATER TANKS</b> Vertical close end plastic moulded tank of capacity 10,000litres.The tank to be assembled complete with cover and having screwed connections for inlet, outlet, overflow, 32mm medium pressure ball valve, drain pipes and any other necessary item for its proper functioning. The tank shall be mounted on a platform and shall be as ROTO Model or approved equivalent.</p>	2	No		
<b>B</b>	<p><b>Excavations</b> Excavate trench for pipe not exceeding 100mm diameter and not exceeding 700mm deep averaging 500mm deep part return fill, ram and part cart away</p>	100	Lm		
<b>C</b>	<p><b>Valve/Water Meter Chamber</b> Meter chamber size 450x450x600mm deep with 100mm concrete (1: 3: 6) base 50mm block sides rendered all round in cement and sand (1:4) and with approved hinged and flanged cast iron cover and frame including all necessary excavation, disposal and formwork.</p>	1	No.		
<b>D</b>	<p><b>Pipe Sleeves</b> 100mm diameter heavy duty PVC Class 41 pipe sleeves for crossing over pathways and driveways. The sleeves will be encased in 150mm concrete surround.</p>	40	Lm		
<b>Carried Forward to Collection</b>					

ITEM	DESCRIPTION	QTY	UNIT	RATE	AMOUNT
A	<b>Bulk and check Water Meters</b> 32mm bulk water meter as 'Kent' or equal and approved equivalent for the connection to the water main supply to site and include county charges.	1	No.		
B	<b>Water Booster Pumps</b> A set of automatic electrically driven booster pumps one duty and the other standby, capable of delivering 5 m <sup>3</sup> /hr against a head of 10m with as DAYLIFF DB4-40 or equal and equivalent. The pump shall be complete with 60litre pressure vessel, controls and control panel, electrical works including wiring and fitting from the isolator to pumps, control panel and float switches. and all necessary accessories required for proper and satisfactory operation complete with anti-vibration mounted platform.	1	Set		
C	<b>Testing and commissioning</b> Allow for sterilization of the cold water system, pressure testing and commissioning of the Plumbing installation.	SUM			
<b>Carried Forward to Collection</b>					
<b>COLLECTION</b>  Brought Forward from Page 1  Brought Down from Above 2					
<b>TOTAL ROOF TANKS CARRIED TO SUMMARY</b>					

PROPOSED DEVELOPMENT OF MULOT, CHEBUNYO AND OLOLULUNGA FRESH PRODUCE MARKETS (ESP)

ITEM	DESCRIPTION	QTY	UNIT	RATE	AMOUNT
	<b><u>SUMMARY</u></b>				
<b>A</b>	EXTERNAL PLUMBING				
<b>B</b>	INTERNAL PLUMBING				
<b>C</b>	WATER TANKS				
	<b>TOTAL WATER RETICULATION CARRIED TO MAIN SUMMARY</b>				

ITEM	DESCRIPTION	QTY	UNIT	RATE	AMOUNT
	<b>ELEMENT NO. 3: PORTABLE FIRE FIGHTING EQUIPMENT</b>				
	<b><u>PORTABLE FIRE FIGHTING EQUIPMENT</u></b> Supply, Deliver and install the following portable fire fighting equipment complete with initial charge and Pressure gauge including fixing wall brackets:				
	<b><u>CO<sub>2</sub> Gas Fire Extinguisher</u></b> 5kg dry CO <sub>2</sub> gas portable fire extinguisher complete, with squeeze grip operating head, and discharge nozzle, fully charged.	1	No.		
A					
	<b><u>Dry Chemical Powder Extinguisher</u></b> 9kg dry Chemical powder fire portable extinguisher complete, with squeeze grip operating head, and discharge nozzle, fully charged.	1	No.		
B					
	<b><u>Water/ CO<sub>2</sub>Extinguisher</u></b> 9 litres water/ CO <sub>2</sub> gas portable fire extinguishers complete with cap, washer, and siphon-tube CO <sub>2</sub> cartridge and flexible rubber hose nozzle fully charged.	1	No.		
C					
	<b><u>Manual Alarm bell</u></b> 22cm (9") wall mounted manual rotary alarm bell	1	No.		
D					
E	Fire exit signs	2	No.		
F	Fire instruction notices	2	No.		
	<b><u>Builder's works</u></b> Allow for all builders' works in connection with portable fire fighting equipment and installation	1	Item		
G					
	<b>TOTAL PORTABLE FIRE FIGHTING EQUIPMENT CARRIED TO MAINSUMMARY</b>				

ITEM	DESCRIPTION	AMOUNT
	<b><u>MAIN SUMMARY MECHANICAL INSTALLATIONS</u></b>	
<b>A</b>	SANITARY & PLUMBING	
<b>B</b>	WATER RETICULATION	
<b>C</b>	FIRE PORTABLES	
<b>TOTAL CARRIED TO BILL SUMMARY</b>		



		KSHS. CTS.
<b><u>PROPOSED DEVELOPMENT OF MULOT, CHEBUNYO AND OLOLULUNGA FRESH PRODUCE MARKETS (ESP)</u></b>		
<b><u>BILL NO. 2</u></b>		
<b><u>MULOT ESP MARKET</u></b>		
<b><u>BILL SUMMARY</u></b>		
1	MARKET SHED REHABILITATION	
2	ICT HUB/CRECHE BLOCK	
4	WATER TOWER	
5	SEPTIC TANK & SOAK PIT	
6	WASTE CUBICLE	
7	PAVING AND STORMWATER DRAINAGE	
8	FENCE AND GATE	
9	ELECTRICAL INSTALLATIONS	
10	MECHANICAL INSTALLATIONS	
<b>TOTAL</b>		
<b>MULOT ESP MARKET</b>		
<b>CARRIED TO GRAND SUMMARY</b>		

BILL NO. 3:

**CHEBUNYO ESP MARKET**

**BILL NO. 3: SECTION 1**

**MARKET SHED REHABILITATION**

PROPOSED DEVELOPMENT OF MULOT, CHEBUNYO AND OLOLULUNGA FRESH PRODUCE  
MARKETS (ESP)

ITEM	DESCRIPTION	QTY	UNIT	RATE	AMOUNT
	<b><u>SHED REHABILITATION</u></b>				
	<b><u>General Repairs</u></b>				
	<b><u>Demolitions</u></b>				
A	Carefully demolition trading platforms consisting of masonry wall approximately 1.5m high, timber/steel top platforms and doors, and dispose the arising material away from site	120	SM		
	<b><u>Floor Repairs</u></b>				
B	Carefully hack-off existing floor screed on concrete bed, including sides of concrete bed ready to receive new screed and dispose the arising material away from site	480	SM		
C	40mm thick floor screed in cement and sand (1:3) screed on hacked concrete bed, steel trowelled smooth to receive terrazzo	480	SM		
	<b><u>Terrazzo</u></b>				
	<u>Polished non-slip polished terrazzo paving consisting of Snowcrete and marble chippings (1:2) on cement and sand backing (1:3), coloured with cement stone No.1 colouring compound in proportions of 1:10, compound to cement; grinding and polishing as directed and approved by the project architect</u>				
D	15mm thick	480	SM		
	<b><u>Roof Repairs</u></b>				
E	Inspect roof covering and remove damaged iron sheets; all to project managers approval	24	SM		
F	Allow a sum for general repairs or steel structure elements, including but not limited to straightening purlins, rewelding broken or disjointed steel structure members, cutting to size, and the like; all to project manager's approval	1	SUM		
	<b>Total carried to collection</b>				

PROPOSED DEVELOPMENT OF MULOT, CHEBUNYO AND OLOLULUNGA FRESH PRODUCE  
MARKETS (ESP)

ITEM	DESCRIPTION	QTY	UNIT	RATE	AMOUNT
A	Replace removed roof covering as crimped IT5 Gauge 28 of dia. 10.5m or equal to the existing iron sheet, on z-purlins using U-bolts including nuts and washers as necessary	24	SM		
	<b><u>Rainwater Goods</u></b>				
B	Inspect existing metal gutter, including downpipe, swanneck and shoe, and metal brackets remove all damaged parts, all to project manager's approval	90	LM		
	<b><u>The following in G28 Galvanised mild steel</u></b>				
C	300x300mm box gutter fixed with and including 30x2mm flat gutter strips at 600mm centres	90	LM		
D	Extra over gutter for stopped end piece with 200x200mm square outlet	4	NO		
E	200x200mm downpipe fixed to steel column with and including mild steel straps at 600mm centres (4 No)	32	LM		
F	Extra over down pipe for swan neck	8	NO		
G	Extra over down pipe for water shoe	8	NO		
	<b><u>Prepare and apply one coat of calcium plumbate and two coats of gloss oil paint to:</u></b>				
H	General surfaces of metal gutters	68	SUM		
	<b>Total carried to collection</b>				
	<b><u>COLLECTION</u></b>				
J	Brought Forward from Page 2				
K	Brought Down from Above				
	<b>General Repairs Total carried to Summary</b>				

PROPOSED DEVELOPMENT OF MULOT, CHEBUNYO AND OLOLULUNGA FRESH PRODUCE  
MARKETS (ESP)

ITEM	DESCRIPTION	QTY	UNIT	RATE	AMOUNT
	<p><b><u>CANOPY (SHEDDING)</u></b></p> <p><b><u>Steel Superstructure</u></b>  <i><u>The following steel members, prefabricated and installed complete with one coat manufacturer's prime:</u></i></p> <p><i><u>The following steel members welded and bolted in accordance with the fabricator's shop drawings to the Engineer's approval; primed with one coat primer before fixing:</u></i></p>				
A	50x50x2.0mm thick SHS upper and top and bottom chords	301	KG		
B	40x40x2.0mm thick infills	98	KG		
C	Ditto but purlins	287	KG		
	<p><b><u>Translucent Sheets</u></b></p>				
D	Corrugated clear sheets, including fixing screws, caps and washers on steel metal runners	100	SM		
	<p><b>TOTAL CANOPY SHEDDING CARRIED TO SUMMARY</b></p>				



**PROPOSED DEVELOPMENT OF MULOT, CHEBUNYO AND OLOLULUNGA FRESH PRODUCE  
MARKETS (ESP)**

**BILL NO. 3: SECTION 2**

**MARKET SHED**



**PROPOSED DEVELOPMENT OF MULOT, CHEBUNYO AND OLOLULUNGA FRESH PRODUCE  
MARKETS (ESP)**

<b>ITEM</b>	<b>DESCRIPTION</b>	<b>QTY</b>	<b>UNIT</b>	<b>RATE</b>	<b>AMOUNT</b>
	<b><u>TYPICAL SHED</u></b>				
	<b><u>SUBSTRUCTURE [PROVISIONAL]</u></b>				
<b>A</b>	Clear site of all vegetation, bushes or scrubs, undergrowth or the like, grub up their roots and clear/burn arising debris	550	<b>SM</b>		
	<b><u>EXCAVATION AND EARTHWORK</u></b>				
<b>B</b>	Bulk Excavation in black cotton soil n.e 1.5m deep and cart away all excavated materials away from site	825	<b>CM</b>		
<b>C</b>	Excavate for strip foundation not exceeding 1.5m deep from reduced level	25	<b>CM</b>		
<b>D</b>	Excavate for column bases not exceeding 1.50 metres deep from reduced level	13	<b>CM</b>		
<b>E</b>	Extra over all kinds of excavations for excavations in rock	83	<b>CM</b>		
<b>F</b>	Return, fill and ram selected excavated materials around foundations	625	<b>CM</b>		
<b>G</b>	Load and cart away surplus excavated materials from site	863	<b>CM</b>		
	<b><u>PLANKING AND STRUTTING</u></b>				
<b>H</b>	Allow for planking and strutting to uphold sides of excavations as required	ITEM			
	<b>Carried to Collection</b>				

**PROPOSED DEVELOPMENT OF MULOT, CHEBUNYO AND OLOLULUNGA FRESH PRODUCE  
MARKETS (ESP)**

<b>ITEM</b>	<b>DESCRIPTION</b>	<b>QTY</b>	<b>UNIT</b>	<b>RATE</b>	<b>AMOUNT</b>
	<b><u>DISPOSAL OF WATER</u></b>				
<b>A</b>	Allow for keeping all excavations free of water	ITEM			
	<b><u>HARDCORE OR THE LIKE</u></b>				
<b>B</b>	300mm thick approved hardcore fill well packed and compacted in layers not exceeding 150mm thick	505	<b>SM</b>		
<b>C</b>	50mm Thick Quarry dust blinding to the surface of hardcore; rolled smooth to receive polythene sheeting(m.s)	505	<b>SM</b>		
	<b><u>ANTI-TERMITE TREATMENT</u></b>				
<b>D</b>	Treat surface of murrum with gladiator TC or any other equal and approved antitermite treatment applied in accordance with the manufacturer's printed instructions	505	<b>SM</b>		
	<b><u>CONCRETE WORK</u></b>				
	<b><u>Plain insitu concrete; class 15/20 (1:3:6 mix); using ordinary portland cement in:</u></b>				
<b>E</b>	50mm thick blinding under Column bases	26	<b>SM</b>		
<b>F</b>	50mm thick blinding under strip foundation	50	<b>SM</b>		
	<b>Carried to Collection</b>				

**PROPOSED DEVELOPMENT OF MULOT, CHEBUNYO AND OLOLULUNGA FRESH PRODUCE  
MARKETS (ESP)**

ITEM	DESCRIPTION	QTY	UNIT	RATE	AMOUNT
	<b><u>Reinforced vibrated insitu concrete; class 20/20 (1:2:4 mix); using ordinary portland cement in:</u></b>				
<b>A</b>	Column bases	8	<b>CM</b>		
<b>B</b>	Stub columns	3	<b>CM</b>		
<b>C</b>	Strip foundation footing	10	<b>CM</b>		
<b>D</b>	150mm thick floor bed	528	<b>SM</b>		
	<b><u>Damp Proof Membrane</u></b>				
<b>E</b>	500mm Gauge polythene or other equal and approved plastic sheet damp proof membrane laid over blinding(measured nett - allow for laps)(also extended to the ramp)	505	<b>SM</b>		
	<b><u>FORMWORK</u></b>				
	<u>Sawn Formwork to:</u>				
<b>F</b>	Vertical sides of column bases	26	<b>SM</b>		
<b>G</b>	Vertical sides of stub columns	6	<b>SM</b>		
<b>H</b>	Vertical sides of strip footing	33	<b>SM</b>		
<b>J</b>	Edges of slab over 75mm but not exceeding 150mm thick	107	<b>LM</b>		
	<b>Carried to Collection</b>				

**PROPOSED DEVELOPMENT OF MULOT, CHEBUNYO AND OLOLULUNGA FRESH PRODUCE  
MARKETS (ESP)**

ITEM	DESCRIPTION	QTY	UNIT	RATE	AMOUNT
	<b><u>REINFORCEMENT</u></b>				
	<b><i><u>High tensile round ribbed mild steel reinforcement bars to B.S. 4461, including spacer blocks, cutting, tying and bending</u></i></b>				
<b>A</b>	Assorted Reinforcement bars in column bases	800	<b>KG</b>		
<b>B</b>	Ditto in stub columns	300	<b>KG</b>		
<b>C</b>	Ditto in Strip Footing	1,000	<b>KG</b>		
	<b><i><u>Fabric; reference A142 mesh; 200 x 200 mm; weighing 2.22 kg per square metre; B.S. 4483; including 400 mm laps, bends, tying wire and spacer blocks</u></i></b>				
<b>D</b>	In floor bed	528	<b>SM</b>		
	<b><u>FOUNDATION WALLING</u></b>				
	<b><i><u>Load bearing natural stone walling: bedded and jointed in cement and sand (1:4) mortar</u></i></b>				
<b>E</b>	200mm thick foundation stones	187	<b>SM</b>		
	<b>Carried to Collection</b>				

**PROPOSED DEVELOPMENT OF MULOT, CHEBUNYO AND OLOLULUNGA FRESH PRODUCE  
MARKETS (ESP)**

ITEM	DESCRIPTION	QTY	UNIT	RATE	AMOUNT
	<b><u>COLLECTION</u></b>				
<b>A</b>	Page No. 2				
<b>B</b>	Page No. 3				
<b>C</b>	Page No. 4				
<b>D</b>	Page No. 5				
	<b>Substructure Carried to Summary</b>				

**PROPOSED DEVELOPMENT OF MULOT, CHEBUNYO AND OLOLULUNGA FRESH PRODUCE  
MARKETS (ESP)**

ITEM	DESCRIPTION	QTY	UNIT	RATE	AMOUNT
	<b><u>STEEL SUPERSTRUCTURE</u></b>				
	<b><u>100 x 100 x 4mm thick SHS steel column with 250x250x6mm thick steel plates(m/s) welded at top and bottom,4 No. holes drilled into each plate, bottom bolted to steel stud column</u></b>				
<b>A</b>	Column 4000mm high	18	<b>NO</b>		
	<b><u>Fittings</u></b>				
<b>B</b>	250x250x6mm gusset plate with 4 NO. holes to receive bolts	18	<b>NO</b>		
<b>C</b>	12mm diameter 50mm long bolts with head,nut and washer	72	<b>NO</b>		
	<b><u>Painting</u></b>				
	<b><u>Prepare and apply one coat lead oxide primer on:</u></b>				
<b>D</b>	General surfaces of metal	29	<b>SM</b>		
	<b><u>Prepare and apply three coats gloss oil paint on :</u></b>				
<b>E</b>	General surfaces of metal	29	<b>SM</b>		
	<b>Steel Superstructure carried to Summary</b>				

**PROPOSED DEVELOPMENT OF MULOT, CHEBUNYO AND OLOLULUNGA FRESH PRODUCE  
MARKETS (ESP)**

<b>ITEM</b>	<b>DESCRIPTION</b>	<b>QTY</b>	<b>UNIT</b>	<b>RATE</b>	<b>AMOUNT</b>
	<b><u>ROOF CONSTRUCTION AND RAINWATER DISPOSAL</u></b>				
	<b><u>STEEL TRUSSES</u></b>				
	<i><u>The following in 7 No. Trusses welded and bolted in accordance with the fabricator's shop drawings to the Engineer's approval</u></i>				
	<b><u>Truss 1</u></b>				
<b>A</b>	76.1 x 3.25mm dia. CHS upper chord	97	<b>LM</b>		
<b>B</b>	76.1 x 3.25mm dia. CHS lower chord	97	<b>LM</b>		
<b>C</b>	48.3 x 2.9mm dia. CHS infills	244	<b>LM</b>		
<b>D</b>	50 x 50 x 4mm SHS angle bracing	90	<b>LM</b>		
<b>E</b>	12mm diameter anti- sag rods	90	<b>LM</b>		
<b>E</b>	60 x 60 x 4mm SHS tie beam	106	<b>LM</b>		
	<b><u>Truss 2</u></b>				
<b>F</b>	76.1 x 3.25mm dia. CHS upper chord	56	<b>LM</b>		
<b>G</b>	50 x 50 x 3mm SHS connectors	81	<b>LM</b>		
<b>H</b>	100 x 50 x 3mm RHS rafter beam	73	<b>LM</b>		
<b>J</b>	250 x 385 x 2.5mm flashing	28	<b>LM</b>		
<b>K</b>	12mm diameter anti- sag rods	28	<b>LM</b>		
	<b>Total carried to collection</b>				

**PROPOSED DEVELOPMENT OF MULOT, CHEBUNYO AND OLOLULUNGA FRESH PRODUCE  
MARKETS (ESP)**

ITEM	DESCRIPTION	QTY	UNIT	RATE	AMOUNT
<b>A</b>	<b><u>Fittings</u></b> 200x200x6mm gusset plate with 4 NO. holes to receive bolts	144	<b>NO</b>		
<b>B</b>	12mm diameter 50mm long bolts with head,nut and washer	144	<b>NO</b>		
<b>C</b>	<b><u>Purlins</u></b> 125x50x20x2mm thick steel Z-purlin	560	<b>LM</b>		
<b>D</b>	<b><u>Roof covering</u></b> IT5 gauge 28 resincot prepainted Galvanized corrugated crimped Iron sheets 10.80 metres radius fixed with and including U-bolts cups and washers on steel purlins	950	<b>SM</b>		
<b><u>RAINWATER GOODS</u></b>					
<b><u>The following in G28 Galvanised mild steel</u></b>					
<b>E</b>	200x200mm box gutter fixed with and including 30x2mm flat gutter strips at 600mm centres	80	<b>LM</b>		
<b>F</b>	Extra over gutter for stopped end piece with 200x200mm square outlet	4	<b>NO</b>		
<b>G</b>	200x200mm downpipe fixed to steel column with and including mild steel straps at 600mm centres (4 No)	32	<b>LM</b>		
<b>H</b>	Extra over down pipe for swan neck	8	<b>NO</b>		
<b>J</b>	Extra over down pipe for water shoe	8	<b>NO</b>		
<b>Total carried to collection</b>					



**PROPOSED DEVELOPMENT OF MULOT, CHEBUNYO AND OLOLULUNGA FRESH PRODUCE  
MARKETS (ESP)**

<b>ITEM</b>	<b>DESCRIPTION</b>	<b>QTY</b>	<b>UNIT</b>	<b>RATE</b>	<b>AMOUNT</b>
	<b><u>Painting</u></b>				
	<b><u>Prepare and apply one coat of calcium plumbate and two coats of gloss oil paint to:</u></b>				
<b>A</b>	General surfaces of metal gutters	48	<b>SM</b>		
<b>B</b>	Ditto down pipes	26	<b>SM</b>		
	<b>Total carried to collection</b>				
	<b><u>COLLECTION</u></b>				
<b>C</b>	Brought forward from page 8				
<b>D</b>	Brought Forward from Page 9				
<b>E</b>	Brought forward from page above				
	<b>ROOFWORK TOTAL TO SUMMARY</b>				

**PROPOSED DEVELOPMENT OF MULOT, CHEBUNYO AND OLOLULUNGA FRESH PRODUCE  
MARKETS (ESP)**

ITEM	DESCRIPTION	QTY	UNIT	RATE	AMOUNT
	<b><u>Floor finishes</u></b>				
	<b><u>Floor finishes</u></b>				
<b>A</b>	40mm thick floor screed in cement and sand (1:3) screed on hacked concrete bed, steel trowelled smooth to receive terrazzo	528	<b>SM</b>		
<b>B</b>	Ditto edges of slab	107	<b>LM</b>		
	<b><u>Terrazzo</u></b>				
	<u>Polished non-slip polished terrazzo paving consisting of Snowcrete and marble chippings (1:2) on cement and sand backing (1:3), coloured with cement stone No.1 colouring compound in proportions of 1:10, compound to cement; grinding and polishing as directed and approved by the project architect</u>				
<b>C</b>	15mm thick	528	<b>SM</b>		
<b>D</b>	Ditto to edges of slab	107	<b>LM</b>		
	<b>Finishes carried to Summary</b>				
	<b><u>BILL SUMMARY: MARKET SHED</u></b>				
<b>E</b>	Substructure				
<b>F</b>	Steel Superstructure				
<b>G</b>	Roofwork				
<b>H</b>	Floor Finishes				
	<b>Total for 1No. Market shed</b>				

**BILL NO. 3: SECTION 3**

**ABLUTION BLOCK**

PROPOSED DEVELOPMENT OF MULOT, CHEBUNYO AND OLOLULUNGA FRESH PRODUCE MARKETS (ESP)

ITEM	DESCRIPTION	QTY	UNIT	RATE	AMOUNT (KES)
	<b><u>ABLUTION BLOCK</u></b>				
	<b><u>SUBSTRUCTURE [PROVISIONAL]</u></b>				
	<b><u>SITE PREPARATION</u></b>				
A	Clear site of all vegetation, bushes or scrubs, grub up their roots and clear/burn arising debris	66	SM		
B	Bulk Excavation in black cotton soil and cart away all excavated materials away from site	80	CM		
C	Excavate to reduce levels, not exceeding 1500mm deep	30	CM		
	<b><u>EXCAVATION AND EARTHWORK</u></b>				
D	Excavate trenches for foundation strip footings commencing at stripped level, not exceeding 1.50 metres deep.	23	CM		
E	Return, fill and ram selected excavated materials around foundations	45	CM		
F	Load and cart away surplus excavated materials from site	11	CM		
G	Extra over all kinds of excavation for excavation in rock	10	CM		
	<b><u>PLANKING AND STRUTTING AND DISPOSAL</u></b>				
H	Allow for supporting sides of excavations to preventing from collapsing into excavation bottoms		ITEM		
J	Allow for keeping all excavations free of water		ITEM		
	<b><u>HARDCORE OR THE LIKE</u></b>				
K	300mm thick approved hardcore fill well packed and compacted in layers not exceeding 150mm thick	66	SM		
	<b>Carried to Collection</b>				

PROPOSED DEVELOPMENT OF MULOT, CHEBUNYO AND OLOLULUNGA FRESH PRODUCE MARKETS (ESP)

ITEM	DESCRIPTION	QTY	UNIT	RATE	AMOUNT (KES)
A	50mm thick quarry dust blinding on surfaces of hardcore	66	SM		
	<b><u>ANTI-TERMITE TREATMENT</u></b>				
B	Chemical anti-termite treatment executed completed by an approved specialist under a ten year guarantee to: Surfaces of filling	66	SM		
	<b><u>CONCRETE WORK</u></b>				
C	Plain insitu concrete; class 15/20 (1:3:6 mix); using ordinary portland cement in: 50mm thick blinding under foundation strip footing	27	SM		
	<u>Reinforced vibrated insitu concrete; class 20/20 (1:2:4 mix) using ordinary portland cement in:</u>				
D	Foundation strip footings	5	CM		
E	Steps	2	CM		
F	150mm thick floor bed	66	SM		
	<b><u>FORMWORK</u></b>				
	<u>Sawn softwood Formwork to:</u>				
G	Vertical sides of strip footings	18	SM		
H	Edges of slab over 75mm but not exceeding 150mm thick	37	LM		
	<b><u>REINFORCEMENT</u></b>				
	<u>Reinforcement in different sizes. High yield square twisted bars or ribbed reinforcement to KS573:2005 Kenya standard specification for cold worked high yield steel bars for reinforcement of concrete bars for reinforcement ( or other equal and approved) with and including tying wire, distance blocks and ordinary spacers, all necessary cutting, bending and laying. The rate shall be deemed to include the binding wire and the spacer block</u>				
J	Assorted reinforcement bars in strip footing	180	KG		
	<b>Carried to Collection</b>				

PROPOSED DEVELOPMENT OF MULOT, CHEBUNYO AND OLOLULUNGA FRESH PRODUCE MARKETS (ESP)

ITEM	DESCRIPTION	QTY	UNIT	RATE	AMOUNT (KES)
A	Fabric; reference A142 mesh; 200 x 200 mm; weighing 2.22 kg per square metre; B.S. 4483; including 400 mm laps, bends, tying wire and spacer blocks; In floor bed or steps	66	SM		
	<b><u>FOUNDATION WALLING</u></b>				
	<u>Load bearing natural stone walling: bedded and jointed in cement and sand (1:4) mortar</u>				
B	200mm thick walls	22	SM		
	<u>Polythene sheeting; 500 gauge; 150 mm laps; laid on:</u>				
C	Surfaces of hardcore filling to receive concrete	66	SM		
	<b><u>PLINTH FINISHES</u></b>				
D	Cement and sand (1:4) render 20mm thick to plinths	11	SM		
	<b><u>PAINTING AND DECORATING</u></b>				
	<u>Prepare and apply three coats black bituminous paint to:</u>				
E	Rendered surfaces	11	SM		
	<b>Carried to Collection</b>				
	<b><u>COLLECTION</u></b>				
F	Brought Forward From Page 1				
G	Brought Forward From Page 2				
H	Brought Down From Above				
	<b>Substructure Total Carried to Summary</b>				

PROPOSED DEVELOPMENT OF MULOT, CHEBUNYO AND OLOLULUNGA FRESH PRODUCE MARKETS (ESP)

ITEM	DESCRIPTION	QTY	UNIT	RATE	AMOUNT (KES)
	<b><u>SUPERSTRUCTURE WORK</u></b>				
	<b><u>EXTERNAL WALLING</u></b>				
	<u>Natural / quarry blue or grey stone smooth chisel dressed walling bedded, bonded and jointed in cement, sand (1:3) mortar reinforced as necessary with hoop irons at every alternate course</u>				
A	200mm thick walling, including horizontal key-pointing to approval	69	SM		
	<b><u>INTERNAL WALLING</u></b>				
	<u>Machine cut "Ndarugo" or equal and approved quarry stone walling bedded, bonded and jointed in cement, sand (1:3) mortar reinforced as necessary with hoop iron at every alternate course</u>				
B	200mm thick walling	34	SM		
C	100mm thick walling	22	SM		
	<b><u>DAMP PROOF COURSES</u></b>				
	<u>B.S 743; type A; bitumen hessian base; 150 mm laps; under walls; including levelling bed with cement mortar (1:4) C</u>				
D	200mm wide	45	LM		
E	100mm wide	11	LM		
	<b><u>RINGBEAM</u></b>				
	<u>In situ concrete class 25 vibrated and reinforced as described in:</u>				
F	Beams	3	CM		
	<b>Carried to Collection</b>				

ITEM	DESCRIPTION	QTY	UNIT	RATE	AMOUNT (KES)
	<b><u>REINFORCEMENT</u></b>				
	<u>High yield square twisted bars or ribbed reinforcement to KS573:2005 Kenya standard specification for cold worked high yield steel bars for reinforcement of concrete bars for reinforcement ( or other equal and approved) The rate shall be deemed to include binding wire and spacer blocks used</u>				
A	Assorted bars in Beams	305	KG		
	<b><u>FORMWORK</u></b>				
	<u>Sawn softwood formwork to:</u>				
B	Sides and soffits of beams	26	SM		
	<b>Carried to Collection</b>				
	<b><u>COLLECTION</u></b>				
C	Brought Forward From Page No. 4				
D	Brought Forward from Above				
	<b>Superstructure Total carried to Summary</b>				



PROPOSED DEVELOPMENT OF MULOT, CHEBUNYO AND OLOLULUNGA FRESH PRODUCE MARKETS (ESP)

ITEM	DESCRIPTION	QTY	UNIT	RATE	AMOUNT (KES)
	<b><u>ROOF AND RAINWATER DISPOSAL (PROVISIONAL)</u></b>				
	<b><u>ROOF COVERINGS</u></b>				
<b>A</b>	Prepainted GI and Aluzinc Metal roofing as BP760 Pre-painted Box profiled sheets or other equivalent and approved gauge 26	88	<b>SM</b>		
	<u>Roofing accessories</u>				
<b>B</b>	300mm girth ridge capping to match roofing sheets nailed to the timber purlins	25	<b>LM</b>		
	<b><u>ROOF STRUCTURE</u></b>				
	<u>All structural roof timber to be treated general grade sawn cypress to approval</u>				
<b>C</b>	150x50mm Rafters	52	<b>LM</b>		
<b>D</b>	150x50mm Tie beams	48	<b>LM</b>		
<b>E</b>	100x50mm struts and ties	54	<b>LM</b>		
<b>F</b>	100x50mm Purlins	28	<b>LM</b>		
<b>G</b>	100x50mm Wall plate	36	<b>LM</b>		
	<b><u>JOINERY</u></b>				
	<u>Treated wrot cypress (prime grade)</u>				
	<u>50 x 25mm thick eaves vent battens nailed at 300mm centres with galvanised nails including 50 x 50mm brandering at 500mm centres and coffee tray mesh; 25 x 12mm beading to edges</u>				
<b>H</b>	Horizontal suspended eaves boarding	16	<b>SM</b>		
<b>J</b>	250 x 25 mm fascia and barge board	37	<b>LM</b>		
	<b>Carried to Collection</b>				

PROPOSED DEVELOPMENT OF MULOT, CHEBUNYO AND OLOLULUNGA FRESH PRODUCE MARKETS (ESP)

ITEM	DESCRIPTION	QTY	UNIT	RATE	AMOUNT (KES)
	<u>Gauge 24 galvanized mild steel</u>				
A	150mm x 150mm (450mm girth) gutter fixed with and including approved mild steel brackets screwed onto fascia board (m/s) at 1000mm centres	17	LM		
B	150 x 150mm box-profile downpipe fixed with and including approved mild steel holder bats screwed onto masonry or concrete	12	LM		
	<b><u>RAIN-WATER GOODS (PROVISIONAL)</u></b>				
C	Extra over ditto for swan neck projection with 600mm offset	4	NO		
D	Ditto for bend	4	NO		
E	Ditto horse shoe projection with 350mm offset	4	NO		
F	Ditto gutter outlets	4	NO		
G	Ditto stopped ends	4	NO		
	<b><u>PAINTING AND DECORATING</u></b>				
	<u>Prepare and apply one coat primer, one undercoat and two coats acrylic paint on woodwork</u>				
H	General surfaces	10	SM		
J	Surfaces over 100mm but not exceeding 200mm girth	37	LM		
	<b>Carried to Collection</b>				

PROPOSED DEVELOPMENT OF MULOT, CHEBUNYO AND OLOLULUNGA FRESH PRODUCE MARKETS (ESP)

ITEM	DESCRIPTION	QTY	UNIT	RATE	AMOUNT (KES)
	<p><b><u>COLLECTION</u></b></p> <p><b>A</b> Brought Forward frrom Page 6</p> <p><b>B</b> Brought forward from Page No. 7</p>				
	<p><b>Roof and Rainwater disposal carried to Summary</b></p>				

ITEM	DESCRIPTION	QTY	UNIT	RATE	AMOUNT (KES)
	<b>DOORS</b>				
	<b>STEEL CASEMENT DOORS</b>				
	<u>Supply and fix the following purpose made mild steel doors: Standard door complete with hinges, permanent vent with mosquito gauze and sheet metal hood etc assembled and fixed to opening including cutting and pinning lugs to concrete or blockwork surround and bedding frame in cement and sand mortar (1:4) (Grille, 3 lever "Union" or approved equivalent steel lock and Glazing included )</u>				
A	Door overall size 900x2100mm high (Entrance doors) 45mm Thick semi-solid core flush doors faced both sides with mahogany veneer, lipped all round with softwood	2	NO		
B	Flush Door overall size 900mm wide x 2100 mm high complete with polishing and appropriate clear lacquer all done to the satisfaction of the Architect	6	NO		
C	Ditto but with double action hinges swing both ways (PWD)	2	NO		
	<b><u>Frames</u></b>				
	<u>Wrot cypress selected and kept clean; including approved painting to:</u>				
D	150 x 50mm frame with two labours; 25mm thick quadrant; 40mm wide x 12mm thick architrave; priming with aluminium paint; Prepare and apply 3 coats of approved lacquer to exposed timber surface.	46	LM		
	<b>Carried to Collection</b>				

PROPOSED DEVELOPMENT OF MULOT, CHEBUNYO AND OLOLULUNGA FRESH PRODUCE MARKETS (ESP)

ITEM	DESCRIPTION	QTY	UNIT	RATE	AMOUNT (KES)
	<b><u>IRONMONGERY</u></b>				
	<u>Matt finish heavy duty polished brass ironmongery as per Union Catalogue or other equal and approved, complete with matching screws and accessories, including preparation of sample board and catalogue to be delivered to the Architects office for inspection and collection of the sample board thereafter.</u>				
<b>A</b>	100mm steel butt hinges with screws Union Catalogue or other equal and approved	12	<b>PAIRS</b>		
<b>B</b>	3-lever mortice lock Union complete with aluminium lever handles - equal and approved	8	<b>NO</b>		
<b>C</b>	Rubber door stop fixed to concrete floor,or masonry walling with and including rawl bolt - Union Catalogue.or other equal and approved	10	<b>NO</b>		
	<b>Doors Total carried to summary</b>				

ITEM	DESCRIPTION	QTY	UNIT	RATE	AMOUNT (KES)
	<b><u>WINDOWS</u></b>				
	<b><u>MILD STEEL WINDOW FRAMES</u></b>				
	<u>Supply &amp; fix the following purpose made steel casement window fabricated from standard sections complete with frames, mullions and transomes including all necessary locking and window stays, screws and nuts once shop primed before delivery to site</u>				
A	Steel casement window size 2400 x 600mm high	2	NO		
B	Steel casement window size 900 x 600mm high	4	NO		
	<b><u>GLAZING</u></b>				
	<u>5mm obscured sheet glass and glazing to metal windows including fixing with approved putty</u>				
C	In panes not exceeding 0.10 square metres	4	SM		
	<b><u>PAINTING AND DECORATING</u></b>				
D	Touch up primer, prepare and apply two undercoats and one finishing coat gloss paint on metal work General surfaces of mild steel windows( both sides)	8	SM		
	<b><u>WINDOW CILL</u></b>				
E	150 x 45mm thick precast concrete window cill throated and bedded in cement and sand (1:3) mortar to racked external wall window cill: building ends to window jamb	10	LM		
	<b>Windows Total carried to summary</b>				

ITEM	DESCRIPTION	QTY	UNIT	RATE	AMOUNT (KES)
	<b><u>WALL FINISHES</u></b>				
	<b><u>EXTERNAL WALL FINISHES</u></b>				
A	20mm half-round key pointing in cement and sand (1:2); complete with painting in key joints with black bituminous paint; all to architects satisfaction	69	SM		
B	12mm thick cement and sand (1:3) render with wood float finish to ring beam	26	SM		
	<u>Prepare and apply one undercoat and two finishing coats first quality plastic emulsion paint to:</u>				
C	Rendered concrete or keyed surfaces, externally	95	SM		
	<b><u>INTERNAL WALL FINISHES</u></b>				
D	12mm (minimum) cement sand (1:3) render to receive ceramic tiles in toilet units	83	SM		
	<u>12mm (minimum) two-coat lime plaster, with steel trowelled finish including anticracking mesh or gauze where necessary to joints on walls, beams, columns as described to:</u>				
E	Stone walls	130	SM		
	<b><u>CERAMIC WALL TILING</u></b>				
	<u>Supply and fix approved coloured ceramic wall tiles including bedding in cement grout and pointing with coloured grout complete with pvc corner pieces</u>				
F	Walls in washrooms	60	SM		
	<b><u>PAINTING AND DECORATING</u></b>				
	<u>Prepare and apply three (3) coats of silk vinyl matt emulsion paint or other and approved in:</u>				
G	Plastered walls surfaces	130	SM		
	<b>Wall Finishes Total carried to summary</b>				

ITEM	DESCRIPTION	QTY	UNIT	RATE	AMOUNT (KES)
	<b><u>FLOOR FINISHES</u></b>				
	<b><u>SCREED</u></b>				
	<u>In situ cement and sand (1:3) screeded beds with necessary balancing for different floor finishes</u>				
A	32mm thick wood float screed to receive non slip ceramic tiles flooring	55	SM		
	<b><u>NON SLIP CERAMIC TILING</u></b>				
	<u>Supply and fix 10mm thick approved first quality non slip ceramic floor tiles including bedding, bonding, jointing with cement grout pointing in stained cement laying to falls where necessary</u>				
B	300 x 300mm rustic ceramic floor tiles to bathrooms and kitchen.	50	SM		
	<b><u>SKIRTING</u></b>				
C	150 high x 25mm thick ceramic skirting including bedding, bonding, jointing with cement grout pointing in stained cement laying to falls where necessary	70	LM		
	<b><u>RAMP</u></b>				
D	Allow a sum for provision of concrete ramp consisting of 150mm thick concrete bed on 1000 gauge damp proof membrane and 300mm thick hardcore blinded with 50mm thick quarry dust; including excavations as necessary at entrance of ablution block approx 2 SM as per architects specifications		SUM		
	<b>Floor finishes Total carried to Summary</b>				



PROPOSED DEVELOPMENT OF MULOT, CHEBUNYO AND OLOLULUNGA FRESH PRODUCE MARKETS (ESP)

ITEM	DESCRIPTION	QTY	UNIT	RATE	AMOUNT (KES)
<b>BILL SUMMARY: ABLUTION BLOCK</b>					
A	Substructure				
B	Superstructure				
D	Roof and Rainwater Disposal				
E	Doors				
F	Windows				
G	Wall finishes				
H	Floor Finishes				
<b>TOTAL FOR ABLUTION BLOCK CARRIED TO BILL SUMMARY</b>					

PROPOSED DEVELOPMENT OF MULOT, CHEBUNYO AND OLOLULUNGA FRESH PRODUCE  
MARKETS (ESP)

**BILL NO. 3: SECTION 4**

**ICT HUB & CRECHE BLOCK**

PROPOSED DEVELOPMENT OF MULOT, CHEBUNYO AND OLOLULUNGA FRESH PRODUCE  
MARKETS (ESP)

ITEM	DESCRIPTION	QTY	UNIT	RATE	AMOUNT (KES)
	<b><u>OFFICE BLOCK</u></b>				
	<b><u>SUBSTRUCTURE [PROVISIONAL]</u></b>				
	<b><u>SITE PREPARATION</u></b>				
<b>A</b>	Clear site of all vegetation, bushes or scrubs, grub up their roots and clear/burn arising debris	76	<b>SM</b>		
<b>B</b>	Bulk Excavation in black cotton soil and cart away all excavated materials away from site	113	<b>CM</b>		
	<b><u>EXCAVATION AND EARTHWORK</u></b>				
<b>C</b>	Excavate trenches for foundation strip footings commencing at stripped level, not exceeding 1.50 metres deep.	21	<b>CM</b>		
<b>D</b>	Ditto but for column bases	9	<b>CM</b>		
<b>E</b>	Return, fill and ram selected excavated materials around foundations	45	<b>CM</b>		
<b>F</b>	Load and cart away surplus excavated materials from site	11	<b>CM</b>		
	<b><u>PLANKING AND STRUTTING AND DISPOSAL</u></b>				
<b>G</b>	Allow for planking and strutting to uphold sides of excavations as required		<b>ITEM</b>		
<b>H</b>	Allow for keeping all excavations free of water		<b>ITEM</b>		
	<b><u>HARDCORE OR THE LIKE</u></b>				
<b>J</b>	300mm thick approved hardcore fill well packed and compacted in layers not exceeding 150mm thick	47	<b>SM</b>		
<b>K</b>	50mm thick quarry dust blinding on surfaces of hardcore	47	<b>SM</b>		
	<b>Carried to Collection</b>				

PROPOSED DEVELOPMENT OF MULOT, CHEBUNYO AND OLOLULUNGA FRESH PRODUCE  
MARKETS (ESP)

ITEM	DESCRIPTION	QTY	UNIT	RATE	AMOUNT (KES)
	<b><u>ANTI-TERMITE TREATMENT</u></b>				
<b>A</b>	Chemical anti-termite treatment executed completed by an approved specialist under a ten year guarantee to: Surfaces of filling	47	<b>SM</b>		
	<b><u>CONCRETE WORK</u></b>				
<b>B</b>	Plain insitu concrete; class 15/20 (1:3:6 mix); using ordinary portland cement in: 50mm thick blinding under foundation strip footing	21	<b>SM</b>		
<b>C</b>	Ditto to column bases	9	<b>SM</b>		
	<b><u>Reinforced vibrated insitu concrete; class 20/20 (1:2:4 mix) using ordinary portland cement in:</u></b>				
<b>D</b>	Foundation strip footings	5	<b>CM</b>		
<b>E</b>	Column bases	3	<b>CM</b>		
<b>F</b>	Columns	1	<b>CM</b>		
<b>G</b>	150mm thick floor bed	57	<b>SM</b>		
	<b><u>FORMWORK</u></b>				
	<b><u>Sawn softwood Formwork to:</u></b>				
<b>H</b>	Vertical sides of strip footings	14	<b>SM</b>		
<b>J</b>	Edges of slab over 75mm but not exceeding 150mm thick	37	<b>LM</b>		
<b>K</b>	Vertical sides of column bases	9	<b>SM</b>		
<b>L</b>	Vertical sides of columns	8	<b>SM</b>		
	<b>Carried to Collection</b>				

PROPOSED DEVELOPMENT OF MULOT, CHEBUNYO AND OLOLULUNGA FRESH PRODUCE  
MARKETS (ESP)

ITEM	DESCRIPTION	QTY	UNIT	RATE	AMOUNT (KES)
	<b><u>REINFORCEMENT</u></b>				
	<i><u>Reinforcement in different sizes. High yield square twisted bars or ribbed reinforcement to KS573:2005 Kenya standard specification for cold worked high yield steel bars for reinforcement of concrete bars for reinforcement ( or other equal and approved) with and including tying wire, distance blocks and ordinary spacers, all necessary cutting, bending and laying. The rate shall be deemed to include the binding wire and the spacer block</u></i>				
<b>A</b>	Assorted reinforcement bars in strip footing	500	<b>KG</b>		
<b>B</b>	Ditto in column bases	300	<b>KG</b>		
<b>C</b>	Ditto in columns	110	<b>KG</b>		
<b>D</b>	Fabric; reference A142 mesh; 200 x 200 mm; weighing 2.22 kg per square metre; B.S. 4483; including 400 mm laps, bends, tying wire and spacer blocks In floor bed or steps	57	<b>SM</b>		
	<b><u>FOUNDATION WALLING</u></b>				
	<i><u>Load bearing natural stone walling: bedded and jointed in cement and sand (1:4) mortar</u></i>				
<b>E</b>	200mm thick walls	79	<b>SM</b>		
	<i><u>Polythene sheeting; 500 gauge; 150 mm laps; laid on:</u></i>				
<b>F</b>	Surfaces of hardcore filling to receive concrete	47	<b>SM</b>		
	<b><u>PLINTH FINISHES</u></b>				
<b>G</b>	Cement and sand (1:4) render 20mm thick to plinths	16	<b>SM</b>		
	<b>Carried to Collection</b>				

PROPOSED DEVELOPMENT OF MULOT, CHEBUNYO AND OLOLULUNGA FRESH PRODUCE  
MARKETS (ESP)

ITEM	DESCRIPTION	QTY	UNIT	RATE	AMOUNT (KES)
	<p><b><u>PAINTING AND DECORATING</u></b></p> <p><b><u>Prepare and apply three coats black bituminous paint to:</u></b></p>				
<b>A</b>	Rendered surfaces	16	<b>SM</b>		
	<b>Carried to Collection</b>				
	<p><b><u>COLLECTION</u></b></p> <p><b>B</b> Brought Forward from Page 1</p> <p><b>C</b> Brought Forward from Page 2</p> <p><b>D</b> Brought Forward from Page 3</p> <p><b>E</b> Brought down from above</p>				
	<b>Substructure Total Carried to Summary</b>				

PROPOSED DEVELOPMENT OF MULOT, CHEBUNYO AND OLOLULUNGA FRESH PRODUCE  
MARKETS (ESP)

ITEM	DESCRIPTION	QTY	UNIT	RATE	AMOUNT (KES)
	<b><u>SUPERSTRUCTURE WORK</u></b>				
	<b><u>EXTERNAL WALLING</u></b>				
	<i><u>Natural / quarry blue or grey stone smooth chisel dressed walling bedded, bonded and jointed in cement, sand (1:3) mortar reinforced as necessary with hoop irons at every alternate course</u></i>				
A	200mm thick walling, including horizontal key-pointing to approval	70	SM		
	<b><u>INTERNAL WALLING</u></b>				
	<i><u>Machine cut "Ndarugo" or equal and approved quarry stone walling bedded, bonded and jointed in cement, sand (1:3) mortar reinforced as necessary with hoop iron at every alternate course.</u></i>				
B	200mm thick walling	29	SM		
	<b><u>DAMP PROOF COURSES</u></b>				
	<i><u>B.S 743; type A; bitumen hessian base; 150 mm laps; under walls; including levelling bed with cement mortar (1:4) C</u></i>				
C	200mm wide	45	LM		
	<b><u>RINGBEAM</u></b>				
	<i><u>In situ concrete class 20 vibrated and reinforced as described in:</u></i>				
D	300 x 200 mm beams	4	CM		
	<b>Carried Forward to Collection</b>				

PROPOSED DEVELOPMENT OF MULOT, CHEBUNYO AND OLOLULUNGA FRESH PRODUCE  
MARKETS (ESP)

ITEM	DESCRIPTION	QTY	UNIT	RATE	AMOUNT (KES)
	<b><u>REINFORCEMENT</u></b>				
	<i><u>High yield square twisted bars or ribbed reinforcement to KS573:2005 Kenya standard specification for cold worked highyield steel bars for reinforcement of concrete bars forreinforcement ( or other equal and approved) The rate shall bedeemed to include binding wire and spacer blocks used</u></i>				
A	Assorted bars in Beams	400	KG		
	<b><u>FORMWORK</u></b>				
	<i><u>Sawn softwood formwork to:</u></i>				
B	Sides and soffits of beams	37	SM		
	<b>Carried Forward to Collection</b>				
	<b>COLLECTION</b>				
E	Brought Forward From Page 5				
F	Brought Down From Above				
	<b>Superstructure Total Carried to Summary</b>				



PROPOSED DEVELOPMENT OF MULOT, CHEBUNYO AND OLOLULUNGA FRESH PRODUCE  
MARKETS (ESP)

ITEM	DESCRIPTION	QTY	UNIT	RATE	AMOUNT (KES)
	<b><u>ROOF CONSTRUCTION</u></b>				
	<b><u>The following in roof trusses with nailed or bolted connections including hoisting and fixing in position not exceeding 6.0meters above ground floor level In sawn treated cypress Grade 2</u></b>				
<b>A</b>	150x50mm rafters	43	<b>LM</b>		
<b>B</b>	150x50 joists	29	<b>LM</b>		
<b>C</b>	100x50 struts and ties	41	<b>LM</b>		
	<b><u>Common timber including nailing to position</u></b>				
<b>D</b>	150x50mm rafters	48	<b>LM</b>		
<b>E</b>	200x50mm ridge board	14	<b>LM</b>		
<b>F</b>	150x50mm timber purlins	58	<b>LM</b>		
<b>G</b>	100x50mm wallplate fixed with and including 200mm long 12mm diameter rag bolts cast into beams at 1500mm centers	50	<b>LM</b>		
	<b><u>The following in trusses connections (Provisional)</u></b>				
<b>H</b>	200x25 steel cleat	84	<b>NO</b>		
<b>J</b>	100x100x2mm steel angle cleat of length 100	84	<b>NO</b>		
<b>K</b>	16mm diameter mild steel anchor boltwith hook at 1800mm c/c	84	<b>NO</b>		
	<b><u>In wrot cypress</u></b>				
<b>L</b>	Fascia board with tapered edge	43	<b>LM</b>		
	<b>Carried to Collection</b>				

PROPOSED DEVELOPMENT OF MULOT, CHEBUNYO AND OLOLULUNGA FRESH PRODUCE  
MARKETS (ESP)

ITEM	DESCRIPTION	QTY	UNIT	RATE	AMOUNT (KES)
	<b><u>T&amp;g eaves boarding</u></b>				
<b>A</b>	25mm thick tounge and grooved boarding in 100mm wide strips secret nailed to and including softwood branding laid sloping to the profile of roof trusses including timber brackets 200x50x600mm at 50 c/c with 3 labors on one edge to details	26	<b>SM</b>		
	<b><u>Roof covering</u></b>				
<b>B</b>	IT5 Gauge 22 BP950 profiled sheets 906mm wide (857 effective cover)	118	<b>SM</b>		
	<b><u>2mm thick mild steel gutters and fittings</u></b>				
<b>C</b>	100x100mm box galvanized steel gutter including joints in running length fixed to rafters with and including brackets at rafter centres	43	<b>LM</b>		
<b>D</b>	Extra over gutter for 100mm diameter outlet	4	<b>NO</b>		
<b>E</b>	Ditto 90 degrees bend	4	<b>NO</b>		
<b>F</b>	Stopped end to 100x100mm gutter	2	<b>NO</b>		
	<b><u>1.0mm thick mild steel down pipes and fittings</u></b>				
<b>G</b>	100x100mm box profile downpipe fixed with and including mild steel holder bats plugged and screwed to walls	12	<b>LM</b>		
<b>H</b>	Extra over down pipe for 100x100mm swan neck bend	4	<b>NO</b>		
<b>J</b>	Ditto for 100x100mm shoe	4	<b>NO</b>		
	<b>Carried to Collection</b>				

PROPOSED DEVELOPMENT OF MULOT, CHEBUNYO AND OLOLULUNGA FRESH PRODUCE  
MARKETS (ESP)

ITEM	DESCRIPTION	QTY	UNIT	RATE	AMOUNT (KES)
	<b><i><u>Prepare and apply three coats pinotex decorative preservative or other equal and approved to timber surfaces</u></i></b>				
<b>A</b>	Fascia board	43	<b>LM</b>		
<b>B</b>	Eaves boarding	26	<b>SM</b>		
	<b>Carried to Collection</b>				
	<b><u>COLLECTION</u></b>				
<b>C</b>	Brought Forward from Page 7				
<b>D</b>	Brought Forward from Page 8				
<b>E</b>	Brought Down from Above				
	<b>Roof Construction Total Carried to Summary</b>				

PROPOSED DEVELOPMENT OF MULOT, CHEBUNYO AND OLOLULUNGA FRESH PRODUCE  
MARKETS (ESP)

ITEM	DESCRIPTION	QTY	UNIT	RATE	AMOUNT (KES)
	<b><u>DOORS</u></b>				
	<b><u>STEEL CASEMENT DOORS</u></b>				
	<i><u>Supply and fix the following purpose made mild steel doors:mosquito gauze and sheet metal hood etc assembled and fixed to opening including cutting and pinning lugs to concrete or blockwork surround and bedding frame in cement and sand mortar (1:4) (Grille, 3 lever "Union" or approved equivalent steel lock and Glazing included )</u></i>				
<b>A</b>	Door overall size 900x2100mm high (Entrance doors)	4	<b>NO</b>		
	<b><u>Prepare and apply 3 coats of approved gloss paint to exposed steel surfaces</u></b>				
<b>B</b>	Steel door surfaces	16	<b>SM</b>		
	<b><u>IRONMONGERY</u></b>				
	<i><u>Matt finish heavy duty polished brass ironmongery as per Union Catalogue or other equal and approved, complete with matching screws and accessories, including preparation of sample board and catalogue to be delivered to the Architects office for inspection and collection</u></i>				
<b>C</b>	Rubber door stop fixed to concrete floor, or masonry walling with and including rawl bolt - Union Catalogue. or other equal and approved	4	<b>NO</b>		
	<b>Doors Total carried to Summary</b>				

PROPOSED DEVELOPMENT OF MULOT, CHEBUNYO AND OLOLULUNGA FRESH PRODUCE  
MARKETS (ESP)

ITEM	DESCRIPTION	QTY	UNIT	RATE	AMOUNT (KES)
	<b><u>WINDOW</u></b>				
	<i><b><u>Supply &amp; fix the following purpose made steel casement window fabricated from standard sections complete with frames, mullions and transoms including all necessary locking and window stays, screws and nuts once shop primed before delivery to site</u></b></i>				
<b>A</b>	Steel casement window size 2000 x 1500mm high	4	<b>NO</b>		
	<b><u>GLAZING</u></b>				
	<i><b><u>4mm clear sheet glass and glazing to metal windows including fixing with approved putty</u></b></i>				
<b>B</b>	In panes not exceeding 0.10 square metres	12	<b>SM</b>		
	<b><u>PAINTING AND DECORATING</u></b>				
<b>C</b>	Touch up primer, prepare and apply two undercoats and one finishing coat gloss paint on metal work General surfaces of mild steel windows( both sides)	24	<b>SM</b>		
	<b><u>WINDOW CILL</u></b>				
<b>D</b>	150 x 45mm thick precast concrete window cill throated and bedded in cement and sand (1:3) mortar to racked external wall window cill: building ends to window jamb	9	<b>LM</b>		
	<b>Windows Total carried to summary</b>				

PROPOSED DEVELOPMENT OF MULOT, CHEBUNYO AND OLOLULUNGA FRESH PRODUCE  
MARKETS (ESP)

ITEM	DESCRIPTION	QTY	UNIT	RATE	AMOUNT (KES)
	<b><u>WALL FINISHES</u></b>				
	<b><u>EXTERNAL WALL FINISHES</u></b>				
A	Supply labor and material for key pointing to masonry walls in cement/sand (1:3) mortar	70	SM		
B	12mm thick cement and sand (1:3) render with wood float finish to ring beam	15	SM		
	<b><u>Prepare and apply one undercoat and two finishing coats first quality plastic emulsion paint to:</u></b>				
C	Rendered concrete or keyed surfaces, externally	15	SM		
	<b><u>INTERNAL WALL FINISHES</u></b>				
	<b><u>12mm (minimum) two-coat lime plaster, with steel trowelled finish including anticracking mesh or gauze where necessary to jointson walls, beams, columns as described to:</u></b>				
D	Masonry and Concrete surfaces	147	SM		
	<b><u>PAINTING AND DECORATING</u></b>				
	<b><u>Prepare and apply three (3) coats of silk vinyl matt emulsion paint or other and approved in:</u></b>				
E	Plastered concrete surfaces	147	SM		
	<b>Wall finishes total carried to summary</b>				

PROPOSED DEVELOPMENT OF MULOT, CHEBUNYO AND OLOLULUNGA FRESH PRODUCE  
MARKETS (ESP)

ITEM	DESCRIPTION	QTY	UNIT	RATE	AMOUNT (KES)
	<b><u>FLOOR FINISHES</u></b>				
	<b><u>SCREED</u></b>				
	<b><u>In situ cement and sand (1:3) screeded beds with necessary balancing for different floor finishes</u></b>				
A	32mm thick wood float screed to receive non slip ceramic tiles flooring	48	SM		
	<b><u>NON SLIP CERAMIC TILING</u></b>				
	<b><u>Supply and fix 8mm thick approved first quality non - slip ceramic floor tiles including bedding, bonding, jointing with cement grout pointing in stained cement laying to falls where necessary</u></b>				
B	300 x 300mm rustic ceramic floor tiles to bathrooms and kitchen.	48	SM		
	<b><u>SKIRTING</u></b>				
C	150 high x 25mm thick ceramic skirting including bedding, bonding, jointing with cement grout pointing in stained cement laying to falls where necessary	51	LM		
	<b><u>RAMP</u></b>				
D	Allow a sum for provision of concrete ramp consisting of 150mm thick concrete bed on 1000 gauge damp proof membrane and 300mm thick hardcore blinded with 50mm thick quarry dust; including excavations as necessary at entrance of ablution block approx 2 SM as per architects specifications		SUM		
	Artificial Turf Grass Carpet				
	Supply and install 20mm artificial turf grass, including glue and other accessories	24	SM		
	<b>Floor Finishes Total Carried to Summary</b>				

PROPOSED DEVELOPMENT OF MULOT, CHEBUNYO AND OLOLULUNGA FRESH PRODUCE  
MARKETS (ESP)

ITEM	DESCRIPTION	QTY	UNIT	RATE	AMOUNT (KES)
	<b><u>CEILING FINISHES</u></b>				
	<b><u>Celotex softboard</u></b>				
A	12mm thick celotex softboard ceiling	47	SM		
	<b><u>Cornice</u></b>				
B	25 x 100mm celotex cornice	55	LM		
	<b><u>PAINTING AND DECORATING</u></b>				
	<b><u>Prepare and apply three (3) coats of silk vinyl matt emulsion paintor other and approved in:</u></b>				
C	Ceiling surfaces	47	SM		
	<b>Ceiling Finishes Carried to Summary</b>				
	<b><u>SUMMARY: CRECHE AND ICT HUB</u></b>				
D	Substructures				
E	Superstructures				
F	Roof Construction				
G	Doors				
H	Windows				
J	Wall Finishes				
K	Floor Finishes				
L	Ceiling Finishes				
	<b>TOTAL FOR OFFICE BLOCK CARRIED TO BILL SUMMARY</b>				



**BILL NO. 3: SECTION 5**

**SEPTIC & SOAK-PIT**

**PROPOSED DEVELOPMENT OF MULOT, CHEBUNYO AND OLOLULUNGA FRESH PRODUCE  
MARKETS (ESP)**

<b>ITEM</b>	<b>DESCRIPTION</b>	<b>QTY</b>	<b>UNIT</b>	<b>RATE</b>	<b>AMOUNT</b>
	<b><u>SEPTIC TANK (30CM)</u></b>				
	<b><u>Earth works</u></b>				
A	Clear site of grass, and existing temporal structures; cart away or burn arisings.	20	SM		
B	Excavate for pit commencing from arising ground level not exceeding 1.5m deep.	25	CM		
C	Ditto exceeding 1.50 but not exceeding 3.00m deep.	10	CM		
E	Cart away surplus excavated materials from site.	25	CM		
F	Return fill and ram selected excavated materials.	10	CM		
	<b><u>Plain concrete (1:4:8) in:-</u></b>				
G	50mm blinding under base slab.	20	SM		
	<b><u>Vibrated reinforced concrete class 25 in:-</u></b>				
H	150mm Thick base slab.	20	SM		
J	Ditto 250 x 150mm Beams	2	CM		
K	Ditto Scum Buffle	1	CM		
L	Ditto Dividing Wall	1	CM		
M	150 mm Thick cover slab.	20	SM		
	<b><u>Walling</u></b>				
N	200mm thick solid quarry stone wall in cement:sand (1:3) reinforced with hoop iron at every two alternative course	38	SM		
	<b>Carried to Collection</b>				

**PROPOSED DEVELOPMENT OF MULOT, CHEBUNYO AND OLOLULUNGA FRESH PRODUCE  
MARKETS (ESP)**

<b>ITEM</b>	<b>DESCRIPTION</b>	<b>QTY</b>	<b>UNIT</b>	<b>RATE</b>	<b>AMOUNT</b>
	<b><u>Reinforcement</u></b>				
A	Assorted reinforcement bars	1050	KG		
B	BRC A142 fabric mesh reinforcement.	20	SM		
	<b><u>Sawn form work to:-</u></b>				
C	Soffites of suspended slab.	25	SM		
D	Edge of ground slab 225mm high.	20	LM		
E	Ditto suspended slab 225mm ditto.	20	LM		
F	Sides of dividing wall	15	SM		
G	Boxing size 600x450mm to form opening for manhole cover.	2	NO		
H	12mm Thick sulphate-resisting water proof render to concrete work.	65	SM		
J	Supply and fix concrete filled, heavy duty manhole covers size 600x450mm complete with frame including greasing before fixing.	3	NO		
	<b><u>Sundries</u></b>				
K	Form or leave slot size 300x200mm in wall	16	NO		
L	Ditto in 250mm thick concrete wall for large pipe.	2	NO		
	<b><u>Waterproofed cement and sand render (1:3) as described to:</u></b>				
M	25mm smooth screeds to concrete floors laid to falls	25	SM		
N	15mm finish to wall surfaces	95	SM		
P	Ditto to concrete cover slab and plinths	20	SM		
	<b>Carried to Collection</b>				

**PROPOSED DEVELOPMENT OF MULOT, CHEBUNYO AND OLOLULUNGA FRESH PRODUCE  
MARKETS (ESP)**

<b>ITEM</b>	<b>DESCRIPTION</b>	<b>QTY</b>	<b>UNIT</b>	<b>RATE</b>	<b>AMOUNT</b>
	<b><u>SOAK-PIT</u></b>				
	<b>Excavations</b>				
A	Excavate pit for circular soak pit to a diameter of 1.5m commencing from ground level and not exceeding 1.5 m deep	3	CM		
B	Ditto exceeding 1.5m but not exceeding 3m deep	3	CM		
C	Ditto exceeding 3m but not exceeding 4.5m	3	CM		
D	Allow for any necessary removal of all general waters by pumping,bailing etc	1	ITEM		
E	Allow for the necessary planking and strutting	1	ITEM		
	<b>Natural Stone Walling</b>				
F	150mm thick walling bedded and jointed in cement sand (1:3) mortar and reinforced every alternate course with hoop iron	25	SM		
	<b>Backfilling</b>				
G	Approved permiable drainage stones filling for soakpit	15	CM		
H	Approved red soil fill	3	SM		
	<b>Carried to Collection</b>				

**PROPOSED DEVELOPMENT OF MULOT, CHEBUNYO AND OLOLULUNGA FRESH PRODUCE  
MARKETS (ESP)**

ITEM	DESCRIPTION	QTY	UNIT	RATE	AMOUNT
	<b><u>Collection Page</u></b>				
A	Total Brought Forward From Page 2				
B	Total Brought Forward From Page 3				
C	Total Brought Forward From Page 4				
	<b>TOTAL FOR SEPTIC AND SOAK-PIT CARRIED TO SUMMARY</b>				

**BILL NO. 3: SECTION 6**

**WASTE CUBICLE**

ITEM	DESCRIPTION	QTY	UNIT	RATE	AMOUNT
	<b><u>PROPOSED REFUSE BIN</u></b>				
	<b><u>SUBSTRUCTURES</u></b> <b><u>(All provisional)</u></b>				
<b>A</b>	Excavate oversite average 200mm deep to remove vegetable soil, load, wheel and deposit as directed, later spread on site as directed	33	<b>SM</b>		
<b>B</b>	General excavation to reduce levels not exceeding 1.5m deep	15	<b>SM</b>		
<b>C</b>	Excavate for foundation strips in normal soil not exceeding 1.5m deep starting from reduced level	19	<b>CM</b>		
<b>D</b>	Return fill and ram selected excavated material around foundations.	26	<b>CM</b>		
<b>E</b>	Load, wheel and cart away from site surplus excavated material and deposit in approved dumping area.	41	<b>CM</b>		
<b>F</b>	Extra over all kinds of excavation for excavating rock irrespective of class.	3	<b>CM</b>		
<b>G</b>	Allow for keeping excavations free from all water by pumping or otherwise.	1	<b>ITEM</b>		
<b>H</b>	Ditto; for plunking and strutting to sides of excavations.	1	<b>ITEM</b>		
<b>J</b>	250mm thick approved broken quarry stone hardcore filling in well compacted layers.	24	<b>SM</b>		
<b>K</b>	50 mm thick stone dust blinding to surfaces of hardcore	24	<b>SM</b>		
	<b>Carried Forward to Collection</b>				

ITEM	DESCRIPTION	QTY	UNIT	RATE	AMOUNT
A	Dragnet FT termiticide 0.5% solution to be applied at the rate of 4 litres per square metre on top of hardcore filling over foundation walls or equal and approved treatment strictly in accordance with manufactureurer's printed instructions and <b>subject to a TEN YEAR GUARANTEE</b>	24	SM		
	<b><u>50 mm plain concrete (1:4:8) blinding to:</u></b>				
B	Foundation strips	12	SM		
	<b><u>Vibrated reinforced concrete class 20/20mm in:-</u></b>				
C	Foundation strips	2	CM		
D	150mm thick ground floor slab	28	SM		
	<b><u>High tensile ribbed bars to BS 4461 including bends, hooks and trying wire, and spacers</u></b>				
E	Assorted reinforcement bars	247	KG		
F	Steel fabric mesh reinforcement type A142 weighing 2.22Kg/M2 and to BS 4483 and with 150 mm side laps (measured net - no allowance for laps)	28	SM		
	<b><u>Sawn formwork to :</u></b>				
G	Sides of strip foundations	8	SM		
H	Edges of ground floor bed exceeding 75mm but not exceeding 150mm girth.	22	LM		
J	1000 gauge polythene sheeting laid under concrete floor bed.	28	SM		
	<b>Carried Forward to Collection</b>				



ITEM	DESCRIPTION	QTY	UNIT	RATE	AMOUNT
	<b><u>Surface treatment</u></b>				
	<b><u>Masonry</u></b>				
<b>A</b>	200 mm thick approved natural stone walling bedded and jointed in cement sand (1:3) mortar	26	<b>SM</b>		
	<b><u>Plinth area finishes</u></b>				
<b>B</b>	12mm Thick cement and sand (1:3) wood float render to plinth area	7	<b>SM</b>		
<b>C</b>	Prepare and apply three coats black bitumastic paint to rendered area	7	<b>SM</b>		
	<b>Carried Forward to Collection</b>				
	<b><u>COLLECTION</u></b>				
<b>D</b>	Brought Forward from Page 1				
<b>E</b>	Brought Forward from Page 2				
<b>F</b>	Brought Down from Above				
	<b>Total for substructure carried to summary</b>				

ITEM	DESCRIPTION	QTY	UNIT	RATE	AMOUNT
	<b><u>WALLING</u></b>				
<b>A</b>	200 mm thick approved stone walling; bedded and jointed in cement sand (1:3) mortar; with keyed and pointed joints both internally and externally	33	<b>SM</b>		
	<b><u>Bituminous or other equal approved damp-proof course; 3 ply membrane</u></b>				
<b>B</b>	Horizontal; 200mm wide under walls	21	<b>LM</b>		
	<b><u>COPING</u></b>				
	<b><u>75 mm thick Weathered and Throated saddled - back grey precast concrete Coping jointed in cement:sand (1:3) mortar</u></b>				
<b>C</b>	For 200 mm thick walls	19	<b>LM</b>		
	<b>Total for Walling Carried to Summary</b>				

ITEM	DESCRIPTION	QTY	UNIT	RATE	AMOUNT
	<b>EXTERNAL OPENING (GATE)</b>				
	<b><u>MS Grille grille framed with 40x25x3mm thick R.H.S sections including assembly and fixing to opening cutting and pinning lugs to masonry blockwork and bedding frame in cement and sand mortar (1:4) in:-</u></b>				
<b>A</b>	Gate: Double leafed; swinging; overall size 2000x1800 mm, each leaf size 1000x1800 mm high all as per the Architects details	1	<b>NO</b>		
	<b><u>Prepare and Apply Three Coats of Gloss Oil Paint to:-</u></b>				
<b>B</b>	General surfaces of Steel gate	7	<b>SM</b>		
	<b>Total for External Opening (Gate) Carried to Summary</b>				

ITEM	DESCRIPTION	QTY	UNIT	RATE	AMOUNT
	<b><u>ELEMENT NO.4</u></b>				
	<b><u>FINISHES.</u></b>				
	<b><u>Wall Finishes</u></b>				
<b>A</b>	Keying and pointing to joints to both external and internal surfaces	67	<b>SM</b>		
	<b><u>Floor finishes.</u></b>				
<b>B</b>	50 mm thick plain cement and sand (1:4) bedding screed steel trowelled smooth to falls	25	<b>SM</b>		
<b>C</b>	Ditto 100mm high skirting (Provisional)	18	<b>LM</b>		
	<b>Total for Element No. 4 ( Finishes) Carried to Bill Summary</b>				

PROPOSED DEVELOPMENT OF MULOT, CHEBUNYO AND OLOLULUNGA FRESH PRODUCE MARKETS (ESP)

ITEM	DESCRIPTION	QTY	UNIT	RATE	AMOUNT
	<b><u>BUILDERS WORKS SUMMARY</u></b>				
<b>A</b>	Substructures				
<b>B</b>	Walling				
<b>C</b>	Doors				
<b>D</b>	Finishes				
	<b>Total for Refuse Bin Carried to Bill Summary</b>				

**BILL NO. 4: SECTION 7**

**CHAINLINK FENCING**

**PROPOSED DEVELOPMENT OF MULOT, CHEBUNYO AND OLOLULUNGA FRESH PRODUCE  
MARKETS (ESP)**

<b>ITEM</b>	<b>DESCRIPTION</b>	<b>UNIT</b>	<b>QTY</b>	<b>RATE</b>	<b>AMOUNT (KES)</b>
	<b><u>CHAINLINK FENCE</u></b>				
	<b><u>STEEL GATES</u></b>				
	<b><u>Galvanisd mild steel grille framed gate with 40x25x3mm thick RHS sections at 150mm centres including locking devices and accessories, assembly and fixing to opening, cutting and pinning lugs to concrete or blockwork and bedding frame in cement and sand mortar (1:3) to Architect's details</u></b>				
<b>A</b>	5000x2100mm high vehicular gate with two equal leaves and pedestrian gates size 1200 x 2100mm high	<b>NO</b>	2		
<b>B</b>	Ditto but 1200x2100mm pedestrian gate	<b>NO</b>	2		
<b>C</b>	Prepare,prime and paint two under coats and one gloss finishing coat of oil on metal surfaces	<b>SM</b>	45		
	<b><u>Concrete Gate Pillar</u></b>				
<b>D</b>	Excavate for column bases and cart away as directed	<b>CM</b>	7		
<b>E</b>	Mass concrete 1:3:6 blinding to bases/trenches	<b>SM</b>	8		
	<b>Carried Forward to Collection</b>				

**PROPOSED DEVELOPMENT OF MULOT, CHEBUNYO AND OLOLULUNGA FRESH PRODUCE  
MARKETS (ESP)**

<b>ITEM</b>	<b>DESCRIPTION</b>	<b>UNIT</b>	<b>QTY</b>	<b>RATE</b>	<b>AMOUNT (KES)</b>
<b>A</b>	Vibrated Reinforced Concrete (V.R.C) 1:2:4 in bases/columns	<b>CM</b>	6		
<b>B</b>	Assorted Reinforcement Bars to gate columns/bases	<b>KG</b>	230		
<b>C</b>	Sawn formwork to side of bases and columns	<b>SM</b>	32		
<b>Carried Forward to Collection</b>					
<b><u>COLLECTION</u></b>					
<b>D</b>	Brought Forward from Page 1				
<b>E</b>	Brought Down from Above				
<b>TOTAL FOR CHAINLINK FENCE TO BILL SUMMARY</b>					



PROPOSED DEVELOPMENT OF MULOT, CHEBUNYO AND OLOLULUNGA FRESH PRODUCE  
MARKETS (ESP)

**BILL NO. 3: SECTION 8**

**ELECTRICAL WORKS**

PROPOSED DEVELOPMENT OF MULOT, CHEBUNYO AND OLOLULUNGA FRESH PRODUCE  
MARKETS (ESP)

ITEM	DESCRIPTION	UNIT	QTY	RATE	AMOUNT (KES)
<b>1</b>	<b><u>ELECTRICAL WORKS</u></b> <b><u>MAINS / SUBMAINS</u></b>				
<b>1.1</b>	Supply and install front access lockable metal clad IP65-rated meter board suitable for wall mounting and manufactured in 18SWG galvanised mild steel sheet, to be finished in cream (or appropriate colour) powder coating. Wiring as shown on the schematic (the other details as per Particular Specification), complete with the following:- i) Space for 1Phase Meter ii) Space for KPLC cut-out including studs for mounting KPLC seals iii) Sealable studs for all cover plate screws, din-rail and all necessary accessories iv) 6mm perspex viewing window v) Heavy duty rubber lining for all the perspex viewing windows vi) 120Amps MCB	LS	1		
<b>1.2</b>	Supply and install purpose made Free-standing, fully wired front access lockable metal clad IP65-rated feeder pillar panel suitable for floor mounting and manufactured in 18SWG galvanised mild steel sheet, finished in cream (or appropriate colour) powder coating and to be raised/mounted on 300mm high concrete base. Wiring as shown on the schematic (the other details as per Particular Specification), complete with the following:- i) 200Amps SP/N copper busbars - KPLC supply (Sealable) ii) 100Amps MCB as mains incomer iii) 63Amps MCB iv) 50Amps MCB v) 30Amps MCB vi) 32Amps MCB vii) 6Amps MCB viii) Direct Online Starter	LS	1		
	<b>Total Carried to Collection</b>				

**PROPOSED DEVELOPMENT OF MULOT, CHEBUNYO AND OLOLULUNGA FRESH PRODUCE  
MARKETS (ESP)**

<b>ITEM</b>	<b>DESCRIPTION</b>	<b>UNIT</b>	<b>QTY</b>	<b>RATE</b>	<b>AMOUNT</b>
<b>1.3</b>	Allow for labelling the meter board and feeder pillar panel under this section including all the incoming and outgoing circuits as per the specifications.	Item			
<b>1.4</b>	Supply and install earthing for the feeder panel and meter board under this section comprising 25x3mm copper tape lead, 1200mm long x 15mm shank diameter, copper earth electrode as Furse or approved equivalent complete with driving stud and tape to rod clamp, 300mm x 300mm x 300mm deep concrete inspection earth pit with removable waterproof cover, 600mm x 600mm copper earth mat, soil achieve earthing value below 5-Ohms and all other necessary accessories	No.	1		
<b>1.5</b>	Allow for testing and commissioning of the entire electrical installations under this section	LS	1		
<b>1.6</b>	Provision for power connection power connection to the site from KPLC ( To be expended as per KPLC quotation, with the discetion of the PM)	Item			
<b>1.6</b>	Supply, install and 3x4 sq. mm PVC/SWA/PVC from the feeder panel to the water pump.	LM	10		
<b>1.7</b>	Supply, install and 3x16 sq. mm PVC/SWA/PVC from the meter board to the feeder panel.	LM	10		
	<b>Total Carried to Collection</b>				

PROPOSED DEVELOPMENT OF MULOT, CHEBUNYO AND OLOLULUNGA FRESH PRODUCE  
MARKETS (ESP)

ITEM	DESCRIPTION	UNIT	QTY	RATE	AMOUNT
	<b><u>COLLECTION</u></b>				
1.8	From Page 1				
1.9	From Page 2				
	<b>MAINS/SUB-MAINS TOTAL TO SUMMARY</b>				

PROPOSED DEVELOPMENT OF MULOT, CHEBUNYO AND OLOLULUNGA FRESH PRODUCE  
MARKETS (ESP)

ITEM	DESCRIPTION	UNIT	QTY	RATE	AMOUNT
<b>2</b>	<b>ICT HUD/CRECHE</b>				
<b>2.1</b>	Supply, Install and connect the following lighting fittings or approved equivalent complete with lamps, tubes, suspensions and all other necessary accessories or approved equivalent				
	a) Type A (Lighting)	No.	3		
	b) Type B (Lighting)	No.	1		
	c) Type D (Security Lighting)	No.	6		
<b>2.2</b>	Supply, install and connect lighting points for one way switching comprising wiring in 3x1.5 sq.mm PVC single core copper cables drawn in concealed / surface HG PVC conduits, circular looping boxes and all other necessary accessories	No	4		
<b>2.3</b>	Supply, install and connect lighting points for two way / two way with intermediate switching comprising wiring in 3x1.5 sq.mm PVC single core copper cables drawn in concealed / surface HG PVC conduits, circular looping boxes and all other necessary accessories	No	6		
<b>2.4</b>	Supply, install and connect the following moulded plastic lighting switches on recessed switchboxes as "MK" logic or approved equivalent complete with all necessary accessories:				
	(a) 1 gang 1 way	No	3		
	(b) 3 gang 1 way	No	1		
	(c) 1 gang 2 way	No	2		
	<b>Total Carried to Collection</b>				

**PROPOSED DEVELOPMENT OF MULOT, CHEBUNYO AND OLOLULUNGA FRESH PRODUCE  
MARKETS (ESP)**

<b>ITEM</b>	<b>DESCRIPTION</b>	<b>UNIT</b>	<b>QTY</b>	<b>RATE</b>	<b>AMOUNT</b>
<b>2.5</b>	Supply, install, and connect 63Amp, 8 way SP/N consumer units complete with the following MCBs as Merlin Gerin or approved equivalent, as shown on schematic wiring drawing	No.	1		
	a) 5A SP MCB	No.	4		
	b) 8A SP MCB	No.	1		
	c) 30A SP MCB	No.	2		
<b>2.6</b>	Supply, install and connect ring main power points wiring in 3x2.5 sq. mm single core PVC cables drawn in concealed 25mm HG PVC conduit and all accessories necessary for flush mounting.	No.	7		
<b>2.7</b>	Supply, install and connect 13 Amp switched standard twin socket outlet as "MK" logic or approved equivalent and all accessories necessary for flush mounting.	No.	7		
	<b>TOTAL FOR OFFICE BLOCK CARRIED TO SUMMARY</b>				

**PROPOSED DEVELOPMENT OF MULOT, CHEBUNYO AND OLOLULUNGA FRESH PRODUCE  
MARKETS (ESP)**

<b>ITEM</b>	<b>DESCRIPTION</b>	<b>UNIT</b>	<b>QTY</b>	<b>RATE</b>	<b>AMOUNT</b>
<b>3</b>	<b>MARKET SHEDS</b>				
<b>3.1</b>	Supply, Install and connect the following lighting fittings or approved equivalent complete with lamps, tubes, suspensions and all other necessary accessories or approved equivalent (see electrical summary page for fitting type description)				
	a) Type E (Lighting)	No.	3		
	b) Type F (Lighting)	No.	5		
	c) Type G (Lighting)	No.	2		
<b>3.2</b>	Supply, install and connect lighting points for one way switching /photocell comprising wiring in 3x1.5 sq.mm PVC single core copper cables drawn in surface Galvanized Steel conduits, circular looping boxes and all other necessary accessories	No	40		
<b>3.3</b>	Supply, install and connect 3x1.5 sq.mm PVC single core copper cables drawn in concealed / surface HG PVC conduits and all other necessary accessories from the office block to the adaptable boxes for each market shed.	No.	14		
<b>3.4</b>	Supply, install and connect 150mm x 150mm metallic adaptor boxes at each market shed	No.	3		
<b>3.5</b>	Supply, install and connect - 5A, 70 - 105 lux photocell kit, IP 65 as Furse or approved equivalent for wall mounting.	No.	2		
	<b>TOTAL FOR MARKET SHED</b>				

PROPOSED DEVELOPMENT OF MULOT, CHEBUNYO AND OLOLULUNGA FRESH PRODUCE  
MARKETS (ESP)

ITEM	DESCRIPTION	UNIT	QTY	RATE	AMOUNT
<b>4</b>	<b>ABLUTION BLOCK</b>				
<b>4.1.1</b>	Supply, Install and connect the following lighting fittings or approved equivalent complete with lamps, tubes, suspensions and all other necessary accessories or approved equivalent (see electrical summary page for light fitting type description)				
	a) Type A (Lighting)	No.	7		
	b) Type C (Lighting)	No.	4		
	c) Type D (Security Lighting)	No.	6		
<b>4.1.2</b>	Supply, install and connect lighting points for one way switching comprising wiring in 3x1.5 sq.mm PVC single core copper cables drawn in concealed / surface HG PVC conduits, circular looping boxes and all other necessary accessories	No	15		
<b>4.1.3</b>	Supply, install and connect lighting points for two way / two way with intermediate switching comprising wiring in 3x1.5 sq.mm PVC single core copper cables drawn in concealed / surface HG PVC conduits, circular looping boxes and all other necessary accessories	No	7		
<b>4.1.4</b>	Supply, install and connect the following moulded plastic lighting switches on recessed switchboxes as "MK" logic or approved equivalent complete with all necessary accessories:				
	(a) 1 gang 1 way	No	11		
	(b) 2 gang 2 way	No	1		
	<b>Total Carried to Collection</b>				



PROPOSED DEVELOPMENT OF MULOT, CHEBUNYO AND OLOLULUNGA FRESH PRODUCE  
MARKETS (ESP)

ITEM	DESCRIPTION	UNIT	QTY	RATE	AMOUNT
4.1.5	Supply, install, and connect 63Amp, 8 way SP/N consumer units complete with the following MCBs as Merlin Gerin or approved equivalent, as shown on schematic wiring drawing	No.	1		
	a) 5A SP MCB	No.	4		
	b) 30A SP MCB	No.	1		
	c) 25A SP MCB	No.	2		
4.1.6	Supply, install and connect ring main power points wiring in 3x2.5 sq. mm single core PVC cables drawn in concealed 25mm HG PVC conduit and all accessories necessary for flush mounting.	No.	2		
4.1.7	Supply, install and connect 13 Amp switched standard twin socket outlet as "MK" logic or approved equivalent and all accessories necessary for flush mounting.	No.	2		
4.1.8	Supply, install and connect instant shower heater power points wiring in 3x4 sq. mm single core PVC cables drawn in concealed 25mm HG PVC conduit and all accessories necessary for flush mounting.	No.	2		
4.1.9	Supply, install and connect instant shower heater shower heads as Maxi Ducha Ultra Lorenzetti or approved equivalent complete with all necessary accessories.	No.	2		
4.2	Supply, install and connect moulded plastic 20 Amp. Double Pole Switch on recessed switchboxes as "MK" logic or approved equivalent complete with all necessary accessories:	No.	2		
	<b>Total Carried to Collection</b>				

PROPOSED DEVELOPMENT OF MULOT, CHEBUNYO AND OLOLULUNGA FRESH PRODUCE  
MARKETS (ESP)

ITEM	DESCRIPTION	UNIT	QTY	RATE	AMOUNT
	<p><b><u>COLLECTION</u></b></p> <p>From Page No. 7</p> <p>From Page No. 8</p>				
	<p><b>TOTAL FOR ABLUTION BLOCK CARRIED TO SUMMARY</b></p>				

PROPOSED DEVELOPMENT OF MULOT, CHEBUNYO AND OLOLULUNGA FRESH PRODUCE  
MARKETS (ESP)

ITEM	DESCRIPTION	UNIT	QTY	RATE	AMOUNT
	<b>SUMMARY</b>				
1	<b>MAINS/SUB-MAINS</b>				
2	<b>ICT HUB/CRECHE BLOCK</b>				
3	<b>MARKET SHED</b>				
4	<b>ABLUTION BLOCK</b>				
	<b>ELECTRICAL WORKS CARRIED TO BILL SUMMARY</b>				

**FITTINGS TYPE DETAILS**

	Type A - 1200mm, 1x36W, 4650lm, IP20, IK02, 4000K neutral white Single LED Batten as Thorn PopPack LED 4500-840 HF L1200	Ceiling Mounted
	Type B - 1200mm, 2x24W, 4650lm, IP20, IK02, 4000K neutral white Single LED Batten as Thorn PopPack LED 4500-840 HF L1200	Ceiling Mounted
	Type C - 600mm, 1x17W, 2300lm, IP20, IK02, 4000K Neutral White Single LED Batten as Thorn PopPack LED 2300-840 HF L600	Ceiling Mounted
	Type D - 26W, 1800lm, IP65, IK10, 4000K Neutral White LED Bulkhead Light as Thorux Lighting	Ceiling/Wall Mounted
	Type E - 100W, 9500lm, IP65, IK07, 5700K Neutral White LED FloodLight as Philips LED BVP174 LED95/CW	Wall/Bracket Mounted at an angle of 60° towards working area.
	Type F - 30W, 2600lm, IP65, IK07, 5700K Neutral White LED FloodLight as Philips LED BVP171 LED26/CW	Wall/Bracket Mounted at an angle of 60° towards working area.
	Type G - 50W, 5250lm, IP65, IK07, 4000K Neutral White LED FloodLight as Philips BVP154 LED52 / 840 PSU 50W VWB CE	Wall/Bracket Mounted at an angle of 60° towards working area.

**BILL NO. 3: SECTION 9**

**MECHANICAL WORKS**

ITEM	DESCRIPTION	QTY	UNIT	RATE	KSHS
<b>ELEMENT NO. 1: ABLUTION BLOCK</b>					
<b><u>SANITARY FITTINGS (Provisional)</u></b>					
Supply, deliver, install, test and commission the following sanitary appliances complete with all the connections to services, waste, jointing to supply overflows and plugging and scewing to the floors					
<b><u>Water Closet (WC) Pan</u></b>					
<b>A</b>	Squatting WC Pan size 740x740mm manufactured from Grade 304 (18/10) Stainless Steel of 1.2 mm gauge complete with 20 mm turn up and flange all round, a flush bowl pressed into one piece with the raised treaded pattern foot plates on both sides and in front of the flush bowl, a rear entry 32mm spreader pipe, 100mm Waste outlet for fitting to a standard 100mm PVC Waste Connector. To be as Franke or Approved Equivalent.	4	No		
<b><u>WC Flush Valves</u></b>					
<b>B</b>	40mm diameter quiet exposed water closet flush valve, chrome plated, back entry, with integral vacuum breaker, non-hold-open features and non-return valve, inlet control stop, transition fittings and wall plate comprising flush valve, bent flush pipe and rubber pipe connector. The flush valve to be handle type. To be as 'Flush Master' or equal and approved.	4	No		
<b><u>SBSD Kitchen sink</u></b>					
<b>C</b>	Single bowl, single drainer stainless steel kitchen sink of size 1000 x 500mm as manufactured by ASL 140 or equal and approved. The bowl size to be 420 x 355 x 150mm deep complete with chrome plated 40mm waste fittings, plugs, chain stays, overflow, INo. 15mm diameter chrome plated sink bib tap, chrome plated bottle trap with 75mm deep seal and chain waste fitting.	1	No		
<b>Carried Forward to Collection</b>					

ITEM	DESCRIPTION	QTY	UNIT	RATE	KSHS
<b>A</b>	<p><b>Wash Hand Basin (Counter Top)</b>                      Countertop wash hand basin size 635 x 500mm with one tap hole, 32mm diameter chrome plated chain waste, chain stay hole, chrome plated non-conculsive time delay press action pillar tap and heavy duty plastic bottle trap (32mm 'P' trap) with 75mm seal. All to be as Twyford's "CAPRICORN" or equal and approved.</p>	4	No		
<b>B</b>	<p><b>Urinal bowl (1No.)</b>                      Ceramic urinal bowls firmly fixed on the wall with chrome plated screws complete with 40mm diameter heavy duty plastic bottle p-trap with 75mm deep seal and 40mm diameter chrome plated outlet with grating.</p>	2	No		
<b>F</b>	<p><b>Urinal Flush Valves</b>                      25mm diameter Urinal bowl flush valve for above urinal bowls complete with, back entry, with integral vacuum breaker, non-hold open features and non-return valve, inlet control stop and wall plate comprising flush valve, bentchrome plated flush pipe and rubber pipe connector.</p>	2	No		
<b>F</b>	<p><b>Stand pipe</b>                      15mm 2Metres long GMS stand pipe each complete with 15mm chrome plated pegler bib tap</p>	2	No.		
<b>G</b>	<p><b>Shower Fitting and pillar tap</b>                      Shower fitting comprising 20mm diameter stop cock, Instant shower fitting as Lorenzetti Instant Shower Bello Banho Ultra and Cobra 211- 15 Star Pillar tap</p>	2	No.		
	<b>Carried Forward to Collection</b>				

ITEM	DESCRIPTION	QTY	UNIT	RATE	KSHS
A	<p><b>Disabled Persons Water Closet and Wash Hand Basin Facility</b>                      Wheel chair accessible W.C facility Comprising of the following:-</p> <p>i)Close coupled W.C with 7.5 litre cistern with bottom inlet and overflow.The bowl shall be of size 375x560x420mm high.The bowl and cistern shall be manufactured from vitreous china complying with B.S 3402 .The unit shall be complete with valveless cistern fittings including syphon, 1 /2" side inlet ballvalve, 3 /4" side overflow, plastics flushbend, inlet connector and reversible metallic chrome plated cistern lever.There shall also be a heavy duty seat (25mm high) and cover with chrome plated metal hinges, toilet roll holder, 610 x 450 x 6mm thick mirror and robe hook.</p> <p>ii)Semi pedestal wall mounted W.H.B of size 600x500x545mm high with flexible connectors to waste and taps.The basin shall be manufactured from vitreous china complying with B.S 3402.It shall have one L/H tap hole with 1/2" chrome plated lever action pillar tap, chrome plated waste with height adjustable trap, pedestal and wall fixing bolts.</p> <p>iii) Hinged support rail with toilet roll holder 770mm long manufactured in nylon coated aluminium and mounted on a wall fixing plate size 230x100 mm, 4No 600mm grab rails with covered wall plates. The set shall be as Twyfords DOC.M wheelchair accessible W.C. facility or approved equivalent.</p> <p><b>Hand Drier.</b>                      Automatic hand drier in white colour, operaing on an infra red automatic sensing system with safty cut - out complete with plastic rawl plugs and fixing screws. The hand drier to have a heating capacity of 2.1 Kw and performace flow rate of 135cfm (3.82 m<sup>3</sup>/min) and to be of size 270x264x143 deep as "<b>WANDSWORTH BUNNIE</b>" Model HDZ or approved equivalent</p>	1	set		
B		2	No		
	<b>Carried Forward to Collection</b>				

ITEM	DESCRIPTION	QTY	UNIT	RATE	KSHS
<b>A</b>	<p><b><u>Soap Dispenser.</u></b>                      Soap dispenser of capacity 1.136 litres complete with plastic rawls plug fixing screws, lock and key complete with initial gel. The soap dispenser to be as "ZALPON'S" Mark 7 Model of size 125x100x290mm high or approved equivalent.</p>	2	No		
<b>B</b>	<p><b><u>Mirrors</u></b>                      6mm thick polished plate glass, silver backed mirror with beveled edges, size 610x497mm plugged and screwed to wall with 4No. Chrome plated chrome capped screws and 5mm thick foam back rest.</p>	4	No		
<b>C</b>	<p><b><u>Toilet Brush Holder.</u></b>                      Toilet brush holder in vitreous china mounted onto coceaed screw to wall wedges.</p>	4	No		
<b>D</b>	<p><b><u>Toilet Roll holder.</u></b>                      Fully recessed toilet roll holder in vitreous China of size 165x165 mm in approved colour as "TWYFORD VC" 9806 WH or equal and approved.</p>	4	No		
<b>E</b>	<p><b><u>Robe Hook</u></b>                      Vitreous China in approved colour mounted onto coceaed screw to wall wedges in approved colour. As "TWYFOND OCEAN" OC 6858 WH or approved equivalent.</p>	6	No		
<b>F</b>	<p><b><u>Flexible tubing</u></b>                      12mm diameter 300mm long Copper tubing bent as required including jointing to GMS pipe and fitting complete with 15mm diameter angle valve.</p>	4	No		
<b>Carried Forward to Collection</b>					



ITEM	DESCRIPTION	QTY	UNIT	RATE	KSHS
	<b><u>COLLECTION</u></b>				
<b>A</b>	Brought Forward from Page 2				
<b>B</b>	Brought Forward from Page 3				
<b>C</b>	Brought Forward from Page 4				
<b>D</b>	Brought Forward from Page 5				
	<b>TOTAL SANITARY FITTING CARRIED TO SUMMARY</b>				

ITEM	DESCRIPTION	QTY	UNIT	RATE	KSHS
	<b><u>INTERNAL PLUMBING</u></b>				
	Supply, deliver and install for fixing of the following PPR pipework and fittings as described and shown on the drawings including jointings, couplings etc necessary for the proper and satisfactory functioning of the system to the Engineer's approval, pipe jointing shall be by polyfusion or use of electric coupling.				
	Tenderer must allow in their prices for all the couplings, connectors, unions joints, all the Metal/plastic threaded adaptors where required for the connection of sanitary fixtures, valves, sockets, sliding and fixed joints, support raceways, isolating sheaths, elastic materials, expansion arms and bends, crossovers etc. as required in the running lengths of pipework and also where necessary, for pipe fixing clips, holder bats plugged and screwed, and pipe sleeves through structural members.				
	<b><u>PPR-C pipework</u></b>				
<b>A</b>	63 mm diameter PPR pipe	7	LM		
<b>B</b>	50 mm ditto	10	LM		
<b>C</b>	40 mm ditto	11	LM		
<b>D</b>	32 mm ditto	3	LM		
<b>E</b>	25 mm ditto	13	LM		
	<b><u>Extra over PPR-C pipework for the following</u></b>				
	<b><u>Bend/elbow</u></b>				
<b>F</b>	50 mm diameter bend	2	No.		
<b>G</b>	40 mm ditto	4	No.		
<b>H</b>	32 mm ditto	1	No.		
<b>I</b>	25 mm ditto	10	No.		
	<b><u>Tees</u></b>				
<b>A</b>	40mm diameter equal tee	1	No.		
<b>B</b>	32mm ditto	1	No.		
<b>C</b>	25mm ditto	5	No.		
<b>D</b>	63 x 50mm diameter unequal tee	2	No.		
<b>E</b>	63 x 25mm ditto	1	No.		
<b>F</b>	50 x 40mm ditto	2	No.		
<b>G</b>	50 x 25mm ditto	3	No.		
	<b>Carried Forward to Collection</b>				

ITEM	DESCRIPTION	QTY	UNIT	RATE	KSHS
	<i>internal Plumbing Continues...</i>				
	<b><u>Reducers</u></b>				
<b>A</b>	63 x 40mm diameter reducer	1	No.		
<b>B</b>	50 x 40mm ditto	2	No.		
<b>C</b>	40 x 32mm ditto	1	No.		
<b>D</b>	32 x 25mm ditto	4	No.		
	<b><u>Peglar Gate Valves</u></b>				
<b>E</b>	40mm diameter full way gate valve with wheel head and jointing to tubing as 'PEGLAR' or approved equivalent.	2	No.		
<b>F</b>	32mm ditto	1	No.		
<b>G</b>	20mm ditto	1	No.		
	<b><u>Unions</u></b>				
<b>H</b>	75mm -ditto-	1	No		
<b>J</b>	50mm -ditto-	1	No		
<b>K</b>	40mm -ditto-	0	No		
<b>L</b>	32mm -ditto-	1	No		
<b>M</b>	25mm -ditto-	1	No		
	<b><u>Sockets</u></b>				
<b>N</b>	63mm diameter pipe socket	2	No.		
<b>P</b>	50mm diameter ditto	2	No.		
<b>Q</b>	40mm diameter ditto	3	No.		
<b>R</b>	25mm diameter ditto	4	No.		
	<b><u>Transition fittings</u></b>				
<b>S</b>	40mm x1 1/4" transition fittings	8	No.		
<b>T</b>	32mm x 1" ditto	4	No.		
<b>U</b>	25mm x 3/4" ditto	4	No.		
<b>V</b>	25mm x 1/2" ditto	10	No.		
	<b>Carried Forward to Collection</b>				
	<b><u>COLLECTION</u></b>				
<b>W</b>	Brought Forward from Page 7				
<b>X</b>	Brought Forward from Page 8				
	<b>TOTAL INTERNAL PLUMBING CARRIED TO SUMMARY</b>				

ITEM	DESCRIPTION	QTY	UNIT	RATE	KSHS
	<p><b>INTERNAL AND EXTERNAL DRAINAGE.</b>                      Supply and fix uPVC soil system to BS 4660 and BS 4515 and mU PVC waste systems to BS 5255 with screwed and socketed joints to BS 21. solvent welded joints shall be as per the system's manufacturer's written instruction. Tenderer must allow in their pipework prices for all the couplings, connectors, joints etc as required in the running lengths of the pipework and also where necessary for fixing clips, holder bats plugged and screwed.</p> <p><b>UPVC and Mupvc pipework</b></p>				
A	150mm diameter golden brown UPVC class 'D' pipes	48	Lm		
B	100mm diameter golden brown class 'D' pipes	48	Lm		
C	50mm diameter waste pipes	14	Lm		
D	40mm diameter waste pipes	8	Lm		
	<b>Extra over UPVC pipework for the following:-</b>				
E	100mm diameter sweep bend	4	No.		
F	100x50mm diameter reducing bush	2	No.		
G	100mm diameter long radius bends	1	No.		
H	100mm diameter WC connector	5	No.		
I	100mm diameter weathering slate and vent cowl	1	No.		
J	100x50mm diameter trapped floor gulley c/w grating and cover	7	No.		
K	50mm diameter sweep tee	2	No.		
L	40mm diameter sweep tee	6	No.		
M	50mm dia diameter sweep bend	2	No.		
N	40mm dia diameter sweep bend	8	No.		
P	50mm diameter access plug	1	No.		
Q	40mm diameter access plug	4	No.		
R	40x32mm diameter socket reducer	6	No.		
	<b>Gulley Trap</b>				
S	300x300x200mm deep concrete gulley trap complete with 100mm diameter UPVC 'P' Trap gulley and 14 SWG cover with handle.	6	No.		
	<b>Carried Forward to Collection</b>				

ITEM	DESCRIPTION	QTY	UNIT	RATE	KSHS
<b>A</b>	<p><b>Inspection Chambers:</b> Construct man hole size 600x450mm and approx. 750mm deep with 200mm thick wall and 200mm thick base of concrete class N15. Man hole to be complete with 250mm thick benching with drain channels and 15mm internal plaster, top slab/screed, backfilling, carting away of surplus material and making good. The Manhole to be Complete with Man hole cover size 600x450mm and frame all in light duty cast iron with greased air tight seal and recessed cover for concrete infill.</p>	6	No		
<b>Carried Forward to Collection</b>					
<b><u>COLLECTION</u></b>					
<b>B</b>	Brought Forward from Page 9				
<b>C</b>	Brought Down from Above				
<b>TOTAL FOR INTERNAL &amp; EXTERNAL DRAINAGE CARRIED TO SUMMARY</b>					
<b><u>SUMMARY PAGE</u></b>					
<b>A</b>	SANITARY FITTINGS				
<b>B</b>	INTERNAL PLUMBING				
<b>C</b>	INTERNAL AND EXTERNAL DRAINAGE				
<b>TOTAL SANITARY &amp; PLUMBING CARRIED TO MAIN SUMMARY</b>					

ITEM	DESCRIPTION	QTY	UNIT	RATE	AMOUNT
	<b><u>ELEMENT NO. 2: WATER RETICULATION</u></b>				
	<b><u>EXTERNAL RETICULATION</u></b>				
	Supply, deliver and install for fixing of the following PPR pipework and fittings as described and shown on the drawings including jointings, couplings etc necessary for the proper and satisfactory functioning of the system to the Engineer's approval, pipe jointing shall be by polyfusion or use of electric coupling.				
	Tenderer must allow in their prices for all the couplings, connectors, unions joints, all the Metal/plastic threaded adaptors where required for the connection of sanitary fixtures, valves, sockets, sliding and fixed joints, support raceways, isolating sheaths, elastic materials, expansion arms and bends, crossovers etc. as required in the running lengths of pipework and also where necessary, for pipe fixing clips, holder bats plugged and screwed, and pipe sleeves through structural members.				
	<b><u>PPR-C pipework</u></b>				
<b>A</b>	63 mm diameter PPR pipe	10	LM		
<b>B</b>	40 mm ditto	60	LM		
<b>C</b>	32 mm ditto	10	LM		
<b>D</b>	25 mm ditto	60	LM		
	<b><u>Extra over PPR-C pipework for the following</u></b>				
	<b><u>Bend/elbow</u></b>				
<b>E</b>	40 mm ditto	11	No.		
<b>F</b>	32 mm ditto	7	No.		
<b>G</b>	25 mm ditto	10	No.		
	<b>TOTAL EXTERNAL PLUMBING CARRIED TO SUMMARY</b>				

PROPOSED DEVELOPMENT OF MULOT, CHEBUNYO AND OLOLULUNGA FRESH PRODUCE MARKETS (ESP)

ITEM	DESCRIPTION	QTY	UNIT	RATE	AMOUNT
	<b><u>Tees</u></b>				
<b>A</b>	63mm diameter tee	1	No.		
<b>B</b>	40mm ditto	3	No.		
<b>C</b>	32mm ditto	1	No.		
<b>D</b>	25mm ditto	1	No.		
<b>E</b>	32 x 25mm diameter unequal tee	1	No.		
	<b><u>Reducers</u></b>				
<b>F</b>	63 x 32mm diameter reducer	1	No.		
<b>G</b>	40 x 25mm ditto	1	No.		
<b>H</b>	32 x 25mm ditto	1	No.		
	<b><u>Peglar Gate Valves</u></b>				
<b>I</b>	50mm diameter full way gate valve with wheel head and jointing to tubing as 'PEGLAR' or approved equivalent.	1	No.		
<b>J</b>	32mm ditto	3	No.		
<b>K</b>	32mm Non Return Valve	1	No.		
	<b><u>Unions</u></b>				
<b>L</b>	40mm -ditto-	6	No.		
	<b><u>Sockets</u></b>				
<b>M</b>	40mm diameter pipe socket	10	No.		
<b>N</b>	32mm diameter ditto	2	No.		
<b>P</b>	25mm diameter ditto	10	No.		
	<b><u>Transition fittings</u></b>				
<b>Q</b>	63mm x 2" transition fittings	2	No.		
<b>R</b>	40mm x 1 1/4" ditto	18	No.		
<b>S</b>	25mm x 1/2" ditto	3	No.		
	<b>TOTAL INTERNAL PLUMBING CARRIED TO COLLECTION</b>				

ITEM	DESCRIPTION	QTY	UNIT	RATE	AMOUNT
<b>A</b>	<p><b>WATER TANKS</b> Vertical close end plastic moulded tank of capacity 10,000litres.The tank to be assembled complete with cover and having screwed connections for inlet, outlet, overflow, 32mm medium pressure ball valve, drain pipes and any other necessary item for its proper functioning. The tank shall be mounted on a platform and shall be as ROTO Model or approved equivalent.</p>	2	No		
<b>B</b>	<p><b>Excavations</b> Excavate trench for pipe not exceeding 100mm diameter and not exceeding 700mm deep averaging 500mm deep part return fill, ram and part cart away</p>	100	Lm		
<b>C</b>	<p><b>Valve/Water Meter Chamber</b> Meter chamber size 450x450x600mm deep with 100mm concrete (1: 3: 6) base 50mm block sides rendered all round in cement and sand (1:4) and with approved hinged and flanged cast iron cover and frame including all necessary excavation, disposal and formwork.</p>	1	No.		
<b>D</b>	<p><b>Pipe Sleeves</b> 100mm diameter heavy duty PVC Class 41 pipe sleeves for crossing over pathways and driveways. The sleeves will be encased in 150mm concrete surround.</p>	40	Lm		
<b>Carried Forward to Collection</b>					



ITEM	DESCRIPTION	QTY	UNIT	RATE	AMOUNT
A	<b>Bulk and check Water Meters</b> 32mm bulk water meter as 'Kent' or equal and approved equivalent for the connection to the water main supply to site and include county charges.	1	No.		
B	<b>Water Booster Pumps</b> A set of automatic electrically driven booster pumps one duty and the other standby, capable of delivering 5 m <sup>3</sup> /hr against a head of 10m with as DAYLIFF DB4-40 or equal and equivalent. The pump shall be complete with 60litre pressure vessel, controls and control panel, electrical works including wiring and fitting from the isolator to pumps, control panel and float switches. and all necessary accessories required for proper and satisfactory operation complete with anti-vibration mounted platform.	1	Set		
C	<b>Testing and commissioning</b> Allow for sterilization of the cold water system, pressure testing and commissioning of the Plumbing installation.	SUM			
<b>Carried Forward to Collection</b>					
<b>COLLECTION</b>					
Brought Forward from Page 1					
Brought Down from Above 2					
<b>TOTAL ROOF TANKS CARRIED TO SUMMARY</b>					

PROPOSED DEVELOPMENT OF MULOT, CHEBUNYO AND OLOLULUNGA FRESH PRODUCE MARKETS (ESP)

ITEM	DESCRIPTION	QTY	UNIT	RATE	AMOUNT
	<b><u>SUMMARY</u></b>				
<b>A</b>	EXTERNAL PLUMBING				
<b>B</b>	INTERNAL PLUMBING				
<b>C</b>	WATER TANKS				
	<b>TOTAL WATER RETICULATION CARRIED TO MAIN SUMMARY</b>				

ITEM	DESCRIPTION	QTY	UNIT	RATE	AMOUNT
	<b>ELEMENT NO. 3: PORTABLE FIRE FIGHTING EQUIPMENT</b>				
	<b><u>PORTABLE FIRE FIGHTING EQUIPMENT</u></b> Supply, Deliver and install the following portable fire fighting equipment complete with initial charge and Pressure gauge including fixing wall brackets:				
	<b><u>CO<sub>2</sub> Gas Fire Extinguisher</u></b> 5kg dry CO <sub>2</sub> gas portable fire extinguisher complete, with squeeze grip operating head, and discharge nozzle, fully charged.	1	No.		
A					
	<b><u>Dry Chemical Powder Extinguisher</u></b> 9kg dry Chemical powder fire portable extinguisher complete, with squeeze grip operating head, and discharge nozzle, fully charged.	1	No.		
B					
	<b><u>Water/ CO<sub>2</sub>Extinguisher</u></b> 9 litres water/ CO <sub>2</sub> gas portable fire extinguishers complete with cap, washer, and siphon-tube CO <sub>2</sub> cartridge and flexible rubber hose nozzle fully charged.	1	No.		
C					
	<b><u>Manual Alarm bell</u></b> 22cm (9") wall mounted manual rotary alarm bell	1	No.		
D					
E	Fire exit signs	2	No.		
F	Fire instruction notices	2	No.		
	<b><u>Builder's works</u></b> Allow for all builders' works in connection with portable fire fighting equipment and installation	1	Item		
G					
	<b>TOTAL PORTABLE FIRE FIGHTING EQUIPMENT CARRIED TO MAINSUMMARY</b>				

ITEM	DESCRIPTION	AMOUNT
	<b><u>MAIN SUMMARY MECHANICAL INSTALLATIONS</u></b>	
<b>A</b>	SANITARY & PLUMBING	
<b>B</b>	WATER RETICULATION	
<b>C</b>	FIRE PORTABLES	
<b>TOTAL CARRIED TO BILL SUMMARY</b>		

		KSHS. CTS.
<b><u>PROPOSED DEVELOPMENT OF MULOT, CHEBUNYO AND OLOLULUNGA FRESH PRODUCE MARKETS (ESP)</u></b>		
<b><u>BILL NO. 4</u></b>		
<b><u>CHEBUNYO ESP MARKET</u></b>		
<b><u>BILL SUMMARY</u></b>		
1	MARKET SHED REHABILITATION	
2	MARKET SHED	
3	ABLUTION BLOCK	
2	ICT HUB/CRECHE BLOCK	
5	SEPTIC TANK & SOAK PIT	
8	FENCE AND GATE	
9	ELECTRICAL INSTALLATIONS	
10	MECHANICAL INSTALLATIONS	
<b>TOTAL</b>		
<b>CHEBUNYO ESP MARKET</b>		
<b>CARRIED TO GRAND SUMMARY</b>		

BILL NO. 4:

**OLOLULUNGA ESP MARKET**

**BILL NO. 4: SECTION NO. 1**

**MARKET SHED**

PROPOSED DEVELOPMENT OF MULOT, CHEBUNYO AND OLOLULUNGA FRESH PRODUCE MARKETS  
(ESP)

ITEM	DESCRIPTION	QTY	UNIT	RATE	AMOUNT
	<b><u>MARKET SHED</u></b>				
	<b><u>ELEMENT NO.1 SUBSTRUCTURE [ALL</u></b>				
A	Clear site of all vegetation, bushes or scrubs, undergrowth or the like, grub up their roots and clear/burn arising debris	520	SM		
	<b><u>Excavation and Earthwork</u></b>				
B	Excavate oversite average 150mm deep to remove later spread on site as directed	520	SM		
C	deep from stripped level	416	CM		
D	Excavate trenches for foundation strip footings commencing at stripped level, not exceeding 1.50 deep from stripped level	58	CM		
E	Ditto; 1.5m to 3m deep from stripped level	32	CM		
F	Excavate for column bases not exceeding 1.50 metres deep from reduced level	35	CM		
G	Ditto; 1.5m to 3m deep	13	CM		
H	Extra over all excavations for excavating in rock: irrespective of type or location	25	CM		
J	Allow for planking and strutting to uphold sides of excavations as required	ITEM			
K	Allow for keeping excavations free from mud and all including spring and running water by pumping, bailing other approved means	ITEM			
	<b><u>Disposal</u></b>				
J	Load and cart away surplus excavated materials from	64	CM		
	<b><u>Filling</u></b>				
K	Return, fill and ram selected excavated materials foundations	269	CM		
	<b><i>Carried Forward to Collection</i></b>				



PROPOSED DEVELOPMENT OF MULOT, CHEBUNYO AND OLOLULUNGA FRESH PRODUCE MARKETS  
(ESP)

ITEM	DESCRIPTION	QTY	UNIT	RATE	AMOUNT
	<b><u>Hardcore or the like</u></b>				
A	300mm thick layer of imported handpacked hardcore including levelling, compacting and consolidating in 150mm thick layers	520	SM		
B	50mm Thick murram blinding to the surface of hardcore;rolled smooth to receive polythene	520	SM		
	<b><u>Insecticide Treatment</u></b>				
	Dragnet FT termicide 0.5% solution to be applied at the rate of 4 litres per square metre on top of hardcore and foundation walls strictly in accordance with manufacturer's printed instructions and subject to a TEN				
C	year guarantee	520	SM		
	<b><u>Damp Proof Membrane</u></b>				
	500mm Gauge polythene or other equal and approved plastic sheet damp proof membrane laid over blinding(measured nett - allow for laps)				
D		520	SM		
	<b><u>In-situ concrete work</u></b>				
	<u>Plain insitu concrete; class 15/20 (1:3:6 mix); using ordinary portland cement in:</u>				
E	50mm thick blinding under Column bases	26	SM		
F	Ditto Strip footing	64	SM		
	<u>Reinforced vibrated insitu concrete; class 20/20 (1:2:4 mix); using ordinary portland cement in:</u>				
G	Column bases	8	CM		
H	Ditto Sub-structural Columns	5	CM		
J	Foundation strip foot	13	CM		
K	150mm thick floor bed	520	SM		
	<b><i>Carried Forward to Collection</i></b>				

PROPOSED DEVELOPMENT OF MULOT, CHEBUNYO AND OLOLULUNGA FRESH PRODUCE MARKETS  
(ESP)

ITEM	DESCRIPTION	QTY	UNIT	RATE	AMOUNT
	<b><u>Sawn Formwork to:</u></b>				
A	Vertical sides of strip footings	42	SM		
B	Vertical sides of column bases	26	SM		
C	Ditto to Sub-structural columns	50	SM		
D	Edges of slab over 75mm but not exceeding 150mm	106	LM		
	<b><u>Steel Reinforcement</u></b>				
	<u>High tensile round ribbed mild steel reinforcement bars to B.S. 4461, including spacer blocks, cutting, tying and bending</u>				
	<u>Assorted Reinforcement bars in:</u>				
E	Column Bases	640	KG		
F	Strip-footings	1,040	KG		
C	Sub-structural columns	400	KG		
	<b><u>BRC Mesh</u></b>				
	<u>Fabric; reference A65 mesh; 200 x 200 mm; weighing 2.22 kg per square metre; B.S. 4483; including 400 mm laps, bends, tying wire and spacer blocks</u>				
D	In floor bed	520	SM		
	<b><u>Foundation Walling</u></b>				
	200mm thick chiselled natural stone walling bedded and jointed in cement and sand (1:3) mortar and reinforced with hoop-iron at every alternate course				
E		212	SM		
	<b><u>Plinth Finishes</u></b>				
	12mm thick cement and sand (1:3) wood float render to plinth area flattening the floor slab				
F		62	SM		
	Prepare and apply three coats of black bituminous paint rendered area				
G		62	SM		
	<b><u>Carried Forward to Collection</u></b>				

PROPOSED DEVELOPMENT OF MULOT, CHEBUNYO AND OLOLULUNGA FRESH PRODUCE MARKETS  
(ESP)

ITEM	DESCRIPTION	QTY	UNIT	RATE	AMOUNT
	<p><b><u>COLLECTION</u></b></p> <p>Brought Forward from Page <b>Bill 4/S1/1</b></p> <p>Brought Forward from Page <b>Bill 4/S1/2</b></p> <p>Brought Forward from Page <b>Bill 4/S1/3</b></p>				
	<b>SUBSTRUCTURE TOTAL CARRIED TO SUMMARY</b>				

PROPOSED DEVELOPMENT OF MULOT, CHEBUNYO AND OLOLULUNGA FRESH PRODUCE MARKETS  
(ESP)

ITEM	DESCRIPTION	QTY	UNIT	RATE	AMOUNT
	<b><u>ELEMENT NO. 2 STEEL SUPERSTRUCTURE</u></b>				
	<u>300 x 300mm x 4mm thick SHS steel stanchions with 200x250x8mm steel base plate (ms) welded at top and 4 No x 16mm diameter x 250mm long steel anchor bolts</u>				
A	4000mm high columns	18	NO		
	<u>Fittings</u>				
B	200x250x8mm gusset plate with 4 NO. holes to receive bolts	36	NO		
C	16mm diameter 200mm long bolts with head,nut and washer	144	NO		
	<b><u>Painting</u></b>				
	<u>Prepare and apply one coat of lead oxide primer to:</u>				
D	General surfaces of metal	86	SM		
	<u>Prepare and apply three coats of gloss oil paint to:</u>				
E	General surfaces of metal	86	SM		
	<b>STEEL SUPERSTRUCTURE CARRIED TO SUMMARY</b>				

PROPOSED DEVELOPMENT OF MULOT, CHEBUNYO AND OLOLULUNGA FRESH PRODUCE MARKETS  
(ESP)

ITEM	DESCRIPTION	QTY	UNIT	RATE	AMOUNT
	<b><u>ROOF CONSTRUCTION AND RAINWATER DISPOSAL</u></b>				
	<b><u>STEEL TRUSSES</u></b>				
	<u>The following in 11 No. Trusses welded and bolted in accordance with the fabricator's shop drawings to the Engineer's approval</u>				
A	60x60x4mm SHS rafter curved to 7.50metres radius	1,971	KG		
B	60x60x4mm SHS joist curved to 10.20metres radius	1,054	KG		
C	Ditto curved to 884mm radius	1,266	KG		
D	40x40x3.2mm SHS struts/ties	1,015	KG		
	<u>Fittings</u>				
E	200x200x6mm gusset plate with 4 NO. holes to receive bolts	36	NO		
F	12mm diameterx 50mm long bolts with head,nut and washer	144	NO		
	<u>Purlins</u>				
G	125x50x20x2mm thick steel Z-purlin	772	LM		
	<b><u>Roof covering</u></b>				
H	IT5 gauge 26 resincot prepainted Galvanized corrugated crimped Iron sheets 10.80 metres radius fixed with and including U-bolts cups and washers on steel purlins	1,280	SM		
	<b><i>Carried Forward to Collection</i></b>				

PROPOSED DEVELOPMENT OF MULOT, CHEBUNYO AND OLOLULUNGA FRESH PRODUCE MARKETS  
(ESP)

ITEM	DESCRIPTION	QTY	UNIT	RATE	AMOUNT
	<b><u>RAINWATER GOODS</u></b>				
	<u>The following in G28 Galvanised mild steel</u>				
A	200x200mm box gutter fixed with and including 30x2mm flat gutter strips at 600mm centres	80	LM		
B	Extra over gutter for stopped end piece with 200x200mm square outlet	5	NO		
C	100mm diameter downpipe fixed to steel column with and including mild steel straps at 600mm centres	15	LM		
D	Extra over down pipe for swan neck	4	NO		
E	Extra over down pipe for water shoe	8	NO		
	<b><u>Painting</u></b>				
	<u>Prepare, prime and paint two undercoats and one finishing coat of gloss oil paint on:</u>				
F	General surfaces of metal	48	SM		
G	Ditto down pipes 100-200mm girth	15	LM		
	<b><i>Carried Forward to Collection</i></b>				
	<b><u>COLLECTION</u></b>				
	Brought Forward from Page <b>Bill 4/S1/6</b>				
	Brought Down from Above				
	<b>ROOF AND RAINWATER GOODS CARRIED TO SUMMARY</b>				

PROPOSED DEVELOPMENT OF MULOT, CHEBUNYO AND OLOLULUNGA FRESH PRODUCE MARKETS  
(ESP)

ITEM	DESCRIPTION	QTY	UNIT	RATE	AMOUNT
A	<p><b><u>FINISHES</u></b></p> <p><u>Internal Floor Slab</u></p> <p><u>Powerfloat finish treated with and including SIKA floor-cure</u> <u>"Chapdur" or equal approved to:</u></p> <p>Concrete Floor Bed</p>	520	SM		
	<b>FINISHES TOTAL CARRIED TO SUMMARY</b>				

PROPOSED DEVELOPMENT OF MULOT, CHEBUNYO AND OLOLULUNGA FRESH PRODUCE MARKETS  
(ESP)

ITEM	DESCRIPTION	QTY	UNIT	RATE	AMOUNT
	<b><u>BILL SUMMARY: MARKET SHED</u></b>				
A	Substructure				
B	Steel Superstructure				
C	Roofwork and Rainwater goods				
D	Finishes				
	<b>TOTAL FOR MARKET SHED</b>				
	<b>TOTAL FOR 2 NO. MARKET SHEDS CARRIED TO BILL NO. 3 SUMMARY</b>				



PROPOSED DEVELOPMENT OF MULOT, CHEBUNYO AND OLOLULUNGA FRESH PRODUCE MARKETS  
(ESP)

**BILL NO. 4: SECTION NO. 2**

**GUARD AND OFFICES**

PROPOSED DEVELOPMENT OF MULOT, CHEBUNYO AND OLOLULUNGA FRESH PRODUCE MARKETS

ITEM	DESCRIPTION (ESP)	QTY	UNIT	RATE	AMOUNT
<b><u>OFFICE BLOCK/STORE/ SECURITY OFFICE</u></b>					
<b><u>ELEMENT NO.1 SUBSTRUCTURE [ALL PROVISIONAL]</u></b>					
<b><u>Site Clearance</u></b>					
A	Clear site of all vegetation, bushes or scrubs, undergrowth or the like, grub up their roots and clear/burn arising debris	57	SM		
<b><u>Excavation and Earthwork</u></b>					
B	Excavate oversite average 200mm deep to remove vegetable soil, load, wheel and deposit as directed, later spread on site as directed	57	SM		
C	Excavate to reduce levels not exceeding 1500 mm deep from stripped level	9	CM		
D	Excavate trenches for foundation strip footings commencing at stripped level, not exceeding 1.50 metres deep	54	CM		
E	Extra over all excavations for excavating in rock: irrespective of type or location	13	CM		
F	Allow for planking and strutting to uphold sides of excavations as required	ITEM			
G	Allow for keeping excavations free from mud and all water including spring and running water by pumping, bailing or other approved means	ITEM			
<b><u>Disposal</u></b>					
H	Load and cart away surplus excavated materials from site	5	CM		
<b><u>Filling</u></b>					
J	Return, fill and ram selected excavated materials around foundations	56	CM		
<b><u>Hardcore or the like</u></b>					
K	300mm thick layer of imported handpacked hardcore including levelling, compacting and consolidating in 150mm thick layers	57	SM		
L	50mm Thick Quarry dust blinding to the surface of hardcore;rolled smooth to receive polythene sheeting(m.s)	57	SM		
<b><u>Carried Forward to Collection</u></b>					

PROPOSED DEVELOPMENT OF MULOT, CHEBUNYO AND OLOLULUNGA FRESH PRODUCE MARKETS

ITEM	DESCRIPTION (ESP)	QTY	UNIT	RATE	AMOUNT
	<b><u>Insecticide Treatment</u></b>				
A	Dragnet FT termicide 0.5% solution to be applied at the rate of 4 litres per square metre on top of hardcore filling and foundation walls strictly in accordance with manufacturer's printed instructions and subject to a TEN year guarantee	57	SM		
	<b><u>Damp Proof Membrane</u></b>				
B	500mm Gauge polythene or other equal and approved plastic sheet damp proof membrane laid over blinding(measured nett - allow for laps)	57	SM		
	<b><u>In-situ concrete work</u></b>				
	<u>Plain insitu concrete; class 15/20 (1:3:6 mix); using ordinary portland cement in:</u>				
C	Strip footing	29	SM		
	<u>Reinforced vibrated insitu concrete; class 20/20 (1:2:4 mix); using ordinary portland cement in:</u>				
D	Sub-structural Columns	1	CM		
E	Foundation strip foot	6	CM		
F	150mm thick floor bed	57	SM		
	<b><u>Sawn Formwork to:</u></b>				
G	Vertical sides of strip footings	20	SM		
H	Edges of slab over 75mm but not exceeding 150mm thick	37	LM		
	<b><u>Steel Reinforcement</u></b>				
	<u>High tensile round ribbed mild steel reinforcement bars to B.S. 4461, including spacer blocks, cutting, tying and bending</u>				
	<u>Assorted Reinforcement bars in:</u>				
J	Strip-footings	480	KG		
	<b><u>Carried Forward to Collection</u></b>				

PROPOSED DEVELOPMENT OF MULOT, CHEBUNYO AND OLOLULUNGA FRESH PRODUCE MARKETS

ITEM	DESCRIPTION (ESP)	QTY	UNIT	RATE	AMOUNT
	<b><u>BRC Mesh</u></b>				
	<u>Fabric; reference A65 mesh; 200 x 200 mm; weighing 2.22 kg per square metre; B.S. 4483; including 400 mm laps, bends, tying wire and spacer blocks</u>				
A	In floor bed	57	SM		
	<b><u>Foundation Walling</u></b>				
	200mm thick chiselled natural stone walling bedded and jointed in cement and sand (1:3) mortar and reinforced with hoop-iron at every alternate course	87	SM		
	<b><u>Plinth Finishes</u></b>				
C	12mm thick cement and sand (1:3) wood float render to plinth area flattening the floor slab	12	SM		
D	Prepare and apply three coats of black bituminous paint to rendered area	12	SM		
	<b><i>Carried Forward to Collection</i></b>				
	<b><u>COLLECTION</u></b>				
	Brought Forward from Page <b>Bill 2/S2/1</b>				
	Brought Forward from Page <b>Bill 2/S2/2</b>				
	Brought Down from Above				
	<b>SUBSTRUCTURE TOTAL CARRIED TO SUMMARY</b>				

PROPOSED DEVELOPMENT OF MULOT, CHEBUNYO AND OLOLULUNGA FRESH PRODUCE MARKETS

ITEM	DESCRIPTION (ESP)	QTY	UNIT	RATE	AMOUNT
<b>ELEMENT NO. 2 : WALLING</b>					
<b>EXTERNAL WALLING</b>					
<u>Machine cut "Ndarugo" or equal and approved quarry stone walling bedded, bonded and jointed in cement, sand (1:3) mortar reinforced as necessary with hoop iron at every alternate course.</u>					
A	200mm thick walling	109	SM		
<b>INTERNAL WALLING</b>					
<u>Machine cut "Ndarugo" or equal and approved quarry stone walling bedded, bonded and jointed in cement, sand (1:3) mortar reinforced as necessary with hoop iron at every alternate course.</u>					
B	200mm thick walling	36	SM		
<b>DAMP PROOF COURSES</b>					
<u>B.S 743; type A; bitumen hessian base; 150 mm laps; (1:4)</u>					
D	200mm wide	48	LM		
<b>WALLING TOTAL CARRIED TO SUMMARY</b>					

PROPOSED DEVELOPMENT OF MULOT, CHEBUNYO AND OLOLULUNGA FRESH PRODUCE MARKETS

ITEM	DESCRIPTION (ESP)	QTY	UNIT	RATE	AMOUNT
<b>ELEMENT NO. 3 : CONCRETE SUPERSTRUCTURE</b>					
<b><u>RINGBEAM</u></b>					
<u>In situ concrete class 25 vibrated and reinforced as described in:</u>					
A	Beams	4	CM		
<b><u>REINFORCEMENT</u></b>					
<u>High yield square twisted bars or ribbed reinforcement to KS573:2005 Kenya standard specification for cold worked high yield steel bars for reinforcement of concrete bars for shall be deemed to include the binding wire and the spacer blocks</u>					
B	Assorted	320	KG		
<b><u>FORMWORK</u></b>					
<u>Sawn softwood formwork to:</u>					
D	Sides and soffits of beams	38	SM		
<b>CONCRETE SUPERSTRUCTURE TO SUMMARY</b>					

PROPOSED DEVELOPMENT OF MULOT, CHEBUNYO AND OLOLULUNGA FRESH PRODUCE MARKETS

ITEM	DESCRIPTION (ESP)	QTY	UNIT	RATE	AMOUNT
	<b><u>ROOF AND RAINWATER DISPOSAL (PROVISIONAL)</u></b>				
	<b><u>ROOF COVERINGS</u></b>				
A	IT-5 pre-painted gauge 28 profile sheets or other equal and approved roofing material laid in accordance with the manufacturing instructions 27.5 degrees pitched roof	86	SM		
	<u>Roofing accessories</u>				
B	300mm girth ridge capping to match roofing sheets nailed to the timber purlins	15	LM		
	<b><u>ROOF STRUCTURE</u></b>				
	<u>All structural roof timber to be treated general grade sawn cypress to approval</u>				
C	150x50mm Rafters	77	LM		
D	150x50mm Tie beams	72	LM		
E	100x50mm struts and ties	100	LM		
F	100x50mm Purlins	171	LM		
G	100x50mm Wall plate	37	LM		
	<b><u>JOINERY</u></b>				
	<u>Treated wrot cypress (prime grade)</u>				
	<u>50 x 25mm thick eaves vent battens nailed at 300mm centres with galvanised nails including 50 x 50mm bandering at 500mm centres and coffee tray mesh; 25 x 12mm beading to edges</u>				
H	Horizontal suspended eaves boarding	22	SM		
I	250 x 25 mm fascia and barge board	42	LM		
	<u>Gauge 24 galvanized mild steel</u>				
J	150mm x 150mm (450mm girth) gutter fixed with and including approved mild steel brackets screwed onto fascia board (m/s) at 1000mm centres	31	LM		
K	150 x 150mm box-profile downpipe fixed with and including approved mild steel holder bats screwed onto masonry or concrete	6	LM		
	<b><u>Carried Forward to Collection</u></b>				

PROPOSED DEVELOPMENT OF MULOT, CHEBUNYO AND OLOLULUNGA FRESH PRODUCE MARKETS

ITEM	DESCRIPTION (ESP)	QTY	UNIT	RATE	AMOUNT
<b><u>RAIN-WATER GOODS (PROVISIONAL)</u></b>					
A	Extra over ditto for swan neck projection with 600mm offset	2	NR		
B	Ditto for bend	2	NR		
C	Ditto horse shoe projection with 350mm offset	2	NR		
D	Ditto gutter outlets	2	NR		
E	Ditto stopped ends	2	NR		
<b><u>PAINTING AND DECORATING</u></b>					
<u>Prepare and apply one coat primer, one undercoat and two coats acrylic paint on woodwork</u>					
F	Surfaces over 100mm but not exceeding 200mm girth	6	LM		
G	Knot,prime, stop and apply one undercoat and two finishing coats of gloss oil paint to general surfaces of metal	14	SM		
<b><i>Carried Forward to Collection</i></b>					
<b><u>COLLECTION</u></b>					
Brought Forward from Page <b>Bill 2/S2/6</b>					
Brought Down from Above					
<b>ROOF AND RAINWATER GOODS TO SUMMARY</b>					



PROPOSED DEVELOPMENT OF MULOT, CHEBUNYO AND OLOLULUNGA FRESH PRODUCE MARKETS

ITEM	DESCRIPTION (ESP)	QTY	UNIT	RATE	AMOUNT
	<p><b><u>STEEL DOORS</u></b></p> <p><u>Supply and fix mild steel panel doors, comprising of 25mm x 3mm thick SHS mullions and stiles, 3mm thick mild steel panel infills and 50mm x 3mm angle line framing, complete with 50x50x3 mm thick mild steel RHS frame with &amp; including ; 5mm thick clear laminated sheet glass and glazing in putty ; building in lugs to jambs , plugging to head or cill , bedded all round in cement and sand (1:3) mortar and pointing one side in mastic and complete with three three lever deadlock , heavy duty hinges, peg stays, and oiling, easing and adjusting and fixing to concrete or masonry ; grinding all welds to smooth finish; one coat red oxide primer before ; all necessary approved ironmongery to Architect's details and schedule:-</u></p>				
A	Door size 900x 2100mm	4	NO		
	<b>DOORS TOTAL CARRIED TO SUMMARY</b>				

PROPOSED DEVELOPMENT OF MULOT, CHEBUNYO AND OLOLULUNGA FRESH PRODUCE MARKETS

ITEM	DESCRIPTION (ESP)	QTY	UNIT	RATE	AMOUNT
	<b><u>MILD STEEL WINDOW FRAMES</u></b>				
	<u>Supply and fix the following purpose made mild steel casement small panes windows, with standard "Z" section framing including all coupling mullions etc and complete with polished brass handles, peg stays and other ironmongery; factory primed with red oxide primer including cutting and pinning fixing lugs to concrete or masonry work jambs; bedding in cement and sand (1:3) mortar, pointing all round frames in mastic, greasing, oiling and adjusting opening lights on completion all in accordance with Architect's window schedule</u>				
A	Window size 1500 x 1000mm overall (Security/Office/Janitors)	4	NO		
	<b><u>GLAZING</u></b>				
	<u>including fixing with approved putty In panes not exceeding 0.10 square metres</u>				
C	In panes not exceeding 0.10 square metres	6	SM		
	<b><u>PAINTING AND DECORATING</u></b>				
E	Touch up primer, prepare and apply two undercoats and one finishing coat gloss paint on metal work General surfaces of mild steel windows( both sides)	6	SM		
	<b><u>WINDOW CILL</u></b>				
F	150 x 45mm thick precast concrete window cill throated and bedded in cement and sand (1:3) mortar to racked external wall window cill: building ends to window jamb	6	LM		
	<b>WINDOWS TOTAL CARRIED TO SUMMARY</b>				

PROPOSED DEVELOPMENT OF MULOT, CHEBUNYO AND OLOLULUNGA FRESH PRODUCE MARKETS

ITEM	DESCRIPTION (ESP)	QTY	UNIT	RATE	AMOUNT
	<p><b><u>EXTERNAL WALL FINISHES</u></b></p>				
A	<p>Supply labor and material for key- pointing to masonry walls in cement/sand (1:3) mortar</p>	109	SM		
	<p><b><u>PLASTER</u></b></p> <p>12mm (minimum) two-coat lime plaster, with steel trowelled finish including anticracking mesh or gauze where necessary to joints on walls, beams, columns as described to:</p>				
D	<p>Stone walls</p>	181	SM		
	<p><b><u>PAINTING AND DECORATING</u></b></p> <p>Prepare and apply three (3) coats of silk vinyl matt emulsion paint or other and approved in:</p>				
E	<p>Plastered walls surfaces</p>	181	SM		
	<p><b>Wall finishes total carried to summary</b></p>				

PROPOSED DEVELOPMENT OF MULOT, CHEBUNYO AND OLOLULUNGA FRESH PRODUCE MARKETS

ITEM	DESCRIPTION (ESP)	QTY	UNIT	RATE	AMOUNT
	<b><u>CEILING FINISHES</u></b>				
	<u>Chipboard ceiling including brandering and all necessary cutting, trimming and filling all joints</u>				
A	9mm thick	57	SM		
	<u>Approved Cornice to the edges of chipboard Ceiling and the plastered masonry walling</u>				
B	100 x 25mm moulded cornice: plugged	27	LM		
	<b><u>PAINTING AND DECORATING</u></b>				
	<u>Prepare and apply three coats first quality emulsion paint to:</u>				
C	General surfaces of chipboard board ceiling	57	SM		
	<b>Ceiling finishes Total carried to Summary</b>				

PROPOSED DEVELOPMENT OF MULOT, CHEBUNYO AND OLOLULUNGA FRESH PRODUCE MARKETS

ITEM	DESCRIPTION (ESP)	QTY	UNIT	RATE	AMOUNT
	<b><u>FLOOR FINISHES</u></b>				
	<b><u>SCREED</u></b>				
	<u>In situ cement and sand (1:3) screeded beds with necessary balancing for different floor finishes</u>				
A	20mm thick wood float screed to receive non slip ceramic tiles flooring	57	SM		
	<b><u>CERAMIC FLOOR TILING</u></b>				
	<u>Supply and fix 8mm thick approved first quality ceramic floor tiles including bedding, bonding, jointing with cement grout pointing in stained cement laying to falls where necessary</u>				
B	300 x 300mm rustic ceramic floor tiles	57	SM		
	<b><u>SKIRTING</u></b>				
C	100 high x 25mm thick ceramic skirting including bedding, bonding, jointing with cement grout pointing in stained cement laying to falls where necessary	33	LM		
	<b>Floor finishes Total carried to Summary</b>				

PROPOSED DEVELOPMENT OF MULOT, CHEBUNYO AND OLOLULUNGA FRESH PRODUCE MARKETS

ITEM	DESCRIPTION (ESP)	QTY	UNIT	RATE	AMOUNT
<b>BILL SUMMARY: ABLUTION BLOCK</b>					
A	Substructure				
B	Walling				
	Concrete Superstructures				
C	Roofwork				
D	Doors				
E	Windows				
F	Wall finishes				
G	Ceiling Finishes				
H	Floor Finishes				
<b>TOTAL FOR OFFICES AND GUARDHOUSE CARRIED TO GRAND SUMMARY</b>					

**BILL NO. 4: SECTION NO. 3**

**ABLUTION BLOCK**

PROPOSED DEVELOPMENT OF MULOT, CHEBUNYO AND OLOLULUNGA FRESH PRODUCE MARKETS (ESP)

ITEM	DESCRIPTION	QTY	UNIT	RATE	AMOUNT
	<b><u>ABLUTION BLOCK</u></b>				
	<b><u>ELEMENT NO.1 SUBSTRUCTURE [ALL PROVISIONAL]</u></b>				
	<b><u>Site Clearance</u></b>				
A	Clear site of all vegetation, bushes or scrubs, undergrowth or the like, grub up their roots and clear/burn arising debris	84	SM		
	<b><u>Excavation and Earthwork</u></b>				
B	Excavate oversite average 1500mm deep to remove vegetable soil, load, wheel and deposit as directed, later spread on site as directed	84	SM		
C	Excavate to reduce levels not exceeding 1500 mm deep from stripped level	13	CM		
D	Excavate trenches for foundation strip footings commencing at stripped level, not exceeding 1.50 metres deep	74	CM		
E	Extra over all excavations for excavating in rock: irrespective of type or location	13	CM		
F	Allow for planking and strutting to uphold sides of excavations as required	ITEM			
G	Allow for keeping excavations free from mud and all water including spring and running water by pumping, bailing or other approved means	ITEM			
	<b><u>Disposal</u></b>				
H	Load and cart away surplus excavated materials from site	37	CM		
	<b><u>Filling</u></b>				
J	Return, fill and ram selected excavated materials around foundations	28	CM		
	<b><u>Hardcore or the like</u></b>				
K	300mm thick layer of imported handpacked hardcore including levelling, compacting and consolidating in 150mm thick layers	84	SM		
L	50mm Thick Quarry dust blinding to the surface of hardcore;rolled smooth to receive polythene sheeting(m.s)	84	SM		
	<b><i>Carried Forward to Collection</i></b>				



PROPOSED DEVELOPMENT OF MULOT, CHEBUNYO AND OLOLULUNGA FRESH PRODUCE MARKETS (ESP)

ITEM	DESCRIPTION	QTY	UNIT	RATE	AMOUNT
	<b><u>Insecticide Treatment</u></b>				
A	Dragnet FT termicide 0.5% solution to be applied at the rate of 4 litres per square metre on top of hardcore filling and foundation walls strictly in accordance with manufacturer's printed instructions and subject to a TEN year guarantee	84	SM		
	<b><u>Damp Proof Membrane</u></b>				
B	500mm Gauge polythene or other equal and approved plastic sheet damp proof membrane laid over blinding(measured nett - allow for laps)	84	SM		
	<b><u>In-situ concrete work</u></b>				
	<u>Plain insitu concrete; class 15/20 (1:3:6 mix); using ordinary portland cement in:</u>				
C	Strip footing	40	SM		
	<u>Reinforced vibrated insitu concrete; class 20/20 (1:2:4 mix); using ordinary portland cement in:</u>				
D	Foundation strip foot	8	CM		
E	150mm thick floor bed	84	SM		
	<b><u>Sawn Formwork to:</u></b>				
F	Vertical sides of strip footings	26	SM		
G	Edges of slab over 75mm but not exceeding 150mm thick	38	LM		
	<b><u>Steel Reinforcement</u></b>				
	<u>High tensile round ribbed mild steel reinforcement bars to B.S. 4461, including spacer blocks, cutting, tying and bending</u>				
	<u>Assorted Reinforcement bars in:</u>				
H	Strip-footings	640	KG		
	<b><i>Carried Forward to Collection</i></b>				

PROPOSED DEVELOPMENT OF MULOT, CHEBUNYO AND OLOLULUNGA FRESH PRODUCE MARKETS (ESP)

ITEM	DESCRIPTION	QTY	UNIT	RATE	AMOUNT
	<b><u>BRC Mesh</u></b>  <u>Fabric; reference A65 mesh; 200 x 200 mm; weighing 2.22 kg per square metre; B.S. 4483; including 400 mm laps, bends, tying wire and spacer blocks</u>				
A	In floor bed	84	SM		
	<b><u>Foundation Walling</u></b>  200mm thick chiselled natural stone walling bedded and jointed in cement and sand (1:3) mortar and reinforced with hoop-iron at every alternate course				
B		132	SM		
	<b><u>Plinth Finishes</u></b>  12mm thick cement and sand (1:3) wood float render to plinth area flattening the floor slab				
C		11	SM		
D	Prepare and apply three coats of black bituminous paint to rendered area	11	SM		
	<b><i>Carried Forward to Collection</i></b>				
	<b><u>COLLECTION</u></b>  Brought forward from <b>Bill 4/S3/1</b>  Brought forward from <b>Bill 4/S3/2</b>  Brought Down from Above				
	<b>SUBSTRUCTURE TOTAL CARRIED TO SUMMARY</b>				

PROPOSED DEVELOPMENT OF MULOT, CHEBUNYO AND OLOLULUNGA FRESH PRODUCE MARKETS (ESP)

ITEM	DESCRIPTION	QTY	UNIT	RATE	AMOUNT
	<p><b><u>ELEMENT NO. 2 : WALLING</u></b></p> <p><b><u>EXTERNAL WALLING</u></b></p> <p><u>Machine cut "Ndarugo" or equal and approved quarry stone walling bedded, bonded and jointed in cement, sand (1:3) mortar reinforced as necessary with hoop iron at every alternate course.</u></p> <p>A 200mm thick walling</p> <p><b><u>INTERNAL WALLING</u></b></p> <p><u>Machine cut "Ndarugo" or equal and approved quarry stone walling bedded, bonded and jointed in cement, sand (1:3) mortar reinforced as necessary with hoop iron at every alternate course.</u></p> <p>B 200mm thick walling</p> <p><b><u>DAMP PROOF COURSES</u></b></p> <p><u>B.S 743; type A; bitumen hessian base; 150 mm laps; under walls; including levelling bed with cement mortar (1:4)</u></p> <p>D 200mm wide</p>	<p>133</p> <p>81</p> <p>44</p>	<p>SM</p> <p>SM</p> <p>LM</p>		
	<p><b>WALLING TOTAL CARRIED TO SUMMARY</b></p>				

PROPOSED DEVELOPMENT OF MULOT, CHEBUNYO AND OLOLULUNGA FRESH PRODUCE MARKETS (ESP)

ITEM	DESCRIPTION	QTY	UNIT	RATE	AMOUNT
	<b><u>ELEMENT NO. 3 : CONCRETE SUPERSTRUCTURE</u></b>				
	<b><u>RINGBEAM</u></b>				
	<u>Insitu concrete class 25 vibrated and reinforced as described in:</u>				
A	Beams	3	CM		
	<b><u>REINFORCEMENT</u></b>				
	<u>High yield square twisted bars or ribbed reinforcement to KS573:2005 Kenya standard specification for cold worked high yield steel bars for reinforcement of concrete bars for reinforcement ( or other equal and approved) The rate shall be deemed to include the binding wire and the spacer blocks</u>				
B	Assorted	300	KG		
	<b><u>FORMWORK</u></b>				
	<u>Sawn softwood formwork to:</u>				
D	Sides and soffits of beams	27	SM		
	<b>CONCRETE SUPERSTRUCTURE TO SUMMARY</b>				

PROPOSED DEVELOPMENT OF MULOT, CHEBUNYO AND OLOLULUNGA FRESH PRODUCE MARKETS (ESP)

ITEM	DESCRIPTION	QTY	UNIT	RATE	AMOUNT
	<b><u>ROOF AND RAINWATER DISPOSAL (PROVISIONAL)</u></b> <b><u>ROOF COVERINGS</u></b>				
A	IT-5 pre-painted gauge 28 profile sheets or other equal and approved roofing material laid in accordance with the manufacturing instructions 27.5 degrees pitched roof  <u>Roofing accessories</u>	122	SM		
B	300mm girth ridge capping to match roofing sheets nailed to the timber purlins  <b><u>ROOF STRUCTURE</u></b>  <u>All structural roof timber to be treated general grade sawn cypress to approval</u>	14	LM		
C	150x50mm Rafters	96	LM		
D	150x50mm Tie beams	78	LM		
E	100x50mm struts and ties	100	LM		
F	100x50mm Purlins	50	LM		
G	100x50mm Wall plate  <b><u>JOINERY</u></b>  <u>Treated wrot cypress (prime grade)</u>  <u>50 x 25mm thick eaves vent battens nailed at 300mm centres with galvanised nails including 50 x 50mm bandering at 500mm centres and coffee tray mesh; 25 x 12mm beading to edges</u>	38	LM		
H	Horizontal suspended eaves boarding	23	SM		
I	250 x 25 mm fascia and barge board  <u>Gauge 24 galvanized mild steel</u>	38	LM		
J	150mm x 150mm (450mm girth) gutter fixed with and including approved mild steel brackets screwed onto fascia board (m/s) at 1000mm centres	43	LM		
K	150 x 150mm box-profile downpipe fixed with and including approved mild steel holder bats screwed onto masonry or concrete	6	LM		
	<b><i>Carried Forward to Collection</i></b>				

PROPOSED DEVELOPMENT OF MULOT, CHEBUNYO AND OLOLULUNGA FRESH PRODUCE MARKETS (ESP)

ITEM	DESCRIPTION	QTY	UNIT	RATE	AMOUNT
	<b><u>RAIN-WATER GOODS (PROVISIONAL)</u></b>				
A	Extra over ditto for swan neck projection with 600mm offset	4	NR		
B	Ditto for bend	4	NR		
C	Ditto horse shoe projection with 350mm offset	4	NR		
D	Ditto gutter outlets	4	NR		
E	Ditto stopped ends	4	NR		
	<b><u>PAINTING AND DECORATING</u></b>				
	<u>Prepare and apply one coat primer, one undercoat and two coats acrylic paint on woodwork</u>				
F	Surfaces over 100mm but not exceeding 200mm girth	6	LM		
G	Knot,prime, stop and apply one undercoat and two finishing coats of gloss oil paint to general surfaces of metal	19	SM		
	<b><i>Carried Forward to Collection</i></b>				
	<b><u>COLLECTION</u></b>				
	Brought forward from <b>Bill 4/S3/6</b>				
	Brought Down from Above				
	<b>ROOF AND RAINWATER GOODS TO SUMMARY</b>				

PROPOSED DEVELOPMENT OF MULOT, CHEBUNYO AND OLOLULUNGA FRESH PRODUCE MARKETS (ESP)

ITEM	DESCRIPTION	QTY	UNIT	RATE	AMOUNT
	<b><u>STEEL DOORS</u></b>				
	<u>Supply and fix mild steel panel doors, comprising of 25mm x 3mm thick SHS mullions and stiles, 3mm thick mild steel panel infills and 50mm x 3mm angle line framing, complete with 50x50x3 mm thick mild steel RHS frame with &amp; including ; 5mm thick clear laminated sheet glass and glazing in putty ; building in lugs to jambs , plugging to head or cill , bedded all round in cement and sand (1:3) mortar and pointing one side in mastic and complete with three three lever deadlock , heavy duty hinges, peg stays, and oiling, easing and adjusting and fixing to concrete or masonry ; grinding all welds to smooth finish; one coat red oxide primer before ; all necessary approved ironmongery to Architect's details and schedule:-</u>				
A	Door size 900x 2100mm	4	NO		
	<b><u>FLUSH DOORS</u></b>				
	<u>45mm Thick semi-solid core flush doors faced both sides with mahogany veneer, lipped all round with softwood</u>				
B	Door overall size 900mm wide x 2100 mm high complete with polishing and appropriate clear lacquer all done to the satisfaction of the Architect	8	NO		
C	Ditto for double acting swing door in PWD	2	NO		
	<u>Wrot cypress frames selected and kept clean; including approved painting to</u>				
D	150 x 50mm frame with two labours; 25mm thick quadrant; 40mm wide x 12mm thick architrave; priming with aluminium paint; Prepare and apply 3 coats of approved lacquer to exposed timber surface.	47	LM		
	<b><u>IRONMONGERY</u></b>				
	<u>Catalogue or other equal and approved, complete with matching</u>				
E	100mm steel butt hinges with screws Union Catalogue or other equal and approved	16	PRS		
F	3-lever mortice lock`Union complete with aluminium lever handles - equal and approved	10	NO		
G	Rubber door stop fixed to concrete floor,or masonry walling with and including rawl bolt - Union Catalogue.or other equal and approved	14	NO		
H	Indicator Bolt	10	NO		
	<b>DOORS TOTAL CARRIED TO SUMMARY</b>				

PROPOSED DEVELOPMENT OF MULOT, CHEBUNYO AND OLOLULUNGA FRESH PRODUCE MARKETS (ESP)

ITEM	DESCRIPTION	QTY	UNIT	RATE	AMOUNT
	<p><b><u>MILD STEEL WINDOW FRAMES</u></b></p> <p><u>Supply and fix the following purpose made mild steel casement small panes windows, with standard "Z" section framing including all coupling mullions etc and complete with polished brass handles, peg stays and other ironmongery; factory primed with red oxide primer including cutting and pinning fixing lugs to concrete or masonry work jambs: bedding in cement and sand (1:3) mortar, pointing all round frames in mastic, greasing, oiling and adjusting opening lights on completion all in accordance with Architect's window schedule</u></p>				
A	Window size 900 x 900mm high overall	10	NO		
B	Window size 1200 x 900mm high overall	2	NO		
	<p><b><u>GLAZING</u></b></p> <p><u>fixing with approved putty</u> <u>In panes not exceeding 0.10 square metres</u></p>				
C	In panes not exceeding 0.10 square metres	2	SM		
	<u>fixing with approved putty</u>				
D	In panes not exceeding 0.10 square metres	9	SM		
	<p><b><u>PAINTING AND DECORATING</u></b></p>				
E	Touch up primer, prepare and apply two undercoats and one finishing coat gloss paint on metal work General surfaces of mild steel windows( both sides)	11	SM		
	<p><b><u>WINDOW CILL</u></b></p>				
F	150 x 45mm thick precast concrete window cill throated and bedded in cement and sand (1:3) mortar to racked external wall window cill: building ends to window jamb	11	LM		
	<p><b>WINDOWS TOTAL CARRIED TO SUMMARY</b></p>				



PROPOSED DEVELOPMENT OF MULOT, CHEBUNYO AND OLOLULUNGA FRESH PRODUCE MARKETS (ESP)

ITEM	DESCRIPTION	QTY	UNIT	RATE	AMOUNT
	<b><u>EXTERNAL WALL FINISHES</u></b>				
A	Supply labor and material for key- pointing to masonry walls in cement/sand (1:3) mortar	133	SM		
	<b><u>INTERNAL WALL FINISHES</u></b>				
B	12mm (minimum) cement sand (1:3) render to receive ceramic tiles in toilet units	295	SM		
	<b><u>CERAMIC WALL TILING</u></b>				
	<u>Supply and fix approved coloured ceramic wall tiles including bedding in cement grout and pointing with coloured grout complete with pvc corner pieces</u>				
C	Walls in washrooms	295	SM		
	<b><u>PLASTER</u></b>				
	12mm (minimum) two-coat lime plaster, with steel trowelled <u>finish including anticracking mesh or gauze where necessary to joints on walls, beams, columns as described to:</u>				
D	Stone walls	30	SM		
	<b><u>PAINTING AND DECORATING</u></b>				
	<u>Prepare and apply three (3) coats of silk vinyl matt emulsion paint or other and approved in:</u>				
E	Plastered walls surfaces	30	SM		
	<b>Wall finishes total carried to summary</b>				

PROPOSED DEVELOPMENT OF MULOT, CHEBUNYO AND OLOLULUNGA FRESH PRODUCE MARKETS (ESP)

ITEM	DESCRIPTION	QTY	UNIT	RATE	AMOUNT
	<b><u>CEILING FINISHES</u></b>				
	<u>Chipboard ceiling including brandering and all necessary cutting, trimming and filling all joints</u>				
A	9mm thick	84	SM		
	<u>Approved Cornice to the edges of chipboard Ceiling and the plastered masonry walling</u>				
B	100 x 25mm moulded cornice: plugged	33	LM		
	<b><u>PAINTING AND DECORATING</u></b>				
	<u>Prepare and apply three coats first quality emulsion paint to:</u>				
C	General surfaces of chipboard board ceiling	84	SM		
	<b>Ceiling finishes Total carried to Summary</b>				

PROPOSED DEVELOPMENT OF MULOT, CHEBUNYO AND OLOLULUNGA FRESH PRODUCE MARKETS (ESP)

ITEM	DESCRIPTION	QTY	UNIT	RATE	AMOUNT
	<p><b><u>FLOOR FINISHES</u></b></p> <p><b><u>SCREED</u></b></p> <p><u>Insitu cement and sand (1:3) screeded beds with necessary balancing for different floor finishes</u></p> <p>A 20mm thick wood float screed to receive non slip ceramic tiles flooring</p> <p><b><u>NON SLIP CERAMIC TILING</u></b></p> <p><u>Supply and fix 8mm thick approved first quality non - slip ceramic floor tiles including bedding, bonding, jointing with cement grout pointing in stained cement laying to falls where necessary</u></p> <p>B 300 x 300mm rustic ceramic floor tiles</p> <p><b><u>SKIRTING</u></b></p> <p>C 100 high x 25mm thick ceramic skirting including bedding, bonding, jointing with cement grout pointing in stained cement laying to falls where necessary</p>	<p>84</p> <p>84</p> <p>33</p>	<p>SM</p> <p>SM</p> <p>LM</p>		
	<p><b>Floor finishes Total carried to Summary</b></p>				

PROPOSED DEVELOPMENT OF MULOT, CHEBUNYO AND OLOLULUNGA FRESH PRODUCE MARKETS (ESP)

ITEM	DESCRIPTION	QTY	UNIT	RATE	AMOUNT
	<b><u>BILL SUMMARY: ABLUTION BLOCK</u></b>				
A	Substructure				
B	Walling				
	Concrete Superstructures				
C	Roofwork				
D	Doors				
E	Windows				
F	Wall finishes				
G	Ceiling Finishes				
H	Floor Finishes				
J	Allow a sum for provision of grilled opening and counter top in 2NO paybooths and provision of lockable shelves in ladies washroom (Approx. 2SM) all to architect's satisfaction. The amount is to be expended strictly under the PM's discretion.				
	<b>TOTAL FOR ABLUTION BLOCK CARRIED TO GRAND SUMMARY</b>				

PROPOSED DEVELOPMENT OF MULOT, CHEBUNYO AND OLOLULUNGA FRESH PRODUCE MARKETS  
(ESP)

**BILL NO. 4: SECTION NO. 4**

**GATE HOUSE**

PROPOSED DEVELOPMENT OF MULOT, CHEBUNYO AND OLOLULUNGA FRESH PRODUCE MARKETS

ITEM	DESCRIPTION (ESP)	QTY	UNIT	RATE	AMOUNT
	<b><u>GATE HOUSE</u></b>				
	<b><u>SUBSTRUCTURE (ALL PROVISIONAL)</u></b>				
A	Excavate topsoil average 150mm deep wheel and deposit spoil 50 meters away in soil heaps.	9	SM		
	<b><u>EXCAVATION AND EARTHWORK</u></b>				
B	Excavate trenches for foundation strip footings commencing at stripped level, not exceeding 1.50 metres deep.	2	CM		
C	Extra over all excavations for excavating in rock: irrespective of type or location	1	CM		
D	Return, fill and ram selected excavated materials around foundations	20	CM		
E	Load and cart away surplus excavated materials from site	15	CM		
F	Allow for plucking and strutting; keep excavations free from falling debris.		ITEM		
G	Allow for general waste removal; keep excavated trenches free from water and weed.		ITEM		
	<b><u>HARDCORE OR THE LIKE</u></b>				
H	300mm thick approved hardcore fill well packed and compacted in layers not exceeding 150mm thick	9	SM		
J	50mm thick quarry dust blinding on surfaces of hardcore	9	SM		
	<b><u>ANTI-TERMITE TREATMENT</u></b>				
K	Chemical anti-termite treatment executed completed by an approved specialist under a ten year guarantee to: Surfaces of filling	9	SM		
	<b><u>CONCRETE WORK</u></b>				
	<u>Plain insitu concrete; class 15/20 (1:3:6 mix); using ordinary portland cement in:</u>				
L	50mm thick blinding	8	SM		
	<b><u>TOTAL C/F</u></b>				

PROPOSED DEVELOPMENT OF MULOT, CHEBUNYO AND OLOLULUNGA FRESH PRODUCE MARKETS

ITEM	DESCRIPTION (ESP)	QTY	UNIT	RATE	AMOUNT
	<b><i>TOTAL B/F</i></b>				
	<u>Reinforced vibrated insitu concrete; class 20/20 (1:2:4 mix); using ordinary portland cement in:</u>				
A	Strip footing	2	CM		
B	150mm thick floor bed	9	SM		
	<b><u>REINFORCEMENT</u></b>				
	<u>High tensile round ribbed mild steel reinforcement bars to B.S. 4461, including spacer blocks, cutting, tying and bending</u>				
C	Assorted Reinforcement bars	200	KG		
	<u>Fabric; reference A65 mesh; 200 x 200 mm; weighing 2.22 kg per square metre; B.S. 4483; including 400 mm laps, bends, tying wire and spacer blocks</u>				
D	In floor bed	9	SM		
	<b><u>FORMWORK</u></b>				
	<u>Sawn Formwork to:</u>				
E	Edges of Slab	15	LM		
F	Soffits of suspended slab	10	SM		
	<b>Substructure total carried to Bill Summary</b>				

PROPOSED DEVELOPMENT OF MULOT, CHEBUNYO AND OLOLULUNGA FRESH PRODUCE MARKETS

ITEM	DESCRIPTION (ESP)	QTY	UNIT	RATE	AMOUNT
	<b><u>SUPERSTRUCTURE</u></b>				
	<b><u>EXTERNAL WALLING</u></b>				
	<u>Natural / quarry blue or grey stone smooth chisel dressed walling bedded, bonded and jointed in cement, sand (1:3) mortar reinforced as necessary with hoop irons at every alternate course</u>				
S	200mm thick walling, including horizontal key- pointing to approval	32	SM		
	<b><u>DAMP PROOF COURSES</u></b>				
	<u>B.S 743; type A; bitumen hessian base; 150 mm laps; under walls; including levelling bed with cement mortar (1:4)</u>				
	<u>C</u>				
B	200mm wide	12	LM		
	<b><u>RINGBEAM</u></b>				
	<u>In situ concrete class 25 vibrated and reinforced as described in:</u>				
C	Beams	1	CM		
	<b><u>REINFORCEMENT</u></b>				
	<u>High yield square twisted bars or ribbed reinforcement to KS573:2005 Kenya standard specification for cold worked high yield steel bars for reinforcement of concrete bars for reinforcement ( or other equal and approved) The rate shall be deemed to include binding wire/spacer blocks</u>				
D	Assorted bars in Beams	100	KG		
	<b><u>FORMWORK</u></b>				
	<u>Sawn softwood formwork to:</u>				
E	Sides and soffits of beams	18	SM		
	<b>Superstructure carried to Summary</b>				



PROPOSED DEVELOPMENT OF MULOT, CHEBUNYO AND OLOLULUNGA FRESH PRODUCE MARKETS

ITEM	DESCRIPTION (ESP)	QTY	UNIT	RATE	AMOUNT
	<b><u>ROOF AND RAINWATER DISPOSAL (PROVISIONAL)</u></b>				
A	IT-5 pre-painted gauge 28 profile sheets or other equal and approved roofing material laid in accordance with the manufacturing instructions	11	SM		
	<b><u>ROOF STRUCTURE</u></b> <i>All structural roof timber to be treated general grade sawn cypress to approval</i>				
B	150x50mm Tie beams	15	LM		
C	100x50mm Purlins	25	LM		
D	100x50mm Wall plate	15	LM		
	<u>50 x 25mm thick eaves vent battens nailed at 300mm centres with galvanised nails including 50 x 50mm branding at 500mm centres and coffee tray mesh; 25 x 12mm beading to edges</u>				
E	Horizontal suspended eaves boarding	5	SM		
F	250 x 25 mm fascia and barge board	10	LM		
	<u>Gauge 24 galvanized mild steel</u>				
G	150mm x 150mm (450mm girth) gutter fixed with and including approved mild steel brackets screwed onto fascia board (m/s) at 1000mm centres	10	LM		
H	150 x 150mm box-profile downpipe	3	LM		
	<b><u>RAIN-WATER GOODS (PROVISIONAL)</u></b>				
I	Extra over ditto for swan neck projection with 600mm offset	4	NR		
J	Ditto for bend	4	NR		
K	Ditto horse shoe projection with 350mm offset	4	NR		
L	Ditto gutter outlets	4	NR		
M	Ditto stopped ends	4	NR		
	<u>Prepare and apply one coat primer, one undercoat and two coats acrylic paint on woodwork to</u>				
N	General surfaces	10	SM		
O	Surfaces over 100mm but not exceeding 200mm girth	37	LM		
	<b>ROOF AND RAINWATER DISPOSAL CARRIED TO SUMMARY</b>				

PROPOSED DEVELOPMENT OF MULOT, CHEBUNYO AND OLOLULUNGA FRESH PRODUCE MARKETS

ITEM	DESCRIPTION (ESP)	QTY	UNIT	RATE	AMOUNT
A	<p><b><u>EXTERIOR DOORS</u></b></p> <p><b><u>STEEL CASEMENT DOORS</u></b></p> <p><u>Standard section purpose made heavy duty casement door complete with frame, sub-frame, mullions, transomes, glazing bars; burglar proofing grilles fabricated from 30 x 3mm flat bars; all necessary pegs, brass handles and stays, pin type heavy duty hinges, mosquito proofed hooded permanent vent, fixing lugs cast on, one coat red oxide primer before fixing in position and pointing with approved mastic sealant all round frame; all to architect's details</u></p> <p>Door size 900 x 2100mm high overall</p>	1	NO		
	<b>Total for Doors carried to Summary</b>				

PROPOSED DEVELOPMENT OF MULOT, CHEBUNYO AND OLOLULUNGA FRESH PRODUCE MARKETS

ITEM	DESCRIPTION (ESP)	QTY	UNIT	RATE	AMOUNT
	<b><u>MILD STEEL WINDOW FRAMES</u></b>				
	<u>casement small panes windows, with standard "Z" section</u>				
A	Window overall size 2400 x 600mm high (1sm) comprising small panes and matching 38mm x 3mm ms flat burglar bars in opening pane	1	NO		
	<b><u>GLAZING</u></b>				
	<u>including fixing with approved putty</u> <u>In panes not exceeding 0.10 square metres</u>				
C	In panes not exceeding 0.10 square metres	1	SM		
	<b><u>PAINTING AND DECORATING</u></b>				
E	Touch up primer, prepare and apply two undercoats and one finishing coat gloss paint on metal work General surfaces of mild steel windows( both sides)	1	SM		
	<b><u>WINDOW CILL</u></b>				
F	150 x 45mm thick precast concrete window cill throated and bedded in cement and sand (1:3) mortar to racked external wall window cill: building ends to window jamb	2	LM		
	<b>Total for windows carried to summary</b>				

PROPOSED DEVELOPMENT OF MULOT, CHEBUNYO AND OLOLULUNGA FRESH PRODUCE MARKETS

ITEM	DESCRIPTION (ESP)	QTY	UNIT	RATE	AMOUNT
	<p><b><u>EXTERNAL WALL FINISHES</u></b></p> <p><u>Prepare and apply one undercoat and two finishing coats first quality plastic emulsion paint to</u></p>				
A	Rendered concrete or keyed surfaces, externally	35	SM		
B	Ditto Internally	35	SM		
	<p><b><u>PAINTING AND DECORATING</u></b></p> <p><u>Prepare and apply three (3) coats of silk vinyl matt emulsion paint or other and approved in:</u></p>				
C	Plastered walls surfaces	35	SM		
<b>Total for wall finishes carried to summary</b>					

PROPOSED DEVELOPMENT OF MULOT, CHEBUNYO AND OLOLULUNGA FRESH PRODUCE MARKETS

ITEM	DESCRIPTION (ESP)	QTY	UNIT	RATE	AMOUNT
A	<p><b><u>CEILING FINISHES</u></b></p> <p><u>Chipboard ceiling including brandering and all necessary cutting, trimming and filling all joints</u></p> <p>9mm thick</p>	9	SM		
B	<p><u>Approved Cornice to the edges of chipboard Ceiling and the plastered masonry walling</u></p> <p>100 x 25mm moulded cornice: plugged</p>	15	LM		
C	<p><b><u>PAINTING AND DECORATING</u></b></p> <p><u>Prepare and apply three coats first quality emulsion paint to:</u></p> <p>General surfaces of chipboard board ceiling</p>	9	SM		
	<p><b>Total for ceiling finishes carried to Summary</b></p>				

PROPOSED DEVELOPMENT OF MULOT, CHEBUNYO AND OLOLULUNGA FRESH PRODUCE MARKETS

ITEM	DESCRIPTION (ESP)	QTY	UNIT	RATE	AMOUNT
	<p><b><u>FLOOR FINISHES</u></b></p> <p><b><u>SCREED</u></b></p> <p><u>Insitu cement and sand (1:3) screeded beds with necessary balancing for different floor finishes</u></p> <p>A 32mm thick wood float screed to receive non slip ceramic tiles flooring</p> <p><b><u>CERAMIC TILING</u></b></p> <p><u>Supply and fix 8mm thick approved first quality non - slip ceramic floor tiles including bedding, bonding, jointing with cement grout pointing in stained cement laying to falls where necessary</u></p> <p>B 300 x 300mm SAJ or other equal and approved ceramic floor tiles to approval</p> <p><b><u>SKIRTING</u></b></p> <p>C 150 high x 25mm thick ceramic skirting including bedding, bonding, jointing with cement grout pointing in stained cement laying to falls where necessary</p>	<p>9</p> <p>9</p> <p>15</p>	<p>SM</p> <p>SM</p> <p>LM</p>		
	<p><b>Total for floor finishes carried to Summary</b></p>				

PROPOSED DEVELOPMENT OF MULOT, CHEBUNYO AND OLOLULUNGA FRESH PRODUCE MARKETS

ITEM	DESCRIPTION (ESP)	QTY	UNIT	RATE	AMOUNT
<b><u>BILL SUMMARY: GATE HOUSE</u></b>					
A	Substructure				
B	Superstructure Work				
C	Roofwork				
D	Doors				
E	Windows				
F	Wall finishes				
G	Ceiling Finishes				
H	Floor Finishes				
<b>TOTAL FOR GATE HOUSE CARRIED TO SUMMARY</b>					

PROPOSED DEVELOPMENT OF MULOT, CHEBUNYO AND OLOLULUNGA FRESH PRODUCE MARKETS  
(ESP)

**BILL NO. 4: SECTION NO. 5**

**REFUSE BIN**



PROPOSED DEVELOPMENT OF MULOT, CHEBUNYO AND OLOLULUNGA FRESH PRODUCE MARKETS

ITEM	DESCRIPTION (ESP)	QTY	UNIT	RATE	AMOUNT
	<b><u>REFUSE BIN</u></b>				
	<b><u>SUBSTRUCTURES (ALL PROVISIONAL)</u></b>				
A	Excavate oversite average 200mm deep to remove vegetable soil, load, wheel and deposit as directed, later spread on site as directed	28	SM		
	<b><u>EXCAVATION AND EARTHWORKS</u></b>				
B	Excavation to reduce levels	4	CM		
C	Excavate for foundation strips in normal soil not exceeding 1.5m deep starting from reduced level	11	CM		
D	Return fill and ram selected excavated material around foundations.	23	CM		
E	Load, wheel and cart away from site surplus excavated material and deposit in approved dumping area.	14	CM		
F	Extra over all kinds of excavation for excavating rock irrespective of class.	6	CM		
	<b><u>PLUNKING AND STRUTTING</u></b>				
G	Allow for keeping excavations free from all water by pumping or otherwise.		ITEM		
H	Ditto; for plunking and strutting to sides of excavations.		ITEM		
	<b><u>HARDCORE</u></b>				
J	250mm thick approved broken quarry stone hardcore filling in well compacted layers.	28	SM		
K	50 mm thick stone dust blinding to surfaces of hardcore	28	SM		
	<b><u>ANTI - TERMITE</u></b>				
L	Dragnet FT termiticide 0.5% solution to be applied at the rate of 4 litres per square metre on top of hardcore filling over foundation walls or equal and approved treatment strictly in accordance with manufactureurer's printed instructions and subject to a TEN YEAR guarantee	28	SM		
	<b>TOTAL C/F</b>				

PROPOSED DEVELOPMENT OF MULOT, CHEBUNYO AND OLOLULUNGA FRESH PRODUCE MARKETS

ITEM	DESCRIPTION (ESP)	QTY	UNIT	RATE	AMOUNT
	<b>TOTAL B/F</b>				
	<b><u>CONCRETE WORKS</u></b>				
	<u>50 mm plain concrete (1:4:8) blinding to:</u>				
M	Foundation strips	13	SM		
	<u>Vibrated reinforced concrete class 20/20mm in:</u>				
A	Foundation strips	3	CM		
B	150mm thick ground floor slab	28	SM		
	<b><u>REINFORCEMENT</u></b>				
	<u>High tensile square twisted bars to BS 4461 including bends, hooks and trying wire</u>				
C	Assorted Reinforcement Bars	240	KG		
E	Steel fabric mesh reinforcement type A65 weighing 2.22Kg/M2 and to BS 4483 and with 150 mm side laps (measured net - no allowance for laps)	28	SM		
	<b><u>FORMWORK</u></b>				
F	Sides of strip foundations	9	SM		
G	Edges of ground floor bed exceeding 75mm but not exceeding 150mm girth.	22	LM		
H	500 gauge polythene sheeting laid under concrete floor bed	28	SM		
	<b><u>WALLING</u></b>				
J	200 mm thick approved natural stone walling bedded and jointed in cement sand (1:3) mortar	22	SM		
	<b><u>PLINTH</u></b>				
K	12mm Thick cement and sand (1:3) wood float render to plinth area	4	SM		
L	Prepare and apply three coats black bitumastic paint to rendered area	4	SM		
	<b>Substructure Total Carried to Summary</b>				

PROPOSED DEVELOPMENT OF MULOT, CHEBUNYO AND OLOLULUNGA FRESH PRODUCE MARKETS

ITEM	DESCRIPTION (ESP)	QTY	UNIT	RATE	AMOUNT
A	<p><b><u>WALLING</u></b></p> <p>200 mm thick approved stone walling; bedded and jointed in cement sand (1:3) mortar; with keyed and pointed joints both internally and externally</p> <p><u>Bituminous or other equal approved damp-proof course; 3 ply membrane</u></p>	32	SM		
B	<p>Horizontal; 200mm wide under walls</p> <p><b><u>COPING</u></b></p> <p><u>75 mm thick Weathered and Throated saddled - back grey precast concrete Coping jointed in cement:sand (1:3) mortar</u></p>	22	LM		
C	<p>For 200 mm thick walls</p>	22	LM		
	<p><b>Walling total carried to Summary</b></p>				

PROPOSED DEVELOPMENT OF MULOT, CHEBUNYO AND OLOLULUNGA FRESH PRODUCE MARKETS

ITEM	DESCRIPTION (ESP)	QTY	UNIT	RATE	AMOUNT
A	<p><b><u>EXTERNAL OPENING (GATE)</u></b></p> <p><u>MS Grille framed with 40x25x3mm thick R.H.S sections including assembly and fixing to opening cutting and pinning lugs to masonry blockwork and bedding frame in cement and sand mortar (1:4) in:</u></p> <p>Gate: Double leafed; swinging; overall size 2000x1500 mm,</p> <p>each leaf size 1000x1500 mm high all as per the Architects details</p> <p><u>Prepare and Apply Three Coats of Gloss Oil Paint to:</u></p>	1	NO		
B	<p>General surfaces of Steel gate</p>	18	SM		
	<p><b>External Opening Carried to Summary</b></p>				

PROPOSED DEVELOPMENT OF MULOT, CHEBUNYO AND OLOLULUNGA FRESH PRODUCE MARKETS

ITEM	DESCRIPTION (ESP)	QTY	UNIT	RATE	AMOUNT
	<b><u>FINISHES</u></b>				
	<b><u>WALL FINISHES</u></b>				
A	Keying and pointing to joints to both external and internal surfaces	64	SM		
	<b><u>FLOOR FINISHES</u></b>				
B	50 mm thick plain cement and sand (1:4) bedding screed steel trowelled smooth to falls	28	SM		
C	Ditto 100mm high skirting (Provisional)	22	LM		
<b>Total for Finishes carried to Bill Summary</b>					

PROPOSED DEVELOPMENT OF MULOT, CHEBUNYO AND OLOLULUNGA FRESH PRODUCE MARKETS

ITEM	DESCRIPTION (ESP)	QTY	UNIT	RATE	AMOUNT
	<b><u>BILL SUMMARY: REFUSE BIN</u></b>				
A	Substructures				
B	Walling				
C	External Opening				
D	Finishes				
	<b>TOTAL FOR REFUSE BIN CARRIED TO GRAND SUMMARY</b>				

**BILL NO. 4: SECTION NO. 6**

**ELECTRICAL WORKS**

**ELECTRICAL INSTALLATIONS - BILLS OF QUANTITIES**

**OFFICE BLOCK AND GATE HOUSES**

<b>LIGHTING INSTALLATIONS</b>					
<b>ITEM</b>	<b>DESCRIPTION</b>	<b>UNIT</b>	<b>QTY.</b>	<b>RATE</b>	<b>AMOUNT</b>
				<b>SHS.</b>	<b>SHS.</b>
	<b><u>LIGHTING POINTS</u></b>				
	<b>Supply, install, set to work, test and commission the following as specified and described below :-</b>				
1.11	Lighting points wired in 3 x 1.5sq.mm PVC insulated single core copper wires drawn in 20 mm diameter heavy gauge PVC conduits saddled surface on the ceiling slab and roof trusses,one way switched complete with all accessories, but excluding switch and fitting.	No.	13		
	<b><u>LIGHTING ACCESSORIES</u></b>				
1.12	10 Amp moulded plate switches flush mounted on wall as MK Logic Plus WHI/Crabtree/Clipsal.				
	i) one gang, one way	No.	10		
	ii) Two gang, two way	No.	1		
	iii) Three gang, two way	No.	1		
	<b><u>LIGHTING FITTINGS</u></b>				
	<b>Supply, install, set to work, test and commission the following as specified and described below :-</b>				
1.13	1200mm, 1x36W Bare batten flourescent fitting as THORN POPULAR PACK Light Type "4"	No.	5		
1.14	200mmØ, 18W,IP44 stainless steel finish,color to approval, suitable for outdoor use as massive lighting 16314/47/10 light type "B"	No.	8		
<b>TOTAL C/F TO COLLECTION PAGE D6</b>					



**SMALL POWER INSTALLATIONS**

ITEM	DESCRIPTION	UNIT	QTY.	RATE	AMOUNT
				SHS.	SHS.
<b>SMALL POWER INSTALLATIONS</b>					
<b>Supply, install, set to work, test and commission the following as specified and described below :-</b>					
1.21	13 Amp ringmain socket outlet points wired in 3 x 2.5sq mm PVC single core copper cables drawn in 25mm H/G PVC conduits concealed in wall and floor slab complete with all accessories but excluding the socket outlet plate	No.	8		
1.22	13Amp standard twin switched moulded socket outlet plates with neon indicator, mounted flush on wall as MK Logic Plus WHI or equivalent.	No.	8		
1.23	25mm diameter heavy gauge PVC conduit links concealed in walls and floor slab, complete with couplers, threads, etc.	LM	100		
1.24	38mm diameter heavy gauge PVC conduit links concealed in walls and floor slab, complete with couplers, threads, etc.	LM	100		
1.25	Water pump power outlet points wired in 3 x 6.0sq mm PVC single core copper cables drawn in 50mm H/G PVC conduits concealed in wall and floor slab complete with all accessories but excluding the isolator	No.	2		
1.26	32A SPN isolator as KATKO for above	No.	2		
1.27	Voice/Data outlet point in 25 mm diameter pvc conduit concealed in wall and slab and linked radial from the adaptable box located at stairwall, complete with blanking cover and draw wire for future installations.	No.	8		
1.28	63A, 6-Way, SPN Consumer Unit as Schneider,Crabtree or approved equivalent	No.	1		
1.29	Curve 'B' SP Miniature circuit breakers for the consumer unit above as Schnieder or approved equivalent				
	i) 10A	No.	2		
	ii) 30A	No.	1		
	iii) blanking plates	No.	3		
1.21	Sub-mains comprising of 6mm <sup>2</sup> 2-C PVC/SWA/PVC copper cable c/w appropriate cable lugs from Sub board/Meter Board to Consumer Unit complete with appropriate cable glands	Lm	40		
1.22	Supply, install and connect 150mm x 150mm metallic adaptor box with a din rail.	No.	3		
<b>SUB-TOTAL CARRIED FORWARD TO THE COLLECTION PAGE</b>					

PROPOSED DEVELOPMENT OF MULOT, CHEBUNYO AND OLOLULUNGA FRESH PRODUCE MARKETS (ESP)

ITEM	DESCRIPTION	AMOUNT
		SHS.
	<b>COLLECTION PAGE</b>	
C.1	TOTAL FOR LIGHTING INSTALLATION B/F Bill 4/S1/1	
C.2	TOTAL FOR SMALL POWER INSTALLATIONS B/F Bill 4/S1/2	
C.3	SUB - TOTAL	
	<b>TOTAL FOR Office Block &amp; Gate Houses C/ F TO MAIN SUMMARY PAGE No. M/S</b>	<b>0.00</b>

**ABLUTION BLOCK**

<b>LIGHTING INSTALLATIONS</b>					
<b>ITEM</b>	<b>DESCRIPTION</b>	<b>UNIT</b>	<b>QTY.</b>	<b>RATE</b>	<b>AMOUNT</b>
				<b>SHS.</b>	<b>SHS.</b>
	<b><u>LIGHTING POINTS</u></b>				
	<b>Supply, install, set to work, test and commission the following as specified and described below :-</b>				
3.11	Lighting points wired in 3 x 1.5sq.mm PVC insulated single core copper wires drawn in 20 mm diameter heavy gauge PVC conduits saddled surface on the ceiling slab and roof trusses,one way switched complete with all accessories, but excluding switch and fitting.	No.	22		
	<b><u>LIGHTING ACCESSORIES</u></b>				
3.12	10 Amp moulded plate switches flush mounted on wall as MK Logic Plus WHI.				
	i) one gang, one way	No.	4		
	ii) Two gang, two way	No.	2		
	<b><u>LIGHTING FITTINGS</u></b>				
	<b>Supply, install, set to work, test and commission the following as specified and described below :-</b>				
3.13	1200mm 1x36W,4600lm,IP20,IK02,4000K neutral white single LED batten as Thorn PopPack LED 4500-840 HF L1200 Light type "A"	No.	5		
3.14	600mm 1x8W,4600lm,IP20,IK02,4000K neutral white single LED batten as Thorn PopPack LED 2300-840 HF L600 Light type "C"	No.	10		
3.15	200mmØ, 18W,IP44 stainless steel finish,color to approval, suitable for outdoor use as massive lighting 16314/47/10 light type "B"	No.	7		
<b>TOTAL C/F TO COLLECTION PAGE D6</b>					

**SMALL POWER INSTALLATIONS**

ITEM	DESCRIPTION	UNIT	QTY.	RATE	AMOUNT
				SHS.	SHS.
<b>SMALL POWER INSTALLATIONS</b>					
<b>Supply, install, set to work, test and commission the following as specified and described below :-</b>					
3.21	13 Amp ringmain socket outlet points wired in 3 x 2.5sq mm PVC single core copper cables drawn in 25mm H/G PVC conduits concealed in wall and floor slab complete with all accessories but excluding the socket outlet plate	No.	1		
3.22	13Amp standard twin switched moulded socket outlet plates with neon indicator, mounted flush on wall as MK Logic Plus WHI or equivalent.	No.	1		
3.23	Hand drier circuit wired in 3x2.5sq. mm PVC SC copper cables in 20mm heavy gauge PVC conduits concealed in the walls and floor slab, but excluding the socket outlet plate	No	2		
3.24	20Amp double pole switched moulded socket outlet plates with neon indicator, mounted flush on wall as MK Logic Plus WHI or equivalent.	No.	2		
3.25	25mm diameter heavy gauge PVC conduit links concealed in walls and floor slab, complete with couplers, threads, etc.	LM	50		
3.26	38mm diameter heavy gauge PVC conduit links concealed in walls and floor slab, complete with couplers, threads, etc.	LM	50		
3.27	63A, 6-Way, SPN Consumer Unit as Schneider, Crabtree or approved equivalent	No.	1		
3.28	Curve 'B' SP Miniature circuit breakers for the consumer unit above as Schnieder or approved equivalent				
	i) 10A	No.	2		
	ii) 30A	No.	1		
	iii) 20A	No.	2		
	iv) blanking plates	No.	1		
3.29	Sub-mains comprising of 6mm <sup>2</sup> 2-C PVC/SWA/PVC copper cable c/w appropriate cable lugs from Sub board/Meter Board to Consumer Unit complete with appropriate cable glands	LM	40		
<b>SUB-TOTAL CARRIED FORWARD TO THE COLLECTION PAGE</b>					

**COLLECTION PAGE**

ITEM	DESCRIPTION	AMOUNT
		SHS.
<b>COLLECTION PAGE</b>		
CP31	TOTAL FOR LIGHTING INSTALLATION B/F PG 1	
CP32	TOTAL FOR BILL POWER INSTALLATIONS B/F PG 2	
	SUB - TOTAL	
<b>TOTAL FOR SMALL POWER INSTALLATIONS C/ F TO MAIN SUMMARY PAGE</b>		

**MARKET SHEDS**

<b>LIGHTING INSTALLATIONS</b>					
<b>ITEM</b>	<b>DESCRIPTION</b>	<b>UNIT</b>	<b>QTY.</b>	<b>RATE</b>	<b>AMOUNT</b>
				<b>SHS.</b>	<b>SHS.</b>
<b>LIGHTING POINTS</b>					
<b>Supply, install, set to work, test and commission the following as specified and described below :-</b>					
4.11	Lighting points for one way switching /photocell comprising wiring in 3x1.5 sq.mm PVC single core copper cables drawn in surface Galvanized Steel conduits, circular looping boxes and all other necessary accessories	No.	36		
<b>LIGHTING FITTINGS</b>					
<b>Supply, install, set to work, test and commission the following as specified and described below :-</b>					
4.12	1200mm, 2x24W IP65 rated,dust and moisture resistant,corrosiob proof fluorescent fitting with polycarbonate diffuser and stainless steel toggle C/W two LED tubes as Philips TC060 HF/120CM Light Type "4D"	No.	36		
4.13	Supply, install and connect 150mm x 150mm metallic adaptor box with a din rail.	No.	3		
4.14	6-Way, Consumer Unit c/w 63A DP MCB integral isolator to be mounted on a Pillar in the shade as Scheider/Crabtree or approved equivalent	No.	1		
4.15	SP Miniature circuit breakers for the Consumer Unit above i) 10A	No.	3		
4.16	Supply, install and connect - 5A, 70 - 105 lux photocell kit, IP 65 as Fursee or approved equivalent for wall mounting	No.	3		
4.17	Sub-mains comprising of 6mm <sup>2</sup> 2-C PVC/SWA/PVC copper cable c/w appropriate cable lugs from Sub board/Meter Board to consumer Unit complete with appropriate cable glands	LM	40		
<b>TOTAL C/F TO COLLECTION PAGE</b>					

**COLLECTION PAGE**

<b>ITEM</b>	<b>DESCRIPTION</b>	<b>AMOUNT</b>
		<b>SHS.</b>
<b>COLLECTION PAGE</b>		
CP41	TOTAL FOR LIGHTING INSTALLATION B/F PG 1	
	SUB - TOTAL FOR 1 NO. MARKET SHED	
	<b>TOTAL FOR 3NO. TYPICAL SHEDS</b>	<b>X3</b>
<b>TOTAL FOR MARKET SHED C/ F TO MAIN SUMMARY PAGE No. M/S</b>		

	<b>Total for Market Shed carried forward to Summary Page</b>	
--	--	--

PROPOSED DEVELOPMENT OF MULOT, CHEBUNYO AND OLOLULUNGA FRESH PRODUCE MARKETS (ESP)

**SUBMAINS**

ITEM	DESCRIPTION	UNIT	QTY	RATE	AMOUNT
	<b>Supply, install, test, commission, and set to work the following:</b>				
6.1	Waterproof custom made front access free standing service turrets for outdoor installation manufactured in 14SWG galvanized mild steel sheet and finished with cream(or appropriate color) powder coating as shown in the schematics.	Item	1		
	(i) 63A INCOMING TPN MCCB	No.	2		
	(ii) 63A OUTGOING TPN MCCB	No.	6		
	(ii)63A OUTGOING SPN MCCB	No.	5		
6.2	Comprehensive earthing of Entire Installations to K.P.L.C /IEEE /IEC standards with Pure Copper rods and tapes with necessary earth treatment methods to achieve impedance not exceeding 1.0 ohms.	Item	2		
6.3	Supply and install a free standing sub-board/Meter Board.The board is to be lockable made out of 16SWG Mild Steel Sheet to house 26No. single phase energy meters, 1No. 63 Amps TPN MCCB main switch with current adjustable of 0.5I-1.0I,earthing bars and all other accessories. To have 4No. 100Amps TPN rated busbars with 26No. 63A DP MCBs and with spare facilities for upgrading. To be cream coated RAL green 6002 . To be mounted as per the drawing and approved by the Engineer.	No.	4		
6.4	16mm <sup>2</sup> 4-C PVC/SWA/PVC copper cable c/w appropriate cable lugs from the Service Turret to the above Sub-Boards complete with appropriate cable glands	Lm	300		
6.5	Comprehensive labeling of item 10.0 above	Item	1		
6.6	Attendance to power service provider during all relevant stages including application, follow up, service line and meter connections	Sum	1		
6.7	Build 600x600x700mm deep earthing manhole with internal plaster set 1 metre away from the building and heavy duty EAFW steel cover	No.	11		
6.8	Allow for builder's works - excavation, laying the ducts, concrete surround, back filling and making good the surface as directed by the Engineer	LM	300		
6.9	Cable gland kit for the sub mains cable	Lot	1		
6.11	50mm HG PVC duct	No.	100		
6.12	100mm HG PVC duct	No.	200		
6.13	Purpose built 1000 x 1000 x 750mm deep manhole complete with internal plaster and concrete cover with MS angle lines as directed the Structural Engineer.	No.	2		
<b>Total For Sub Mains carried forward to Main Summary Page</b>					





PROPOSED DEVELOPMENT OF MULOT, CHEBUNYO AND OLOLULUNGA FRESH PRODUCE MARKETS (ESP)

**MAIN SUMMARY PAGE**





ITEM	DESCRIPTION	AMOUNT
		SHS.
S.1	Total for Office Block & Gate Houses	
S.2	Total for Ablution Block	
S.3	Total For Market Sheds	
S.5	Total For SUBMAINS	
	<b><u>KPLC CHARGES</u></b>	
S.6	Allow a Provisional Sum of KES Three Million (3,000,000) for KPLC SERVICE LINE Connection charges and related installations	
	<b>COST ESTIMATES FOR ELECTRICAL INSTALLATIONS</b>	

PROPOSED CONSTRUCTION OF OLOLUNGA MARKET-NAROK COUNTY

SCHEDULE OF LIGHTING FITTING

AREA	SYMBOL	IMAGE	TECH SPECS	CONTRACTOR'S QUOTED FITTING
Offices Washroom  wall-mounted	Type "A"		1200mm , 1x24 watts, LED Luminaire ceiling mounted fitting	
Market Sheds	Type 4D		1200mm, 2X24W LED Luminaire with aquaproof diffuser	
Bathrooms	Type "E1"		Circular surface mounted fitting with 28W 2D LED lamp	
Bathrooms	Type "E1"		12watts LED ceiling mounted lighting fitting, 150x150mm	



Exits Stairways	EXIT signage		8W maintained emergency EXIT signage	
Ring Beam Security Lights	Type "B"		<p>Massive Lighting IP44 outdoor Inox stainless steel low Energy Wall Light</p> <p>Cat No-Massive Lighting 16314/47/10</p>	
Bathroom	Type "E1"		<p>Massive Casablanca Circular ceiling mounted light C/W with 22W LED lamp light type "E2"</p> <p>Cat No:Massive Lighting 71416/01/31</p>	
Washrooms	Type "C"		8W 600 mm bare batten fitting with LED light tubes type A	

Office Block Ablution Block			4,6 and 8 ways Consumer Units as schneider	
High Mast luminaires	LED floodlight		100/200W 9500 lm IP65 IK07,5700K  Neutral white LED floodlight LED BVP174 LED95/CW	
Office Block Ablution Block	Socket outlets, switches, DP switches		MK Electric	
Bathrooms	Conduits (White/black)		GENERAL INDUSTRIES/Pipe Metro	
Cables	Single core Lighting, ring mains and 4 core sub-mains		METSEC CABLES LTD/East Africa Cables	

**BILL NO. 4: SECTION NO. 7**

**MECHANICAL WORKS**

**MECHANICAL INSTALLATION WORKS**

ITEM	DESCRIPTION	QTY	UNIT	RATE	KSHS
	<b>SANITARY FITTINGS (Provisional)</b> Supply,deliver, install, test and commission the following sanitary appliances complete with all the connections to services, waste, jointing to supply overflows and plugging and scewing to the floors.				
	<b>Water Closet (WC) Pan</b> Squatting WC Pan size 740x740mm manufactured from Grade 304 (18/10) Stainless Steel of 1.2 mm gauge complete with 20 mm turn up and flange all round, a flush bowl pressed into one piece with the raised treaded pattern foot plates on both sides and in front of the flush bowl, a rear entry 32mm spreader pipe, 100mm Waste outlet for fitting to a standard 100mm PVC Waste Connector. To be as Franke or Approved Equivalent.	6	No		
A					
	<b>WC Flush Valves</b> 40mm diameter quiet exposed water closet flush valve, chrome plated, back entry, with integral vacuum breaker, non-hold-open features and non-return valve, inlet control stop, transition fittings and wall plate comprising flush valve, bent flush pipe and rubber pipe connector. The flush valve to be handle type. To be as 'Flush Master' or equal and approved.	6	No		
B					
	<b>SBSD Kitchen sink</b> Single bowl, single drainer stainless steel kitchen sink of size 1000 x 500mm as manufactured by ASL 140 or equal and approved. The bowl size to be 420 x 355 x 150mm deep complete with chrome plated 40mm waste fittings, plugs, chain stays, overflow, INo. 15mm diameter chrome plated sink bib tap, chrome plated bottle trap with 75mm deep seal and chain waste fitting.	0	No		
C					
	<b>Wash Hand Basin (Counter Top)</b> Countertop wash hand basin size 635 x 500mm with one tap hole, 32mm diameter chrome plated chain waste, chain stay hole, chrome plated non-conculsive time delay press action pillar tap and heavy duty plastic bottle trap (32mm 'P' trap) with 75mm seal. All to be as Twyford's "CAPRICORN" or equal and approved.	6	No		
D					
	<b>Urinal Slab</b> Enameled Stainless Steel urinal slab with partitions, 2300mm in length, 14 litre concealed cistern with automatic flushing fittings, 15mm diameter 'pegler' bib tap with star handles, concealed chrome plated flush pipes with concealed horizontal sparge pipes, 50mm dia. chrome plated hinged outlet with grating, cast iron shallow p-trap, 330mm raised fireclay tile floor treads. The unit shall be 5000 x 1050mm high with a channel as Ideal Standard or equal and approved	1	No		
E					
	<b>SBSD Dobby sink</b> Single bowl, single drainer Ceramic Dobby sink of size 1000 x 500mm as manufactured by ASL 140 or equal and approved. The bowl size to be 420 x 355 x 150mm deep complete with chrome plated 40mm waste fittings, plugs, chain stays, overflow, INo. 15mm diameter chrome plated sink bib tap, chrome plated bottle trap with 75mm deep seal and chain waste fitting.	0	No.		
F					
	<b>Stand pipe</b> 15mm 2Metres long GMS stand pipe each complete with 15mm chrome plated pegler bib tap	0	No.		
G					
	<b>Shower Fitting</b> Shower fitting comprising 20mm diameter stop cock and Instant shower fitting as Lorenzetti	2	No.		
H					
	<b>Total Carried Forward to Next Page</b>				

PROPOSED DEVELOPMENT OF MULOT, CHEBUNYO AND OLOLULUNGA FRESH PRODUCE MARKETS (ESP)

ITEM	DESCRIPTION	QTY	UNIT	RATE	KSHS
	<b>Brought Forward from Previous page</b>				
	<b>Disabled Persons Water Closet and Wash Hand Basin Facility</b>				
	Wheel chair accessible W.C facility Comprising of the following:-				
A	i)Close coupled W.C with 7.5 litre cistern with bottom inlet and overflow.The bowl shall be of size 375x560x420mm high.The bowl and cistern shall be manufactured from vitreous china complying with B.S 3402 .The unit shall be complete with valveless cistern fittings including syphon, 1 /2" side inlet ballvalve, 3 /4" side overflow, plastics flushbend, inlet connector and reversible metallic chrome plated cistern lever.There shall also be a heavy duty seat (25mm high) and cover with chrome plated metal hinges, toilet roll holder, 610 x 450 x 6mm thick mirror and robe hook.				
B	ii)Semi pedestal wall mounted W.H.B of size 600x500x545mm high with flexible connectors to waste and taps.The basin shall be manufactured from vitreous china complying with B.S 3402.It shall have one L/H tap hole with 1/2" chrome plated lever action pillar tap, chrome plated waste with height adjustable trap, pedestal and wall fixing bolts.				
	iii) Hinged support rail with toilet roll holder 770mm long manufactured in nylon coated aluminium and mounted on a wall fixing plate size 230x100 mm, 4No 600mm grab rails with covered wall plates. The set shall be as Twyfords DOC.M wheelchair accessible W.C. facility or approved equivalent.	2	set		
	<b><u>Hand Drier.</u></b>				
	Automatic hand drier in white colour, operaing on an infra red automatic sensing system with safty cut - out complete with plastic rawl plugs and fixing screws.				
B	The hand drier to have a heating capacity of 2.1 Kw and performance flow rate of 135cfm (3.82 m <sup>3</sup> /min) and to be of size 270x264x143 deep as "WANDSWORTH BUNNIE" Model HDZ or approved equivalent	2	No		
	<b><u>Soap Dispenser.</u></b>				
	Soap dispenser of capacity 1.136 litres complete with plastic rawls plug fixing screws, lock and key complete with initial gel. The soap dispenser to be as "ZALPON'S" Mark 7 Model of size 125x100x290mm high or approved equivalent.				
C		2	No		
	<b><u>Mirrors</u></b>				
A	6mm thick polished plate glass, silver backed mirror with beveled edges, size 610x497mm plugged and screwed to wall with 4No. Chrome plated chrome capped screws and 5mm thick foam back rest.	8	No		
	<b><u>Toilet Brush Holder.</u></b>				
B	Toilet brush holder in vitreous china mounted onto cocealed screw to wall wedges.	6	No		
	<b><u>Toilet Roll holder.</u></b>				
C	Fully recessed toilet roll holder in vitreous China of size 165x165 mm in approved colour as "TWYFORD VC" 9806 WH or equal and approved.	6	No		
	<b><u>Robe Hook</u></b>				
D	Vitreous China in approved colour mounted onto cocealed screw to wall wedges in approved colour. As "TWYFOND OCEAN" OC 6858 WH or approved equivalent.	8	No		
	<b><u>Flexible tubing</u></b>				
E	12mm diameter 300mm long Copper tubing bent as required including jointing to GMS pipe and fitting complete with 15mm diameter angle valve.	6	No		
	<b>TOTAL SANITARY FITTING CARRIED TO COLLECTION</b>				

PROPOSED DEVELOPMENT OF MULOT, CHEBUNYO AND OLOLULUNGA FRESH PRODUCE MARKETS (ESP)

ITEM	DESCRIPTION	QTY	UNIT	RATE	KSHS
	<b><u>INTERNAL PLUMBING (Provisional)</u></b>				
A	Supply, deliver and install for fixing of the following PPR pipework and fittings as described and shown on the drawings including jointings, couplings etc necessary for the proper and satisfactory functioning of the system to the Engineer's approval, pipe jointing shall be by polyfusion or use of electric coupling.				
B	Tenderer must allow in their prices for all the couplings, connectors, unions joints, all the Metal/plastic threaded adaptors where required for the connection of sanitary fixtures, valves, sockets, sliding and fixed joints, support raceways, isolating sheaths, elastic materials, expansion arms and bends, crossovers etc. as required in the running lengths of pipework and also where necessary, for pipe fixing clips, holder bats plugged and screwed, and pipe sleeves through structural members.				
	<b><u>PPR-C pipework</u></b>				
C	75 mm ditto	4	LM		
C	63 mm ditto	10	LM		
D	50 mm ditto	7	LM		
E	40 mm ditto	22	LM		
E	32 mm ditto	35	LM		
F	25 mm ditto	12	LM		
	<b><u>Extra over PPR-C pipework for the following</u></b>				
	<b><u>Bend/elbow</u></b>				
H	63 mm ditto	4	No.		
J	50 mm ditto	0	No.		
K	40 mm ditto	2	No.		
K	32 mm ditto	8	No.		
L	25 mm ditto	5	No.		
	<b>Total Carried Forward to Next Page</b>				

PROPOSED DEVELOPMENT OF MULOT, CHEBUNYO AND OLOLULUNGA FRESH PRODUCE MARKETS (ESP)

ITEM	DESCRIPTION	QTY	UNIT	RATE	KSHS
	<b>Brought Forward from Previous page</b>				
	<b><u>Tees</u></b>				
A	63mm ditto	0	No.		
B	40mm ditto	1	No.		
C	32mm ditto	0	No.		
D	25mm ditto	2	No.		
F	63 x 50 mm diameter unequal tee	0	No.		
G	63 x 40mm ditto	1	No.		
H	63 x 25mm ditto	1	No.		
I	50 x 40mm ditto	3	No.		
J	50 x 25mm ditto	1	No.		
K	32 x 25mm ditto	6	No.		
	<b><u>Reducers</u></b>				
E	75 x 63mm ditto	1	No.		
F	75 x 40mm ditto	1	No.		
G	32 x 25mm ditto	4	No.		
H	25 x 1/2" ditto	0	No.		
	<b><u>Peglar Gate Valves</u></b>				
I	63mm diameter full way gate valve with wheel head and jointing to tubing as 'PEGLAR' or approved equivalent.	1	No.		
J	50mm ditto	1	No.		
K	40mm ditto	0	No.		
L	32mm ditto	2	No.		
M	25mm ditto	3	No.		
	<b><u>Unions</u></b>				
N	75mm -ditto-	1	No		
O	50mm -ditto-	0	No		
P	40mm -ditto-	0	No		
Q	32mm -ditto-	1	No		
R	25mm -ditto-	0	No		
	<b><u>Sockets</u></b>				
S	63mm diameter pipe socket	1	No.		
T	50mm diameter ditto	1	No.		
U	40mm diameter ditto	2	No.		
V	32mm diameter ditto	2	No.		
W	25mm diameter ditto	4	No.		
	<b><u>Transition fittings</u></b>				
X	75mm x21/2" transition fittings	2	No.		
X	40mm x11/4" transition fittings	6	No.		
Y	25mm x 3/4" ditto	4	No.		
Z	25mm x 1/2" ditto	13	No.		
	<b>TOTAL INTERNAL PLUMBING CARRIED TO COLLECTION</b>				

PROPOSED DEVELOPMENT OF MULOT, CHEBUNYO AND OLOLULUNGA FRESH PRODUCE MARKETS (ESP)

ITEM	DESCRIPTION	QTY	UNIT	RATE	KSHS
	<b><u>INTERNAL DRAINAGE. (Provisional)</u></b> Supply and fix uPVC soil system to BS 4660 and BS 4515 and mU PVC waste systems to BS 5255 with screwed and socketed joints to BS 21. solvent welded joints shall be as per the system's manufacturer's written instruction. Tenderer must allow in their pipework prices for all the couplings, connectors, joints etc as required in the running lengths of the pipework and also where necessary for fixing clips, holder bats plugged and screwed.				
	<b><u>UPVC and Mupvc pipework</u></b>				
A	150mm diameter golden brown class 'D' pipes	35	Lm		
A	100mm diameter golden brown class 'D' pipes	30	Lm		
C	50mm diameter waste pipes	7	Lm		
D	40mm diameter waste pipes	13	Lm		
	<b><u>Extra over UPVC pipework for the following:-</u></b>				
E	100mm diameter sweep bend	6	No.		
F	100x50mm diameter reducing bush	1	No.		
G	75x50mm diameter reducing bush	0	No.		
H	100mm diameter single branches	0	No.		
I	100mm diameter WC connector	6	No.		
J	100mm diameter weathering slate and vent cowl	1	No.		
K	75mm diameter weathering slate and vent cowl	0	No.		
L	50mm diameter weathering slate and vent cowl	0	No.		
M	100x50mm diameter trapped floor gully c/w grating and cover	6	No.		
N	100x50mm diameter boss connector	0	No.		
P	50mm diameter sweep tee	0	No.		
Q	40mm diameter sweep tee	8	No.		
R	50mm diameter sweep bends	0	No.		
S	40mm dia ditto	8	No.		
T	50mm diameter access plug	6	No.		
U	40mm diameter access plug	5	No.		
V	50x40mm dia ditto	0	No.		
W	40x32mm dia ditto	6	No.		
F	300x300x200mm deep concrete gully trap complete with 100mm diameter UPVC 'P' Trap gully and 14 SWG cover with handle.	6	No.		
	<b><u>Inspection Chambers:</u></b> Construct man hole size 600x450mm and approx. 750mm deep with 200mm thick wall and 200mm thick base of concrete class N15. Man hole to be complete with 250mm thick benching with drain channels and 15mm internal plaster, top slab/screed, backfilling, carting away of surplus material and making good. The Manhole to be Complete with Man hole cover size 600x450mm and frame all in light duty cast iron with greased air tight seal and recessed cover for concrete infill				
G		8	No		
	<b>TOTAL FOR INTERNAL DRAINAGE CARRIED TO COLLECTION</b>				
	<b><u>COLLECTION PAGE</u></b>				
A	SANITARY FITTINGS				
B	INTERNAL PLUMBING				
C	INTERNAL DRAINAGE				
	<b>TOTAL FLOOR-00 SANITARY &amp; PLUMBING CARRIED TO SUMMARY</b>				



PROPOSED DEVELOPMENT OF MULOT, CHEBUNYO AND OLOLULUNGA FRESH PRODUCE MARKETS (ESP)

ITEM	DESCRIPTION	QTY	UNIT	RATE	KSHS
ITEM	DESCRIPTION	QTY	UNIT	RATE	AMOUNT
	<b><u>EXTERNAL RETICULATION (Provisional)</u></b>				
	Supply, deliver and install for fixing of the following PPR pipework and fittings as described and shown on the drawings including jointings, couplings etc necessary for the proper and satisfactory functioning of the system to the Engineer's approval, pipe jointing shall be by polyfusion or use of electric coupling.				
	Tenderer must allow in their prices for all the couplings, connectors, unions joints, all the Metal/plastic threaded adaptors where required for the connection of sanitary fixtures, valves, sockets, sliding and fixed joints, support raceways, isolating sheaths, elastic materials, expansion arms and bends, crossovers etc. as required in the running lengths of pipework and also where necessary, for pipe fixing clips, holder bats plugged and screwed, and pipe sleeves through structural members.				
	<b><u>PPR-C pipework</u></b>				
A	75 mm diameter PPR-C pipe	0	LM		
B	63 mm ditto	0	LM		
C	50 mm ditto	12	LM		
D	40 mm ditto	100	LM		
E	32 mm ditto	30	LM		
E	25 mm ditto	20	LM		
	<b><u>Extra over PPR-C pipework for the following</u></b>				
	<b><u>Bend/elbow</u></b>				
F	75mm diameter bend/elbow	0	No.		
G	63 mm ditto	0	No.		
H	50 mm ditto	0	No.		
I	40 mm ditto	5	No.		
I	32 mm ditto	3	No.		
I	25 mm ditto	1	No.		
	<b><u>Tees</u></b>				
A	75mm Tee	0	No.		
B	63mm ditto	0	No.		
C	40mm ditto	1	No.		
D	25mm ditto	2	No.		
	<b><u>Reducers</u></b>				
E	75 x 63mm ditto	0	No.		
F	76 x 50mm ditto	0	No.		
G	75 x 32mm ditto	0	No.		
H	63 x 32mm ditto	0	No.		
I	40 x 25mm ditto	1	No.		
	<b><u>Peglar Gate Valves</u></b>				
J	63mm diameter full way gate valve with wheel head and jointing to tubing as 'PEGLAR' or approved equivalent.	0	No.		
K	50mm ditto	0	No.		
L	40mm ditto	1	No.		
M	40mm Foot Valve	0	No.		
N	40mm Non Return Valve	1	No.		
	<b>Carried Forward to Next Page</b>				

PROPOSED DEVELOPMENT OF MULOT, CHEBUNYO AND OLOLULUNGA FRESH PRODUCE MARKETS (ESP)

ITEM	DESCRIPTION	QTY	UNIT	RATE	KSHS
	<b>Brought Forward from Previous Page</b>				
	<u>Unions</u>				
A	75mm -ditto-	0	No		
B	63mm -ditto-	0	No		
C	50mm -ditto-	0	No		
D	40mm -ditto-	2	No		
E	32mm -ditto-	0	No		
F	25mm -ditto-	1	No		
G	63mm dameter Non-return valve	0	No		
H	50mm dameter Non-return valve	0	No		
I	40mm dameter Non-return valve	0	No		
	<u>Sockets</u>				
J	40mm diameter pipe socket	16	No.		
K	32mm diameter ditto	6	No.		
	<u>Transition fittings</u>				
L	75mm x 2 1/2" transition fittings	0	No.		
M	63mm x 2" ditto	0	No.		
N	50mm x 1 1/2" transition fittings	0	No.		
O	40mm x 1 1/4" ditto	2	No.		
	<b>TOTAL EXTERNAL RETICULATION</b>				
	X 3NO TOTAL FOR EXTERNAL RETICULATION	3	NO		
	<b>TOTAL FOR 3NO. EXTERNAL RETICULATION CARRIED TO COLLECTION</b>				

PROPOSED DEVELOPMENT OF MULOT, CHEBUNYO AND OLOLULUNGA FRESH PRODUCE MARKETS (ESP)

ITEM	DESCRIPTION	QTY	UNIT	RATE	KSHS
	<b><u>WATER TANKS</u></b>				
A	Vertical close end plastic moulded tank of capacity 12000litres.The tank to be assembled complete with cover and having screwed connections for inlet, outlet, overflow, medium pressure ball valve, drain pipes and any other necessary item for its proper functioning. The tank shall be mounted on a platform and shall be as ROTO Model or approved equivalent.	1	No		
	Vertical close end plastic moulded tank of capacity 8000litres				
	<b><u>Elevated Steel tank</u></b>				
B	Pressed Steel Tank 75 m3 (Gross Capacity) complete with: 1 No. x 40/50mm tank connector (inlet) 1No. x 80mm Tank connector (outlet), 1 No. x Zincalume Sliding Hatch, 1No. x Hook on Ladder & bracket,	1	No		
C	Allow for Supply Ex Works	0	Sum		
D	<b>Excavations</b> Excavate trench for pipe not exceeding 100mm diameter and not exceeding 700mm deep averaging 500mm deep part return fill, ram and part cart away	100	Lm		
D	<b>Valve/Water Meter Chamber</b> Meter chamber size 450x450x600mm deep with 100mm concrete (1: 3: 6) base 50mm block sides rendered all round in cement and sand (1:4) and with approved hinged and flanged cast iron cover and frame including all necessary excavation, disposal and formwork.	1	No.		
E	<b>Pipe Sleeves</b> 100mm diameter heavy duty PVC Class 41 pipe sleeves for crossing over pathways and driveways. The sleeves will be encased in 150mm concrete surround.	70	Lm		
A	<b>Bulk and check Water Meters</b> 40mm bulk water meter as 'Kent' or equal and approved equivalent for the connection to the water main supply to site and include county charges.	1	No.		
	<b><u>Water Booster Pumps</u></b>				
B	A set of automatic electrically driven booster pumps one duty and the other standby, capable of delivering 4 m <sup>3</sup> /hr against a head of 3.0 bar with a 3-phase power source.The pump shall be complete with 100litre pressure vessel, controls and control panel, electrical works including wiring and fitting from the isolator to pumps, control panel and float switches. and all necessary accessories required for proper and satisfactory operation complete with anti-vibration mounted platform.	1	Set		
<b>Carried Forward to Next Page</b>					

PROPOSED DEVELOPMENT OF MULOT, CHEBUNYO AND OLOLULUNGA FRESH PRODUCE MARKETS (ESP)

ITEM	DESCRIPTION	QTY	UNIT	RATE	KSHS
	<b>Brought Forward from Previous Page</b>				
A	<p><b><u>Controls and Control Panel</u></b>                      Control panel for above pumps with contactors, over voltage and under voltage protection relays, MCBs, phase failure protection, timer, 80 meters long float switch control cable to the roof tanks, start/stop push buttons and indicator lights. All these shall be housed in a lockable cabinet (with integral isolator) made from SWG 18 mild steel sheet that is oven powder coated. There shall also be an adjustable time delay switch to ensure pumping cycles are controlled to not more than 6 per hour. It should include a change-over switch to enable the pumps to work alternately.</p>	Sum	No		
B	<p><b><u>Testing and commissioning</u></b>                      Allow for sterilization of the cold water system, pressure testing and commissioning of the Plumbing installation.</p>	SUM			
<b>TOTAL FOR 3NO. WATER TANKS CARRIED TO COLLECTION</b>					
C	X 3NO WATER TANKS	3	NO		
<b>TOTAL FOR 3NO. WATER TANKS CARRIED TO COLLECTION</b>					
<b><u>COLLECTION</u></b>					
D	3NO. EXTERNAL RETICULATION				
E	3NO. WATER TANKS				
<b>TOTAL WATER RETICULATION CARRIED TO SUMMARY</b>					

PROPOSED DEVELOPMENT OF MULOT, CHEBUNYO AND OLOLULUNGA FRESH PRODUCE MARKETS (ESP)

ITEM	DESCRIPTION	QTY	UNIT	RATE	KSHS
	<b>PORTABLE FIRE FIGHTING EQUIPMENT (Provisional)</b>				
	Supply, Deliver and install the following portable fire fighting equipment complete with initial charge and Pressure gauge including fixing wall brackets:				
	<b><u>CO<sub>2</sub> Gas Fire Extinguisher</u></b>				
A	4.5kg dry CO <sub>2</sub> gas portable fire extinguisher complete, with squeeze grip operating head, and discharge nozzle, fully charged.	1	No.		
	<b><u>Dry Chemical Powder Extinguisher</u></b>				
B	9kg dry Chemical powder fire portable extinguisher complete, with squeeze grip operating head, and discharge nozzle, fully charged.	1	No.		
	<b><u>Water/ CO<sub>2</sub>Extinguisher</u></b>				
C	9 litres water/ CO <sub>2</sub> gas portable fire extinguishers complete with cap, washer, and siphon-tube CO <sub>2</sub> cartridge and flexible rubber hose nozzle fully charged.	1	No.		
	<b><u>Manual Alarm bell</u></b>				
D	22cm (9") wall mounted manual rotary alarm bell	2	No.		
E	Fire exit signs	2	No.		
F	Fire instruction notices	2	No.		
	<b><u>Builder's works</u></b>				
G	Allow for all builders' works in connection with portable fire fighting equipment and installation	1	Item		
	<b>DRY RISER INSTALLATIONS</b>				
H	100mm diameter Galvanised mild steel class 'B' pipe	0	LM		
I	65mm ditto	0	LM		
J	100x65mm diameter unequal tee	0	No		
K	100mm diameter bend	0	No		
L	65mm diameter ditto	0	No		
M	100mm diameter tee	0	No		
N	65mm diameter GI Breeching valve with twin inlet	0	No		
O	65mm diameter Landing valve	0	No		
P	100x65mm diameter reducer	0	No		
Q	100x25mm diameter reducer	0	No		
R	25mm diameter Air Release valve	0	No		
	<b>TOTAL PORTABLE FIRE FIGHTING EQUIPMENT CARRIED TO COLLECTION</b>				

PROPOSED DEVELOPMENT OF MULOT, CHEBUNYO AND OLOLULUNGA FRESH PRODUCE MARKETS (ESP)

ITEM	DESCRIPTION	QTY	UNIT	RATE	KSHS
A	<p style="text-align: center;"><u>COLLECTION PAGE</u></p> <p>PORTABLE FIRE FIGTHING EQUIPMENT</p>				
	TOTAL FIRE SUPPRESSION CARRIED TO SUMMARY				

PROPOSED DEVELOPMENT OF MULOT, CHEBUNYO AND OLOLULUNGA FRESH PRODUCE MARKETS (ESP)

ITEM	DESCRIPTION	QTY	UNIT	RATE	KSHS
------	-------------	-----	------	------	------

**DRILLING AND EQUIPPING OF A BOREHOLE**

**PRELIMINARY AND GENERAL ITEMS**

Item	Description	Qty	Unit	Rate	Amount
A	Performance security	1	Sum		
B	Insurance for the works	1	Sum		
C	Third party Insurance	1	Sum		
D	Insurance for the workmen	1	Sum		
	<b><u>Contractor's mobilization</u></b>				
E	Mobilization and demobilization of contractor's plant and equipment including but not limited to drilling units, tank erection equipment, test pumping equipment, borehole development equipment, materials, personnel and other required supplies.	1	Lump sum		
F	Erecting and dismantling of contractor's borehole plant and equipment including but not limited to drilling unit, test pumping and borehole development units at all sites.	1	Sum		
G	Allow the Provisional Sum of KSh. 200,000 to cover supervision costs of Engineers assigned on the project from the Employer's head office to cover expenses for communications, transport, allowances, etc to be expended as directed by the Project Manager.	1	PC		
H	Add a percentage of item A above for contractor's overheads and profit.		%		
<b>TOTAL CARRIED COLLECTION PAGE</b>					

**DRILLING OF THE BOREHOLE 230M DEEP**

Item	Description	Qty	Unit	Rate	Amount
A	Drilling of 203mm (8") diameter borehole from 0 - n.e 100m below surface	100	LM		
B	Ditto but 100 - n.e 250m depth	130	LM		
C	Supply and installation of n.i.d 152mm (6") diameter plain mild steel casing heavy duty 5.4mm/152 and 6mm/203 to KS 06-259 and BS 1387.	180	LM		
D	Supply and installation of n.i.d 152mm (6") diameter mild steel casing (M/s Plasma cut well screens provision) heavy duty 5.4mm/152 and 6mm/203 to KS 06-259 and BS 1387.	50	LM		
E	Supply and installation of n.i.d 254mm (10") diameter plain mild steel casing heavy duty 6mm/254 to KS 06-259 and BS 1387.	20	LM		
F	Supply and installation of filter gravel pack (2-4mm)	20	Ton		
G	Development of the boreholes (12 hrs for the borehole)	12	Hr		
H	Test pumping and recovery measurements to ascertain borehole yield. (Test pumping for 24hr and recovery measurements for 12hr for the borehole)	36	Hr		
I	Construction of borehole head-works around well head by constructing a concrete plinth and a chamber measuring 2mx1mx1m with class 20/20 mass concrete floor slab and walls. Chamber to have painted Gauge16 steel plate lockable access cover 1mx1m with anti-theft and weather resistant padlock.	1	No.		
<b>TOTAL CARRIED TO COLLECTION PAGE</b>					

PROPOSED DEVELOPMENT OF MULOT, CHEBUNYO AND OLOLULUNGA FRESH PRODUCE MARKETS (ESP)

ITEM	DESCRIPTION	QTY	UNIT	RATE	KSHS
Item	Description	Qty	Unit	Rate	Amount
A	Supply and fix 6" borehole steel cap	1	No.		
B	Place a bentonite sanitary seal 10m deep.	1	Lump sum		
C	Allow costs for providing water for all requirements of the contract, field camp, drilling works etc for the site.	1	Lump sum		
D	Collect water samples and carry out full water quality analysis (chemical and bacteriological analysis) in a reputable laboratory acceptable to the Project Manager and submit water quality test report.	1	No.		
E	Allow costs for collecting formation samples and prepare Geological logging charts for the borehole	1	No.		
F	Complete the prescribe WRMA Borehole drilling completion report and submit to WARMA. Total for Drilling of the Borehole	1	No.		
<b>TOTAL CARRIED TO COLLECTION PAGE</b>					

COLLECTION PAGE

Item	Description	AMOUNT
	Total brought forward from page 1	
A	Total brought forward from page 2	
B	Total brought forward from page 3	
<b>C</b>	<b>TOTAL FOR DRILLING OF BOREHOLE</b>	
D	X 3NO BOREHOLE DRILLING AND EQUIPING	
	<b>TOTAL FOR DRILLING OF 3NO. BOREHOLES CARRIED TO SUMMARY PAGE</b>	



PROPOSED DEVELOPMENT OF MULOT, CHEBUNYO AND OLOLULUNGA FRESH PRODUCE MARKETS (ESP)

ITEM	DESCRIPTION	QTY	UNIT	RATE	KSHS
------	-------------	-----	------	------	------

ITEM	DESCRIPTION				AMOUNT
	<b><u>MECHANICAL INSTALLATIONS</u></b>				
A	SANITARY & PLUMBING				
B	WATER RETICULATION				
C	FIRE SUPPRESSION				
D	EQUIPING AND DRILLING BOREHOLE				
	<b>TOTAL CARRIED TO GRAND SUMMARY</b>				

PROPOSED DEVELOPMENT OF MULOT, CHEBUNYO AND OLOLULUNGA FRESH PRODUCE MARKETS  
(ESP)

**BILL NO. 4: SECTION NO. 8**

**HIGH-LEVEL WATER TOWER**

PROPOSED DEVELOPMENT OF MULOT, CHEBUNYO AND OLOLULUNGA FRESH PRODUCE MARKETS

ITEM	DESCRIPTION (ESP)	QTY	UNIT	RATE	AMOUNT
<b><u>HIGH LEVEL WATER TANK</u></b>					
<b><u>EXCAVATION</u></b>					
A	Excavate stub columns pit in normal soil n.e 1.5m deep.	33	CM		
B	Ditto but 1.5-3.0m deep	23	CM		
C	Return fill in and ram selected excavated material around foundation.	10	CM		
D	Remove surplus excavated material from site	16	CM		
<b><u>CONCRETE WORK</u></b>					
<u>Concrete (grade 15)</u>					
E	50mm blinding	15	SM		
<u>Vibrated reinforced concrete (grade 25)</u>					
F	Column bases	5	CM		
G	Stub columns	4	CM		
<u>Sawn Formwork To</u>					
H	Sides of stub columns	18	SM		
<u>High Yield Square Twisted Reinforcement</u>					
J	Assorted	900	KG		
<b><u>STEEL PLATFORM AND STORAGE TANKS</u></b>					
<u>Steel Structures</u>					
L	100mm diameter CHS steel section bottom welded to ms plate and top bolted to I- section (ms)	90	LM		
M	16mm diameter 300mm long bolts cast into concrete stub columns	100	NO		
N	400x400x8mm thick mild steel plates with 16mm diameter holes	30	NO		
<b>Carried to Collection</b>					

PROPOSED DEVELOPMENT OF MULOT, CHEBUNYO AND OLOLULUNGA FRESH PRODUCE MARKETS

ITEM	DESCRIPTION (ESP)	QTY	UNIT	RATE	AMOUNT
	<u>Steel Angle Bracings</u>				
A	35x35x6mm steel angle cross bracings welded and plated to CHS (ms)	50	LM		
B	200x200mm MS plates with 12mm diameter holes	150	NO		
C	12mm diameter 50mm long bolts with nuts and washers.	250	NO		
	<u>Bearers</u>				
D	150x50mm I- section as main members plated and bolted to CHS sections (ms)	85	LM		
E	150x50mm RHS members plated and bolted to I-sections (ms)	80	LM		
	<u>Timber bearers with prime grade treated timber</u>				
F	150x50mm timber	160	LM		
	<u>Steel Rails</u>				
G	900mm high steel rail comprising of 50mm CHS top and intermediate members and 35mm CHS balusters at 200mm centres welded to steel I-section (ms)	40	SM		
	<u>Ladder</u>				
H	300mm wide steel ladder: 50mm diameter CHS steel main members and 35mm diameter CHS bars at 200mm centers welded to main members and ladder welded to the steel tower to structural engineer's details	30	LM		
	<u>Storage Tanks</u>				
J	10,000 litres plastic water tanks as "ROTO" or other equal and approved complete with overflow outlet and inlet piping including hoisting and placing into position to the architect's details	2	NO		
	<u>Prepare, prime and apply two under coats and one gloss finishing coat of aluminium paint to:</u>				
K	Steel Tower	90	SM		
L	Steel Rail	30	SM		
M	Steel ladder	30	LM		
	<b>Carried to Collection</b>				

PROPOSED DEVELOPMENT OF MULOT, CHEBUNYO AND OLOLULUNGA FRESH PRODUCE MARKETS

ITEM	DESCRIPTION (ESP)	QTY	UNIT	RATE	AMOUNT
	<b><u>COLLECTION</u></b>				
A	From Page No. <b>Bill 4/S8/1</b>				
B	From Page No. <b>Bill 4/S8/2</b>				
	<b>TOTAL FOR HIGH LEVEL WATER TANK CARRIED TO SUMMARY</b>				

**BILL NO. 4: SECTION NO. 9**

**CHAINLINK FENCE**

**CHAINLINK FENCE**

ITEM	DESCRIPTION	QTY	UNIT	RATE	AMOUNT
	<b><u>SUBSTRUCTURES</u></b>				
A	Excavation for posts	14	CM		
B	Concrete backfilling to poles class 20/20	14	CM		
	<b><u>CHAINLINK FENCE</u></b>				
C	2.4 high x14 gauge chainlink 5ft high in accordance to KEBS standards complete with 12.5 gauge x6 strand galvanised barbed wires fencing with 100x125mm cranked precast concrete posts at 3.0m centres mortised in mass concrete surround	1023	SM		
	<u>Pre-cast concrete fencing posts:</u>				
D	100x125mm wide with the bottom embedded in mass concrete (40mm thick) size 500 x 500 x 500mm deep including all necessary excavation and backfilling	115	NO		
E	Ditto for 100x125mm struts to straining posts	15	NO		
	<b><u>STEEL GATES</u></b>				
	<u>Galvanised mild steel grille framed gate with 40x25x3mm thick RHS sections at 150mm centres including locking devices and accessories, assembly and fixing to opening cutting and pinning lugs to concrete or blockwork and bedding frame in cement and sand mortar(1:3) to Architects details</u>				
F	4000x2100mm high vehicular gate with two equal leaves to architects details	3	NO		
G	5800x2100 mm high vehicular gate with two equal leaves to architect's details	1	NO		
H	2000x2100mm high vehicular gate with two equal leaves to architects details	0	NO		
I	Prepare, prime and paint two under coats and one gloss finishing coat of oil paint on metal surfaces	75	SM		
	<b>TOTAL FOR CHAINLINK FENCE TO GRAND SUMMARY</b>				

**BILL NO. 4: SECTION NO. 10**

**EXTERNAL WORKS**



**EXTERNAL WORKS**

ITEM	DESCRIPTION	QTY	UNIT	RATE	AMOUNT
	<b><u>PAVED AREAS</u></b> <b><u>(ALL PROVISIONAL)</u></b>				
	<b><u>Substructures</u></b>				
A	Clear site of grass, bushes and cut down small trees, grab up their roots, and cart away debris from site	600	SM		
	<b><u>Vegetable Soil</u></b>				
B	Strip off vegetable soil, 150mm deep and cart away the arising material to an approved disposal site	600	SM		
	<b><u>Excavations including maintaining and supporting sides, keeping free from water, mud and fallen</u></b>				
C	Mass excavation including cutting to sloping terrain to reduce levels; 450mm deep; commencing from the existing ground level	270	CM		
D	Extra over all excavations for excavations in all classes of rock	9	CM		
	<b><u>Disposal of Excavated Material</u></b>				
E	Load and cart away excavated material to a site approved by the local authority	360	CM		
	<b><u>Sub-Grade Preparation</u></b>				
F	Scarfy bottom of excavations, including leveling to falls and cross falls and compact	600	SM		
	<b><u>Sub-Base Preparation</u></b>				
G	150mm thick hardcore deposited in layers not exceeding 150mm thick, well compacted to engineer's satisfaction	600	SM		
	<b><u>Murram filling</u></b>				
H	150mm thick approved imported murram/gravel filling well rolled and compacted to CBR 30 in layers not exceeding 150mm thick to make up levels.	600	SM		
J	150mm thick stabilized approved murram/soil/gravel, mixed with 2% cement; compacted to engineers satisfaction; including levelling to falls and crossfalls	600	SM		
K	50mm thick quarry dust bed to receive paving blocks	600	SM		
	<b><u>Paving Blocks</u></b>				
L	80 mm thick precast concrete heavy duty "cabro" paving blocks to manufacturer's specifications as "BamburiBlox" or other approved equal laid to falls and joints filled with fine sand, vibrated and cleaned	658	SM		
	<b>Total carried forward</b>				

PROPOSED DEVELOPMENT OF MULOT, CHEBUNYO AND OLOLULUNGA FRESH PRODUCE MARKETS (ESP)

	<b>Tota brought forward</b>				
	<b><u>Concrete Haunch</u></b> 100mm thick and 200mm thick in-situ class 20 concrete haunch base with splayed edges, including all formwork and excavations as necessary	162	LM		
	<b><i>Precast concrete units (class 25/20) vibrated; bedded, jointed and pointed in cement mortar (1:3), fair faced on all exposed surfaces</i></b>				
B	125 X 250 mm half battered road kerb	162	LM		
C	Ditto but curved	23	LM		
D	150 X 100 mm thick channel block laid to falls	514	LM		
E	Ditto but curved	23	LM		
	<b><u>LANDSCAPING</u></b>				
	<b><u>Preparation</u></b>				
F	300mm thick approved imported red soil; free from rocks and other foreign material; compacted in one layer to engineers satisfaction	530	SM		
G	50mm thick approved imported red soil; mixed with manure (30%); in fine tilt; spread on ground to receive turfing	530	SM		
H	Supply,plant,water,weed and tend well "Kikuyu Grass" or any other approved by Project Manager to full establishment at 100mm spacing both ways	530	SM		
	<b><u>Trees</u></b>				
J	Excavate holes about 600mm deep, remove soil and replace with redsoil mixed with manure, plant "Thika Palm" or any other approved local yard landscaping tree as directed by the project manager, and maintain to full establishment	15	NO		
K	Allow a sum for maintaining trees and grass for six months after completion of construction works on site		ITEM		
	<b><u>Road Marking</u></b>				
L	Thermoplastic road marking paint; 0-100mm wide	140	LM		
	<b>Total carried forward</b>				

<b>Total brought forward</b>				
<b><u>DRAINAGE CHANNELS</u></b>				
<b><u>Excavations</u></b>				
<b><u>Excavations including maintaining and supporting sides, keeping free from water, mud and fallen</u></b>				
A	General excavation commencing from ground level but not exceeding 1.5m deep; including cutting sides of excavations to trench profile	141	CM	
B	Extra over excavation in all classes of rock	57	CM	
C	Scarify bottom of excavations and compact to satisfaction	132	SM	
<b><u>Plain concrete class 15 concrete in:</u></b>				
D	50mm thick blinding under inverted block drains	132	SM	
<b><u>Precast concrete units (class 25/20) vibrated; bedded, jointed and pointed in cement mortar (1:3), fair faced on all exposed surfaces</u></b>				
E	630x450x250mm inverted block drain	240	LM	
F	600x480x125mm inverted block drain	40	LM	
G	150 X 100 mm thick channel block laid to falls	92	LM	
H	610x230x75mm side slabs	92	LM	
<b><u>Plain in-situ concrete class 15; vibrated to:</u></b>				
J	Splayed haunching 200mm wide and 100mm thick wide; surface trowelled smooth	92	LM	
H	Crossing slab and drain	6	LM	
J	Inspection chambers	3	NO	
<b>Total for external works carried to the Grand Summary</b>				

PROPOSED DEVELOPMENT OF OLOLUNGA MARKET, NAROK COUNTY

ITEM	DESCRIPTION	PAGE NO.	AMOUNT (KES)
	<b><u>OLOLULUNGA ESP MARKET</u></b>		
	<b><u>BILL NO. 4 SUMMARY</u></b>		
1	MARKET SHEDS	BILL 4/S1/9	
2	GUARD AND OFFICES	BILL 4/S2/13	
3	ABLUTION BLOCK	BILL 4/S3/13	
4	GATE HOUSE	BILL 4/S4/10	
5	REFUSE BIN	BILL 4/S5/9	
6	ELECTRICAL WORKS	BILL 4/S2/10	
7	MECHANICAL WORKS	BILL 4/S2/10	
8	HIGH LEVEL WATER TANK	BILL 4/S2/10	
9	EXTERNAL WORKS	BILL 4/S2/10	
	<b>OLOLULUNGA ESP MARKET TOTAL CARRIED FORWARD TO GRAND SUMMARY</b>		

**BILL NO. 5**

**PROJECT PROVISIONS**

**PROPOSED DEVELOPMENT OF MULOT, CHEBUNYO AND OLOLULUNGA FRESH PRODUCE MARKETS (ESP)**

ITEM	DESCRIPTION	UNIT	QTY	RATE	KSHS.	CTS.
	<b><u>SECTION NO. 1</u></b>					
	<b><u>PROJECT PROVISIONS</u></b>					
	<b><u>Note: The following provisions are the Project Manager's Project Provisions. The Contractor is advised to price for other preliminaries under the General and Particular Preliminaries Section in this tender document.</u></b>					
	<u>Project Manager's Supervision</u>					
A	Allow a Provisional Sum of Kenya Shillings Two Million and Sixteen Thousand (Kshs. 2,016,000) to be expended as directed by the Project Manager for the Project Management Team during the currency of the project	PC Sum			2,016,000.00	
	<u>Project Manager's Site Office, Furniture and Equipment</u>					
B	Allow a Provisional Sum of Kenya Shillings Two Hundred and Forty Thousand (Kshs. 240,000.00) for the Project Manager's miscellaneous account for the due performance of the Project Manager's office, to be spent in whole or part as instructed by the Project Manager and to be reimbursed against receipts.	PC Sum			240,000.00	
	<u>Services for the Project Manager's Staff and Offices</u>					
C	Allow a Provisional Sum of Kenya Shillings Four Hundred Thousand (Kshs. 400,000) to be expended as directed by the Project Manager for design reviews, documentation and liaison with county Government staff.	PC Sum			400,000.00	
D	Allow a Provisional Sum of Kenya Shillings Two Hundred and Forty Thousand (Kshs. 240,000.00) to be expended as directed by the Project Manager for carrying out Environmental scoping, Monitoring and requisite audits for the project including Implementation of the Environmental Management plan and obtaining NEMA license	PC Sum			240,000.00	
F	Allow a Provisional Sum of Kenya Shillings One Hundred and Twenty Thousand (Kshs. 120,000.00) to be expended as directed by the Project Manager for HIV/AIDS awareness creation and sensitization during project implementation.	PC Sum			120,000.00	
G	<u>Profit and Overheads</u> Allow for Profit and overheads in relation to items A-F above.	%				
	<b>Carried Forward to Collection</b>					

**PROPOSED DEVELOPMENT OF MULOT, CHEBUNYO AND OLOLULUNGA FRESH PRODUCE MARKETS (ESP)**

ITEM	DESCRIPTION	UNIT	QTY	RATE	KSHS.	CTS.
A	<p><u>Project Manager's Staff</u> Provide for sum of Kenya Shillings One Million, Two Hundred Thousand (Kshs. 1,200,000.00) to be expended at the discretion of of the project manager for supervision as follows: 3 No. Clerks of Works, and 1 No. Inspector of Works</p>	PC Sums			1,200,000.00	
B	<p><u>Project Manager's Vehicle</u> Provide a sum of Kenya Shillings Six Hundred and Fourty Thousand (Kshs. 640,000.00) to be expended at the discretion of the project manager for fueling and maintaining project manager's vehicle during the entire project duration and defects liability period</p>	PC Sums			640,000.00	
C	<p><u>Profit and Overheads</u> Allow for Profit and overheads in relation to items A-B above.</p>	%				
C	<p><u>Project Manager's Equipment</u> Supply All-in-One Desktop computer as "HP Envy 34 All In One PC" (Brank New) complete with "Window 11 Pro" operating system and Microsoft Office Software and with the following minimum specifications</p> <p>1. <b>Processor:</b> Intel® Core™ i5-12400 (2.5 GHz up to 4.4 GHz, 18 MB L3 cache, 6 cores, 12 threads) 2. <b>Graphics:</b> NVIDIA® GeForce® GTX 1650 (4 GB GDDR6 dedicated) 3. <b>Chipset:</b> Intel® H670 4. <b>Storage:</b> 512 GB PCIe® NVMe™ M.2 SSD 5. <b>Memory:</b> 16 GB DDR5-4000 MHz RAM (2 x 8 GB)</p>	1	NO			
D	<p>Supply Brand New laptop computer as "HP ENVY" or other approved equal with the following minimum specifications; Intel® Core™ i5-1335U (up to 4.6 GHz, 12 MB L3 cache, 10 cores, 12 threads) + Intel® Iris® Xe Graphics + 8 GB memory(Onboard); Intel® Chipset: 512 SSD storage; 15.6" Display; Complete with pre-installed "Window 11 Pro" operating system and Mİcrosoft Office Software</p>	1	NO			
	<b>Carried Forward to Collection</b>					
	<b><u>COLLECTION</u></b>					
	Brought Forward from Page 1					
	Brought Down from Above					
	<b>TOTAL CARRIED FORWARD TO GRAND SUMMARY</b>					

BILL NO. 6:

# **PRIME COST AND PROVISIONAL SUMS**



ITEM		UNIT	QTY	RATE	KSHS. CTS.
	<p><b><u>BILL NO. 5</u></b></p> <p><b><u>PRIME COST AND PROVISIONAL SUMS</u></b></p> <p><b><u>PROJECT MANAGER'S PROVISIONS</u></b></p> <p><i>Sums in this section shall be expended in whole or in part only upon the instruction/ direction of the Project Manager. The Contractor is advised to price for his preliminaries under the General and Particular Preliminaries bill in this tender document.</i></p> <p><b><u>PROVISIONAL SUMS</u></b></p> <p>B Allow a provisional sum of Kenya Shillings Three Hundred Thousand only (Kshs. 300,000.00) for any incidental/ unforeseen Preparatory Works to be expended as directed by the Project Manager.</p> <p>C CONTINGENCY SUM All a provisional sum of Kenya Shilling Five Million (kshs. 5,000,000.00) to cover for any unforeseen events.</p> <p><i>Tenderer shall fill Bill of Quantities in Annex 1 and Annex 2 and transfer the total to this section. The price transferred here shall be the contract sum for the stated works</i></p> <p>D <b><u>Construction of High Mast Flood Light</u></b> Total from construction of High Mast Flood Light brought from Annex 2</p> <p><b>TOTAL</b></p>				
	<b>PRIME COST AND PROVISIONAL SUMS</b>				
	<b>CARRIED TO GRAND SUMMARY</b>				

			KSHS.	CTS.
<b><u>PROPOSED DEVELOPMENT OF SOTIK, MULOT, CHEBUNYO, AND KILGORIS ESP MARKETS</u></b>				
<b><u>GRAND SUMMARY</u></b>				
1	GENERAL & PARTICULAR PRELIMINARIES	:	BILL 1/20	-
2	MULOT ESP MARKET	:	BILL 2/1	-
3	CHEBUNYO ESP MARKET	:	BILL 3/1	-
4	OLOLULUNGA ESP MARKET		BILL 4/1	-
5	PROJECT PROVISIONS		BILL 5/2	-
6	PRIME COST & PROVISIONAL SUMS	:	BILL 6/1	-
<b>SUB-TOTAL 1 :</b>				-
<b><u>ADD:-</u></b>				
7	ADD V.A.T (16%)			-
<b>TOTAL CARRIED TO FORM OF TENDER</b>			<b>:</b>	<b>KSHS.</b>
				-

Amount in Words:

---

---

Tenderer's Official Stamp

Signed:

(Contractor)

Address:

Date: \_\_\_\_\_

Witness:

Signed:

Address:

Date: \_\_\_\_\_

## **ANNEX 2**

### **HIGH MAST LIGHTING**

**High Mast Lighting and Water Tower BL**

<b>BILL NO. 3 : 30M HIGH MAST LIGHTING</b>					
<b>Item</b>	<b>Description</b>	<b>Qty</b>	<b>Unit</b>	<b>Rate (Kshs)</b>	<b>Amount (Kshs)</b>
	<b>Supply, deliver, install and set to work the following:-</b>				
4.0	30m highmast eight sided (Octagonal) Structure as described in the technical specifications.	1	No.		
4.1	Luminaire carriage assembly for mounting the flood lights	1	No.		
4.2	200W,LED Floodlights fittings complete with control gear and lamp	8	No.		
4.3	Electrical winch for lowering and raising the luminaire carriage assembly as described in the specifications.	1	No.		
4.4	Foundation work as described in the specifications.	1	No.		
4.5	Installation of one beacon light for each mast	1	No.		
4.6	Lockable Control Pillar to house KPLC meter and associated switchgear.	1	No.		
4.7	4 way consumer Unit	1	No.		
4.8	40A Double Pole contactor.	1	No.		
4.9	15A Miniature Circuit breaker	1	No.		
4.10	40A current operated earth leakage circuit breaker with rated leakage current of 0.05A	1	No.		
4.11	63A MCB with enclosure	1	No.		
4.12	Earthing comprising of a 6.0mm <sup>2</sup> earth lead and 1800mm long by 15mm Ø copper earth electrode with driving tip and rod to cable clamp installed within a square 300mm by 300mm x 500mm depth concrete manhole with removable cover marked "Earth".	1	No.		
4.13	10.0mm <sup>2</sup> x 2core PVC/SWA/PVC copper cable	150	M		
4.14	Trenching, cable laying, tilling and back filling	150	M		
4.15	Cable glands to terminate underground cable above	2	No.		
4.16	Allow for 6 months initial maintenance of the Highmast	1	Item		
4.17	Allow for lightning protecting installation complete with air terminal base (arrestors), and any other necessary accessories.	1	No.		
4.18	2.5mm <sup>2</sup> 2 core flexible cable from the terminal block to the luminaires.	75	M		
4.19	Allow for final connection to the luminaires in Twin with earth 1.5mm <sup>2</sup> Copper PVC Insulated cable	18	M		
	<b>Carried Forward to Collection</b>				

**High Mast Lighting and Water Tower BL**

<b>Item</b>	<b>Description</b>	<b>Unit</b>	<b>Qty</b>	<b>Rate (Kshs)</b>	<b>Amount (Kshs)</b>
4.20	Allow for painting of the mast with reflective red/white paint to meet the requirements of the Kenya Civil Aviation (KCAA) and Energy and Petroleum Regulatory Authority (EPRA).	1	No.		
4.21	Allow for dusk to dawn timer switch with contactor control system with an overriding switch	1	No.		
<b>Carried Forward to Collection</b>					
<b><u>COLLECTION</u></b>					
4.22	Brought Forward from Page ANNEX 2/1				
4.23	Brought Down from above				
<b>Sub Total for 1No. – 30M Highmast</b>					
<b>Sub-total for 3No. - 30M Highmast</b>					
<b>3NO. HIGH MAST LIGHT TOTAL CARRIED TO PRIME COST + PROVISIONAL SUMS</b>					

---

## **PART III - THE CONDITIONS OF CONTRACT AND CONTRACT**

---





## SECTION VIII - GENERAL CONDITIONS OF CONTRACT (GCC)

### STATE DEPARTMENT FOR HOUSING AND URBAN DEVELOPMENT

#### PROPOSED DEVELOPMENT OF MULOT, CHEBUNYO AND OLOLULUNGA FRESH PRODUCE MARKETS (ESP)

##### General Conditions of Contract

---

## 1 GENERAL PROVISIONS

### 1.1 Definitions

In this Contract, except where context otherwise requires, the following terms shall be interpreted as indicated below. Words indicating persons or parties include corporations and other legal entities, except where the context requires otherwise.

“**Accepted Contract Amount**” means the amount accepted in the Letter of Acceptance for the execution and completion of the Works and the remedying of any defects.

“**Base Date**” means a date 30 day prior to the submission of tenders.

“**Bill of Quantities**” means the priced and completed Bill of Quantities forming part of the tender.

“**Completion Date**” means the date of completion of the Works as certified by the Engineer.

“**Contract Price**” means the price defined in the contract and thereafter as adjusted in accordance with the provisions of the Contract.

“**Contract**” means the agreement entered into between the Procuring Entity and the Contractor as recorded in the Agreement Form and signed by the parties including all attachments and appendices thereto and all documents incorporated by reference therein to execute, complete, and maintain the Works.

“**Contractor's Documents**” means the calculations, computer programs and other software, progress reports, drawings, manuals, models and other documents of a technical nature (if any) supplied by the Contractor under the Contract.

“**Contractor's Equipment**” means all apparatus, machinery, vehicles and other things required for the execution and completion of the Works and the remedying of any defects. However, Contractor's Equipment excludes Temporary Works, Procuring Entity's Equipment (if any), Plant, Materials and any other things intended to form or forming part of the Permanent Works.

“**Contractor's Personnel**” means the Contractor's Representative and all personnel whom the Contractor utilizes on Site, who may include the staff, labor and other employees of the Contractor and of each Subcontractor; and any other personnel assisting the Contractor in the execution of the Works.

“**Contractor's Representative**” means the person named by the Contractor in the Contractor appointed from time to time by the Contractor who acts on behalf of the Contractor.

“**Contractor**” means the person(s) named as contractor in the Form of Tender accepted by the Procuring Entity.

“**Cost**” means expenditure reasonably incurred (or to be incurred) by the Contractor, whether on or off the Site, including overhead and similar charges, but does not include profit.

“**Day**” means a calendar day and “**year**” means 365 days.

“**Dayworks**” means Work inputs subject to payment on a time basis for labour and the associated materials and plant.

**“Defect”** means any part of the Works not completed in accordance with the Contract.

**“Defects Liability Certificate”** means the certificate issued by Architect upon correction of defects by the Contractor.

**“Defects Liability Period”** means the period named in the Special Conditions of Contract and calculated from the Completion Date, within which the contractor is liable for any defects that may develop in the handed over works.

**“Defects Notification Period”** means the period for notifying defects in the Works or a Section (as the case maybe) under Sub-Clause 11.1 [Completion of Outstanding Work and Remedying Defects], which extends over the days stated in the Special Conditions of Contract.

**“Drawings”** means the drawings of the Works, as included in the Contract, and any additional and modified drawings issued by (or on behalf of) the Procuring Entity in accordance with the Contract.

**“Final Payment Certificate”** means the payment certificate issued under Sub-Clause 14.13 [Issue of Final Payment Certificate].

**“Final Statement”** means the statement defined in Sub-Clause 14.11 [Application for Final Payment Certificate].

**“Force Majeure”** is defined in Clause 19 [Force Majeure].

**“Foreign Currency”** means a currency of another country (not Kenya) in which part (or all) of the Contract Price is payable, but not the Local Currency.

**“Goods”** means Contractor's Equipment, Materials, Plant and Temporary Works, or any of them as appropriate.

**“Interim Payment Certificate”** means a payment certificate issued under Clause 14 [Contract Price and Payment], other than the Final Payment Certificate.

**“Laws”** means all national legislation, statutes, ordinances, and regulations and by-laws of any legally constituted public authority.

**“Letter of Acceptance”** means the letter of formal acceptance of a tender, signed by Procuring Entity, including any annexed memoranda comprising agreements between and signed by both Parties.

**“Local Currency”** means the currency of Kenya.

**“Materials”** means things of all kinds (other than Plant) intended to form or forming part of the Permanent Works, including the supply-only materials (if any) to be supplied by the Contractor under the Contract.

**“Notice of Dissatisfaction”** means the notice given by either Party to the other under Sub-Clause 20.3 indicating its dissatisfaction and intention to commence arbitration.

**“Special Conditions of Contract”** means the pages completed by the Procuring Entity entitled Special Conditions of Contract which constitute Part A of the Special Conditions.

**“Party”** means the Procuring Entity or the Contractor, as the context requires.

**“Payment Certificate”** means a payment certificate issued under Clause 14 [Contract Price and Payment].

**“Performance Certificate”** means the certificate issued under Sub-Clause 11.9 [Performance Certificate].

**“Performance Security”** means the security (or securities, if any) under Sub-Clause 4.2 [Performance Security].

**“Permanent Works”** means the permanent works to be executed by the Contractor under the Contract.

**“Plant”** means the apparatus, machinery and other equipment intended to form or forming part of the Permanent Works, including vehicles purchased for the Procuring Entity and relating to the construction or operation of the Works.

**“Procuring Entity's Equipment”** means the apparatus, machinery and vehicles (if any) made available by the

Procuring Entity for the use of the Contract or in the execution of the Works, as stated in the Specification; but does not include Plant which has not been taken over by the Procuring Entity.

**“Procuring Entity's Personnel”** means the Engineer, the Engineer, the assistants and all other staff, labor and other employees of the Architect and of the Procuring Entity; and any other personnel notified to the Contractor, by the Procuring Entity or the Engineer, as Procuring Entity's Personnel.

**“Procuring Entity”** means the Entity named in the Special Conditions of Contract.

**“Engineer”** is the person named in the Appendix to Conditions of Contract (or any other competent person appointed by the Procuring Entity and notified to the Contractor, to act in replacement of the Engineer) who is responsible for supervising the execution of the Works and administering the Contract and shall be an “Architect” or a “Quantity Surveyor” registered under the Architects and Quantity Surveyors Act Cap 525 or an “Engineer” registered under Engineers Registration Act Cap 530.

**“Engineer”** means the person appointed by the Procuring Entity to act as the Architect for the purposes of the Contract and named in the Special Conditions of Contract, or other person appointed from time to time by the Procuring Entity and notified to the Contractor

**“Provisional Sum”** means a sum (if any) which is specified in the Contract as a provisional sum, for the execution of any part of the Works or for the supply of Plant, Materials or services under Sub-Clause 13.5 [Provisional Sums].

**“Retention Money”** means the accumulated retention moneys which the Procuring Entity retains under Sub-Clause 14.3 [Application for Interim Payment Certificates] and pays under Sub-Clause 14.9 [Payment of Retention Money].

**“Schedules”** means the document(s) entitled schedules, completed by the Contractor and submitted with the Form of Tender, as included in the Contract.

**“Section”** means a part of the Works specified in the Special Conditions of Contract as a Section (if any)

**“Site Investigation Reports”** are those reports that may be included in the tendering documents which a ref actual and interpretative about the surface and sub-surface condition sat the Site.

**“Site”** means the places where the Permanent Works are to be executed, including storage and working areas, and to which Plant and Materials are to be delivered, and any other places as may be specified in the Contract as forming part of the Site.

**“Specification”** means the document entitled specification, as included in the Contract, and any additions and modifications to the specification in accordance with the Contract. Such document specifies the Works.

**“Start Date” or “Commencement Date”** is the latest date when the Contractor shall commence execution of the Works. It does not necessarily coincide with the Site possession date(s).

**“Statement”** means a statement submitted by the Contractor as part of an application, under Clause 14 [Contract Price and Payment], for a payment certificate.

**“Subcontractor”** means any person named in the Contract as a subcontractor, or any person appointed as a subcontractor, for a part of the Works.

**“Taking-Over Certificate”** means a certificate issued under Clause 10 [Procuring Entity's Taking Over].

**“Temporary Works”** means all temporary works of every kind (other than Contractor's Equipment) required on Site for the execution and completion of the Permanent Works and the remedying of any defects.

**“Temporary works”** means works designed, constructed, installed, and removed by the Contractor which are needed for construction or installation of the Works.

**“Tender”** means the Form of Tender and all other documents which the Contractor submitted with the Form of Tender, as included in the Contract.

**“Tests after Completion”** means the tests (if any) which are specified in the Contract and which are carried out in

accordance with the Specification after the Works or a Section (as the case may be) are taken over by the Procuring Entity.

**“Testson Completion”** means the tests which are specified in the Contractor agreed by both Parties or instructed as a Variation, and which are carried out under Clause 9 [Tests on Completion] before the Works or a Section (as the case may be) are taken over by the Procuring Entity.

**“Time for Completion”** means the time for completing the Works or a Section (as the case may be) as stated in the Special Conditions of Contract (with any extension calculated from the Commencement Date.

**“Unforeseeable”** means not reasonably foreseeable by an experienced contractor by the Base Date.

**“Variation”** means any change to the Works, which is instructed or approved as a variation under Clause 13 [Variations and Adjustments].

**“Works”** means the items the Procuring Entity requires the Contractor to undertake as defined in the Appendix to Conditions of Contract. **“Works” may** also mean the Permanent Works and the Temporary Works, or either of them as appropriate.

## 1.2 Interpretation

In the Contract, except where the context requires otherwise:

- a) Words indicating one gender include all genders;
- b) words indicating the singular also include the plural and words indicating the plural also include the singular;
- c) provisions including the word “agree”, “agreed” or “agreement” require the agreement to be recorded in writing;
- d) “written” or “in writing” means hand-written, type-written, printed or electronically made, and resulting in a permanent record; and

The marginal words and other headings shall not be taken into consideration in the interpretation of these Conditions.

## 1.3 Communications

1.31 Wherever these Conditions provide for the giving or issuing of approvals, certificates, consents, determinations, notices, requests and discharges, these communications shall be:

- a) In writing and delivered by hand (against receipt), sent by mail or courier, or transmitted using any of the agreed systems of electronic transmission as stated in the Special Conditions of Contract; and
- b) delivered, sent or transmitted to the address for the recipient's communications as stated in the Special Conditions of Contract. However:
  - i) if the recipient gives notice of another address, communications shall thereafter be delivered accordingly; and
  - ii) if the recipient has not stated otherwise when requesting an approval or consent, it may be sent to the address from which the request was issued.

1.32 Approvals, certificates, consents and determinations shall not be unreasonably withheld or delayed. When a certificate is issued to a Party, the certifier shall send a copy to the other Party. When a notice is issued to a Party, by the other Party or the Engineer, a copy shall be sent to the Architect or the other Party, as the case may be.

## 1.4 Law and Language

1.41 The Contract shall be governed by the laws of **Kenya**.

1.42 The ruling language of the Contract shall be **English**.

## 1.5 Priority of Documents

The documents forming the Contract are to be taken as mutually explanatory of one another. For the purposes of interpretation, the priority of the documents shall be in accordance with the following sequence:

- a) The Contract Agreement,
- b) The Letter of Acceptance,
- c) The Special Conditions – Part A,
- d) the Special Conditions – Part B
- e) the General Conditions of Contract
- f) the Form of Tender,
- g) the Specifications and Bills of Quantities
- h) the Drawings, and
- i) the Schedules and any other documents forming part of the Contract.

If an ambiguity or discrepancy is found in the documents, the Architect shall issue any necessary clarification or instruction.

## **1.6 Contract Agreement**

The Parties shall enter into a Contract Agreement within 14 days after the Contractor receives the Contract Agreement, unless the Special Conditions establish otherwise. The Contract Agreement shall be based upon the form annexed to the Special Conditions. The costs of stamp duties and similar charges (if any) imposed by law in connection with entry into the Contract Agreement shall be borne by the Procuring Entity.

## **1.7 Assignment**

The Contractor shall not assign the whole or any part of the Contract or any benefit or interest in or under the Contract. However, the contractor:

- a) May as sign the whole or any part with the prior consent of the Procuring Entity, and
- b) may, as security in favor of a bank or financial institution, assign its right to moneys due, or to become due, under the Contract.

## **1.8 Care and Supply of Documents**

- 1.81 The Specifications and Drawings shall be in the custody and care of the Procuring Entity. Unless otherwise stated in the Contract, two copies of the Contract and of each subsequent Drawings and Bills of Quantities shall be supplied to the Contractor, who may make or request further copies at the cost of the Contractor.
- 1.82 Each of the Contractor's Documents shall be in the custody and care of the Contractor, unless and until taken over by the Procuring Entity. Unless otherwise stated in the Contract, the Contractor shall supply to the Architect two copies of each of the Contractor's Documents.
- 1.83 The Contractor shall keep, on the Site, a copy of the Contract, publications named in the Specification, the Contractor's Documents (if any), the Drawings and Variations and other communications given under the Contract. The Procuring Entity's Personnel shall have the right of access to all these documents at all reasonable times.
- 1.84 If a Party becomes aware of an error or defect in a document which was prepared for use in executing the Works, the Party shall promptly give notice to the other Party of such error or defect.

## **1.9 Timely provision of Drawings or Instructions**

- 1.91 The Contractor shall give notice to the Architect whenever the Works are likely to be delayed or disrupted if any necessary drawing or instruction is not issued to the Contractor within a particular time, which shall be reasonable. The notice shall include details of the necessary drawing or instruction, details of why and by when it should be issued, and the nature and amount of the delay or disruption likely to be suffered if it is late.
- 1.92 If the Contractor suffers delay and/or incurs Cost as a result of a failure of the Architect to issue the notified drawing or instruction within a time which is reasonable and is specified in the notice with supporting details, the Contractor shall give a further notice to the Architect and shall be entitled subject to Sub-Clause 20.1 [Contractor's Claims] to:
  - a) an extension of time for any such delay, if completion is or will be delayed, under Sub-Clause 8.4 [Extension of Time for Completion], and



b) payment of any other associated costs accrued, which shall be included in the Contract Price.

1.93 After receiving this further notice, the Architect shall proceed in accordance with Sub-Clause 3.5 [Determinations] to agree or determine these matters.

1.94 However, if and to the extent that the Architect failure was caused by any error or delay by the Contractor, including an error in, or delay in the submission of, any of the Contractor's Documents, the Contractor shall not be entitled to such extension of time, or costs accrued.

#### **1.10 Procuring Entity's Use of Contractor's Documents**

1.101 As agreed between the Parties, the Contractor shall retain the copyright and other intellectual property rights in the Contractor's Documents and other design documents made by (or on behalf of) the Contractor.

1.102 The Contractor shall be deemed (by signing the Contract) to give to the Procuring Entity a non-terminable transferable non-exclusive royalty-free license to copy, use and communicate the Contractor's Documents, including making and using modifications of them. This license shall:

- a) apply throughout the actual or intended working life (whichever is longer) of the relevant parts of the Works,
- b) entitle any person in proper possession of the relevant part of the Works to copy, use and communicate the Contractor's Documents for the purposes of completing, operating, maintaining, altering, adjusting, repairing and demolishing the Works, and
- c) in the case of Contractor's Documents which are in the form of computer programs and other software, permit their use on any computer on the Site and other places as envisaged by the Contract, including replacements of any computers supplied by the Contractor.

1.103 The Contractor's Documents and other design documents made by (or on behalf of) the Contractor shall not, without the Contractor's consent, be used, copied or communicated to a third party by (or on behalf of) the Procuring Entity for purposes other than those permitted under Sub-Clause 1.10.2.

#### **1.11 Contractor's Use of Procuring Entity's Documents**

As agreed between the Parties, the Procuring Entity shall retain the copyright and other intellectual property rights in the Specification, the Drawings and other documents made by (or on behalf of) the Procuring Entity. The Contractor may, at his cost, copy, use, and obtain communication of these documents for the purposes of the Contract. They shall not, without the Procuring Entity's consent, be copied, used or communicated to a third party by the Contractor, except as necessary for the purposes of the Contract.

#### **1.12 Confidential Details**

1.121 The Contractor's and the Procuring Entity's Personnel shall ensure confidentiality at all times. The confidentiality shall survive termination or completion of the contract. They shall disclose all such confidential and other information as may be reasonably required in order to verify compliance with the Contract and allow its proper implementation.

1.122 The Contractor's and the Procuring Entity's Personnel shall also treat the details of the Contract as private and confidential, except to the extent necessary to carry out their respective obligations under the Contract or to comply with applicable Laws. Each of them shall not publish or disclose any particulars of the Works prepared by the other Party without the previous agreement of the other Party. However, the Contractor shall be permitted to disclose any publicly available information, or information otherwise required to establish his qualifications to compete for other projects.

#### **1.13 Compliance with Laws**

The Contractor shall, in performing the Contract, comply with applicable Laws. Unless otherwise stated in the Special Conditions of Contract:

- a) The Procuring Entity shall have obtained (or shall obtain) the planning, zoning, building permit or similar permission for the Permanent Works, and any other permissions described in the Specifications as having been (or to be) obtained by the Procuring Entity; and the Procuring Entity shall indemnify and hold the Contractor harmless against and from the consequences of any failure to do so; and

- b) the Contractor shall give all notices, pay all taxes, duties and fees, and obtain all permits, licenses and approvals, as required by the Laws in relation to the execution and completion of the Works and the remedying of any defects; and the Contractor shall indemnify and hold the Procuring Entity harmless against and from the consequences of any failure to do so, unless the Contractor is impeded to accomplish these actions and shows evidence of its diligence.

#### **1.14 Joint and Several Liability**

If the Contractor constitutes (under applicable Laws) a joint venture, consortium or other unincorporated grouping of two or more persons:

- a) These persons shall be deemed to be jointly and severally liable to the Procuring Entity for the performance of the Contract;
- b) these persons shall notify the Procuring Entity of their leader who shall have authority to bind the Contractor and each of these persons; and
- c) the Contractor shall not alter its composition or legal status without the prior consent of the Procuring Entity.

#### **1.15 Inspections and Audit by the Procuring Entity**

Pursuant to paragraph 2.2(e). of Appendix B to the General Conditions, the Contractor shall permit and shall cause its subcontractors and sub-consultants to permit, the Public Procurement Regulatory Authority, Procuring Entity and/or persons appointed or designated by the Government of Kenya to inspect the Site and/or the accounts and records relating to the procurement process, selection and/or contract execution, and to have such accounts and records audited by auditors appointed by the Procuring Entity if requested by the Procuring Entity. The Contractor's and its Subcontractors' and sub-consultants' attention is drawn to Sub-Clause 15.6 (Fraud and Corruption) which provides, inter alia, that acts intended to materially impede the exercise of the Procuring Entity's inspection and audit rights constitute a prohibited practice subject to contract termination (as well as to a determination of ineligibility pursuant to the Procuring Entity's prevailing sanctions procedures).

## **2 THE PROCURING ENTITY**

### **2.1 Right of Access to the Site**

- 2.1.1 The Procuring Entity shall give the Contractor right of access to, and possession of, all parts of the Site within the time (or times) stated in the **Special Conditions of Contract**. The right and possession may not be exclusive to the Contractor. If, under the Contract, the Procuring Entity is required to give (to the Contractor) possession of any foundation, structure, plant or means of access, the Procuring Entity shall do so in the time and manner stated in the Specification. However, the Procuring Entity may withhold any such right or possession until the Performance Security has been received.
- 2.1.2 If no such time is stated in the Special Conditions of Contract, the Procuring Entity shall give the Contractor right of access to, and possession of, the Site within such times as required to enable the Contractor to proceed without disruption in accordance with the programme submitted under Sub-Clause 8.3 [Programme].
- 2.1.3 If the Contractor suffers delay and/or incurs Cost as a result of a failure by the Procuring Entity to give any such right or possession within such time, the Contractor shall give notice to the Architect and shall be entitled subject to Sub-Clause 20.1 [Contractor's Claims] to:
  - a) an extension of time for any such delay, if completion is or will be delayed, under Sub-Clause 8.4 [Extension of Time for Completion], and
  - b) payment of any such Cost-plus profit, which shall be included in the Contract Price.
- 2.1.4 After receiving this notice, the Architect shall proceed in accordance with Sub-Clause 3.5 [Determinations] to agree or determine these matters.
- 2.1.5 However, if and to the extent that the Procuring Entity's failure was caused by any error or delay by the Contractor, including an error in, or delay in the submission of, any of the Contractor's Documents, the Contractor shall not be entitled to such extension of time, Cost or profit.

## 22 Permits, Licenses or Approvals

22.1 The Procuring Entity shall provide, at the request of the Contractor, such reasonable assistance as to allow the Contractor to obtain properly:

- a) Copies of the Laws of Kenya which are relevant to the Contract but are not readily available, and
- b) any permits, licenses or approvals required by the Laws of Kenya:
  - i) which the Contractor is required to obtain under Sub-Clause 1.13 [Compliance with Laws],
  - ii) for the delivery of Goods, including clearance through customs, and
  - iii) for the export of Contractor's Equipment when it is removed from the Site.

## 23 Procuring Entity's Personnel

The Procuring Entity shall be responsible for ensuring that the Procuring Entity's Personnel and the Procuring Entity's other contractor son the Site:

- a) co-operate with the Contractor's efforts under Sub-Clause 4.6 [Co-operation], and
- b) take actions similar to those which the Contractor is required to take under sub-paragraphs (a), (b) and (c) of Sub-Clause 4.8 [Safety Procedures] and under Sub-Clause 4.18 [Protection of the Environment].

## 24 Procuring Entity's Financial Arrangements

The Procuring Entity shall make and maintain all necessary financial arrangements which will enable the Procuring Entity to pay the Contract Price punctually (as estimated at that time) in accordance with Clause 14 [Contract Price and Payment].

## 3 THE ENGINEER

### 3.1 Architect Duties and Authority

3.1.1 The Procuring Entity shall appoint the Architect who shall carry out the duties as signed to him in the Contract. The Architect staff shall include suitably qualified Assistants and other professionals who are competent to carry out these duties. The Architect Name and Address shall be provided in the **Special Conditions of Contract**.

3.1.2 The Architect shall have no authority to amend the Contract.

3.1.3 The Architect May exercise the authority attributable to the Architect as specified in or necessarily to be implied from the Contract. If the Architect is required to obtain the approval of the Procuring Entity before exercising a specified authority, the requirements shall be as stated in the **Special Conditions of Contract**. The Procuring Entity shall promptly inform the Contractor of any change to the authority attributed to the Engineer.

3.1.4 However, whenever the Architect exercises a specified authority for which the Procuring Entity's approval is required, then (for the purposes of the Contract) the contractor shall require the Architect to provide evidence of such approval before complying with the instruction.

3.1.5 Except as otherwise stated in these Conditions:

- a) Whenever carrying out duties or exercising authority, specified in or implied by the Contract, the Architect shall be deemed to act for the Procuring Entity;
- b) the Architect has no authority to relieve either Party of any duties, obligations or responsibilities under the Contract;
- c) any approval, check, certificate, consent, examination, inspection, instruction, notice, proposal, request, test, or similar act by the Architect (including absence of disapproval) shall not relieve the Contractor from any responsibility he has under the Contract, including responsibility for errors, omissions, discrepancies and non-compliances; and
- d) any act by the Architect in response to a Contractor's request shall be notified in writing to the Contractor within 14 days of receipt.



3.1.6 The following provisions shall apply:

The Architect shall obtain the specific approval of the Procuring Entity before taking action under the following Sub-Clauses of these Conditions:

- a) Sub-Clause 4.12: agreeing or determining an extension of time and/or additional cost.
  - b) Sub-Clause 13.1: instructing a Variation, except;
    - i) In an emergency situation as determined by the Engineer, or
    - ii) If such a Variation would increase the Accepted Contract Amount by less than the percentage specified in the **Special Conditions of Contract**.
  - c) Sub-Clause 13.3: Approving a proposal for Variation submitted by the Contractor in accordance with Sub Clause 13.1 or 13.2.
  - d) Sub-Clause 13.4: Specifying the amount payable in each of the applicable three currencies.
- 3.1.7 Notwithstanding the obligation, as set out above, to obtain approval, if, in the opinion of the Engineer, an emergency occurs affecting the safety of life or of the Works or of adjoining property, he may, without relieving the Contractor of any of his duties and responsibility under the Contract, instruct the Contractor to execute all such work or to do all such things as may, in the opinion of the Engineer, be necessary to abate or reduce the risk. The Contractor shall forth with comply, despite the absence of approval of the Procuring Entity, with any such instruction of the Engineer. The Architect shall determine an addition to the Contract Price, in respect of such instruction, in accordance with Clause 13 and shall notify the Contractor accordingly, with a copy to the Procuring Entity.

### 32 Delegation by the Engineer

- 3.2.1 The Architect may from time to time assign duties and delegate authority to assistants and may also revoke such assignment or delegation. These assistants may include a resident Engineer, and/or independent inspectors appointed to inspect and/ or test items of Plant and/or Materials. The assignment, delegation or revocation shall be in writing and shall not take effect until copies have been received by both Parties. However, unless otherwise agreed by both Parties, the Architect shall not delegate the authority to determine any matter in accordance with Sub-Clause 3.5 [Determinations].
- 3.2.2 Each assistant, to whom duties have been assigned or authority has been delegated, shall only be authorized to issue instructions to the Contractor to the extent defined by the delegation. Any approval, check, certificate, consent, examination, inspection, instruction, notice, proposal, request, test, or similar act by an assistant, in accordance with the delegation, shall have the same effect as though the act had been an act of the Engineer. However:
- a) Any failure to disapprove any work, Plant or Materials shall not constitute approval, and shall therefore not prejudice the right of the Architect to reject the work, Plant or Materials;
  - b) If the Contractor questions any determination or instruction of an assistant, the Contractor may refer the matter to the Engineer, who shall promptly confirm, reverse or vary the determination or instruction.

### 33 Instructions of the Engineer

- 3.3.1 The Architect may issue to the Contractor (at any time) instructions and additional or modified Drawings which may be necessary for the execution of the Works and the remedying of any defects, all in accordance with the Contract. The Contractor shall only take instructions from the Engineer, or from an assistant to whom the appropriate authority has been delegated under Clause 3.2.1.
- 3.3.2 The Contractor shall comply with the instructions given by the Architect or delegated assistant, on any matter related to the Contract. Whenever practicable, their instructions shall be given in writing. If the Architect or a delegated assistant:
- a) Gives an oral instruction,
  - b) receives a written confirmation of the instruction, from (or on behalf of) the Contractor, within two working days after giving the instruction, and

- c) does not reply by issuing a written rejection and/or instruction within two working days after receiving the confirmation,

Then the confirmation shall constitute the written instruction of the Architect or delegated assistant (as the case may be).

### **34 Replacement of the Engineer**

If the Procuring Entity intends to replace the Engineer, the Procuring Entity shall, in not less than 21 days before the intended date of replacement, give notice to the Contractor of the name, address and relevant experience of the intended person to replace the Engineer.

### **35 Determinations**

3.5.1 Whenever these Conditions provide that the Architect shall proceed in accordance with this Sub-Clause 3.5 to agree or determine any matter, the Architect shall consult with each Party in an endeavor to reach agreement. If agreement is not achieved, the Architect shall make a fair determination in accordance with the Contract, taking due regard of all relevant circumstances.

3.5.1 The Architect shall give notice to both Parties of each agreement or determination, with supporting particulars, within 30 days from the receipt of the corresponding claim or request except when otherwise specified. Each Party shall give effect to each agreement or determination unless and until revised under Clause 20 [Claims, Disputes and Arbitration].

## **4 THE CONTRACTOR**

### **4.1 Contractor's General Obligations**

4.1.1 The Contractor shall design (to the extent specified in the Contract), execute and complete the Works in accordance with the Contract and with the Architect instructions, and shall remedy any defects in the Works.

4.1.2 The Contractor shall provide the Plant and Contractor's Documents specified in the Contract, and all Contractor's Personnel, Goods, consumables and other things and services, whether of a temporary or permanent nature, required in and for this design, execution, completion and remedying of defects.

4.1.3 All equipment, material, and services to be incorporated in or required for the Works shall have their origin in any eligible source country.

4.1.4 The Contractor shall be responsible for the adequacy, stability and safety of all Site operations and of all methods of construction. Except to the extent specified in the Contract, the Contractor (i) shall be responsible for all Contractor's Documents, Temporary Works, and such design of each item of Plant and Materials as is required for the item to be in accordance with the Contract, and (ii) shall not otherwise be responsible for the design or specification of the Permanent Works.

4.1.5 The Contractor shall, whenever required by the Engineer, submit details of the arrangements and methods which the Contractor proposes to adopt for the execution of the Works. No significant alteration to these arrangements and methods shall be made without this having previously been notified to the Engineer.

4.1.6 If the Contract specifies that the Contractor shall design any part of the Permanent Works, then unless otherwise stated in the Special Conditions:

- a) The Contractor shall submit to the Architect the Contractor's Documents for this part in accordance with the procedures specified in the Contract;
- b) these Contractor's Documents shall be in accordance with the Specification and Drawings, shall be written in the language for communications defined in Sub-Clause 1.4 [Law and Language], and shall include additional information required by the Architect to add to the Drawings for co-ordination of each Party's designs;
- c) the Contractor shall be responsible for this part and it shall, when the Works are completed, be fit for such purposes for which the part is intended as are specified in the Contract; and
- d) prior to the commencement of the Tests on Completion, the Contractor shall submit to the Architect the "as-built" documents and, if applicable, operation and maintenance manuals in accordance with the Specification and in sufficient detail for the Procuring Entity to operate, maintain, dismantle, reassemble, adjust and repair this part of the Works. Such part shall not be considered to be completed for the purposes of taking-over under Sub-Clause 10.1 [Taking Over of the Works and Sections] until these documents and manuals have been submitted to the Engineer.

## 42 Performance Security

- 421 The Contractor shall obtain (at his cost) a Performance Security for proper performance, in the amount stated in the **Special Conditions of Contract** and denominated in the currency (ies) of the Contract or in a freely convertible currency acceptable to the Procuring Entity. If an amount is not stated in the Special Conditions of Contract, this Sub-Clause shall not apply.
- 422 The Contractor shall deliver the Performance Security to the Procuring Entity within 30 days after receiving the Notification of Award and shall send a copy to the Engineer. The Performance Security shall be issued by a reputable bank selected by the Contractor and shall be in the form annexed to the Special Conditions, as stipulated by the Procuring Entity in the Special Conditions of Contract, or in another form approved by the Procuring Entity.
- 423 The Contractor shall ensure that the Performance Security is valid and enforceable until the Contractor has executed and completed the Works and remedied any defects. If the terms of the Performance Security specify its expiry date, and the Contractor has not become entitled to receive the Performance Certificate by the date 30 days prior to the expiry date, the Contractor shall extend the validity of the Performance Security until the Works have been completed and any defects have been remedied.
- 424 The Procuring Entity shall not make a claim under the Performance Security, except for amounts to which the Procuring Entity is entitled under the Contract.
- 425 The Procuring Entity shall indemnify and hold the Contractor harmless against and from all damages, losses and expenses (including legal fees and expenses) resulting from a claim under the Performance Security to the extent to which the Procuring Entity was not entitled to make the claim.
- 426 The Procuring Entity shall return the Performance Security to the Contractor within 14 days after receiving a copy of the Taking-Over Certificate.
- 427 Without limitation to the provisions of the rest of this Sub-Clause, whenever the Architect determines an addition or a reduction to the Contract Price as a result of a change in cost and/ or legislation, or as a result of a Variation, amounting to more than 25 percent of the portion of the Contract Price payable in a specific currency, the Contractor shall at the Architect request promptly increase, or may decrease, as the case may be, the value of the Performance Security in that currency by an equal percentage.

## 43 Contractor's Representative

- 431 The Contractor shall appoint the Contractor's Representative and shall give him all authority necessary to act on the Contractor's behalf under the Contract. The Contractor's Representative's Name and Address shall be provided in the **Special Conditions of Contract**.
- 432 Unless the Contractor's Representative **is named in the Contract**, the Contractor shall, prior to the Commencement Date, submit to the Architect for consent the name and particulars of the person the Contractor proposes to appoint as Contractor's Representative. If consent is withheld or subsequently revoked in terms of Sub-Clause 6.9 [Contractor's Personnel], or if the appointed person fails to act as Contractor's Representative, the Contractor shall similarly submit the name and particulars of another suitable person for such appointment.
- 433 The Contractor shall not, without the prior consent of the Engineer, revoke the appointment of the Contractor's Representative or appoint a replacement.
- 434 The whole time of the Contractor's Representative shall be given to directing the Contractor's performance of the Contract. If the Contractor's Representative is to be temporarily absent from the Site during the execution of the Works, a suitable replacement person shall be appointed, subject to the Architect prior consent, and the Architect shall be notified accordingly.
- 435 The Contractor's Representative shall, on behalf of the Contractor, receive instructions under Sub-Clause 3.3 [Instructions of the Engineer].
- 436 The Contractor's Representative may delegate any powers, functions and authority to any competent person, and may at any time revoke the delegation. Any delegation or revocation shall not take effect until the Architect has received prior notice signed by the Contractor's Representative, naming the person and specifying the powers, functions and authority being delegated or revoked.
- 437 The Contractor's Representative shall be fluent in the language for communications defined in Sub-Clause 1.4

[Law and Language]. If the Contractor's Representative's delegates are not fluent in the said language, the Contractor shall make competent interpreters available during all working hours in a number deemed sufficient by the Engineer.

#### **44 Sub-contractors**

- 44.1 The Contractor shall not subcontract the whole of the Works. The contractor may however subcontract the works as provided in Clause 34.2.
- 44.2 The Contractor shall be responsible for the acts or defaults of any Subcontractor, his agents or employees, as if they were the acts or defaults of the Contractor. Unless otherwise stated in the Special Conditions:
- a) The Contractor shall not be required to obtain consent to suppliers solely of Materials, or to a subcontract for which the Subcontractor is named in the Contract;
  - b) The prior consent of the Procuring Entity shall be obtained to other proposed Subcontractors;
  - c) the Contractor shall give the Procuring Entity not less than 14 days' notice of the intended date of the commencement of each Subcontractor's work, and of the commencement of such work on the Site; and
  - d) each subcontract shall include provisions which would entitle the Procuring Entity to require the subcontract to be assigned to the Procuring Entity under Sub-Clause 4.5 [Assignment of Benefit of Subcontract] (if or when applicable) or in the event of termination under Sub-Clause 15.2 [Termination by Procuring Entity].
- 44.3 The Contractor shall ensure that the requirements imposed on the Contractor by Sub-Clause 1.12 [Confidential Details] apply equally to each Subcontractor.
- 44.4 Where practicable, the Contractor shall give fair and reasonable opportunity for contractors from Kenya to be appointed as Subcontractors.

#### **45 Assignment of Benefit of Subcontract**

If a Subcontractor's obligations extend beyond the expiry date of the relevant Defects Notification Period and the Engineer, prior to this date, instructs the Contractor to assign the benefit of such obligations to the Procuring Entity, then the Contractor shall do so. Unless otherwise stated in the assignment, the Contractor shall have no liability to the Procuring Entity for the work carried out by the Subcontractor after the assignment takes effect.

#### **46 Co-operation**

- 46.1 The Contractor shall, as specified in the Contract or as instructed by the Engineer, allow appropriate opportunities for carrying out work to:
- a) The Procuring Entity's Personnel,
  - b) Any other contractors employed by the Procuring Entity, and
  - c) The personnel of any legally constituted public authorities, who may be employed in the execution on or near the Site of any work not included in the Contract.
- 46.2 Any such instruction shall constitute a Variation if and to the extent that it causes the Contractor to suffer delays and/or to incur Unforeseeable Cost. Services for these personnel and other contractors may include the use of Contractor's Equipment, Temporary Works or access arrangements which are the responsibility of the Contractor.
- 46.3 If, under the Contract, the Procuring Entity is required to give to the Contractor possession of any foundation, structure, plant or means of access in accordance with Contractor's Documents, the Contractor shall submit such documents to the Architect in the time and manner stated in the Specification.

#### **47 Setting Out of the Works**

- 47.1 The Contractor shall set out the Works in relation to original points, lines and levels of reference specified in the Contract notified by the Engineer. The Contractor shall be responsible for the correct positioning of all parts of the Works, and shall rectify any error in the positions, levels, dimensions or alignment of the Works.
- 47.2 The Procuring Entity shall be responsible for any errors in these specified or notified items of reference, but the Contractor shall use reasonable efforts to verify their accuracy before they are used.

- 4.73 If the Contractor suffers delay and/or incurs Cost from executing work which was necessitated by an error in these items of reference, and an experienced contractor could not reasonably have discovered such error and avoided this delay and/or Cost, the Contractor shall give notice to the Architect and shall be entitled subject to Sub-Clause 20.1 [Contractor's Claims] to:
- a) an extension of time for any such delay, if completion is or will be delayed, under Sub-Clause 8.4 [Extension of Time for Completion], and
  - b) payment of any such costs accrued, which shall be included in the Contract Price.
- 4.7.4 After receiving this notice, the Architect shall proceed in accordance with Sub-Clause 3.5 [Determinations] to agree or determine (i) whether and (if so) to what extent the error could not reasonably have been discovered, and (ii) the matters described in sub-paragraphs (a) and (b) above related to this.

## **48 Safety Procedures**

The Contractor shall:

- a) Comply with all applicable safety regulations,
- b) Take care for the safety of all persons entitled to be on the Site,
- c) Use reasonable efforts to keep the Site and Works clear of unnecessary obstruction so as to avoid danger to these persons,
- d) provide fencing, lighting, guarding and watching of the Works until completion and taking over under Clause 10 [Procuring Entity's Taking Over], and
- e) provide any Temporary Works (including roadways, footways, guards and fences) which may be necessary, because of the execution of the Works, for the use and protection of the public and of owners and occupiers of adjacent land.

## **49 Quality Assurance**

- 49.1 The Contractor shall institute a quality assurance system to demonstrate compliance with the requirements of the Contract. The system shall be in accordance with the details stated in the Contract. The Architect shall be entitled to audit any aspect of the system.
- 49.2 Details of all procedures and compliance documents shall be submitted to the Architect for information before each design and execution stage is commenced. When any document of a technical nature is issued to the Engineer, evidence of the prior approval by the Contractor itself shall be apparent on the document itself.

Compliance with the quality assurance system shall not relieve the Contractor of any of his duties, obligations or responsibilities under the Contract.

### **4.10 Site Data**

- 4.10.1 The Procuring Entity shall have made available to the Contractor for his information, prior to the Base Date, all relevant data in the Procuring Entity's possession on sub-surface and hydrological conditions at the Site, including environmental aspects. The Procuring Entity shall similarly make available to the Contractor all such data which come into the Procuring Entity's possession after the Base Date. The Contractor shall be responsible for interpreting all such data.
- 4.10.2 To the extent which was practicable (taking account of cost and time), the Contractor shall be deemed to have obtained all necessary information as to risks, contingencies and other circumstances which may influence or affect the Tender or Works. To the same extent, the Contractor shall be deemed to have inspected and examined the Site, its surroundings, the above data and other available information, and to have been satisfied before submitting the Tender as to all relevant matters, including (without limitation):
- a) The form and nature of the Site, including sub-surface conditions,
  - b) the hydrological and climatic conditions,
  - c) the extent and nature of the work and Goods necessary for the execution and completion of the Works and the remedying of any defects,
  - d) the Laws, procedures and labour practices of Kenya, and
  - e) the Contractor's requirements for access, accommodation, facilities, personnel, power, transport, water and other services.



#### **4.11 Sufficiency of the Accepted Contract Amount**

4.11.1 The Contractor shall be deemed to:

- a) Have satisfied itself as to the correctness and sufficiency of the Accepted Contract Amount, and
- b) have based the Accepted Contract Amount on the data, interpretations, necessary information, inspections, examinations and satisfaction as to all relevant matters referred to in Sub-Clause 4.10 [Site Data].

4.11.2 Unless otherwise stated in the Contract, the Accepted Contract Amount covers all the Contractor's obligations under the Contract (including those under Provisional Sums, if any) and all things necessary for the proper execution and completion of the Works and the remedying of any defects.

#### **4.12 Unforeseeable Physical Conditions**

4.12.1 In this Sub-Clause, "physical conditions" means natural physical conditions and man-made and other physical obstructions and pollutants, which the Contractor encounters at the Site when executing the Works, including sub-surface and hydrological conditions but excluding climatic conditions.

4.12.2 If the Contractor encounters adverse physical conditions which he considers to have been Unforeseeable, the Contractor shall give notice to the Architect as soon as practicable.

4.12.3 This notice shall describe the physical conditions, so that they can be inspected by the Architect and shall set out the reasons why the Contractor considers them to be Unforeseeable. The Contractor shall continue executing the Works, using such proper and reasonable measures as are appropriate for the physical conditions, and shall comply with any instructions which the Architect may give. If an instruction constitutes a Variation, Clause 13 [Variations and Adjustments] shall apply.

4.12.4 If and to the extent that the Contractor encounters physical conditions which are Unforeseeable, gives such a notice, and suffers delay and/or incurs Cost due to these conditions, the Contractor shall be entitled subject to notice under Sub-Clause 20.1 [Contractor's Claims] to:

- a) an extension of time for any such delay, if completion is or will be delayed, under Sub-Clause 8.4 [Extension of Time for Completion], and
- b) payment of any such Cost, which shall be included in the Contract Price.

4.12.5 Upon receiving such notice and inspecting and/or investigating these physical conditions, the Architect shall proceed in accordance with Sub-Clause 3.5 [Determinations] to agree or determine (i) whether and (if so) to what extent these physical conditions were Unforeseeable, and (ii) the matters described in sub-paragraphs (a) and (b) above related to this extent.

4.12.6 However, before additional Cost is finally agreed or determined under sub-paragraph (ii), the Architect may also review whether other physical conditions in similar parts of the Works (if any) were more favorable than could reasonably have been foreseen when the Contractor submitted the Tender. If and to the extent that these more favorable conditions were encountered, the Architect may proceed in accordance with Sub-Clause 3.5 [Determinations] to agree or determine the reductions in Cost which were due to these conditions, which may be included (as deductions) in the Contract Price and Payment Certificates. However, the net effect of all adjustments under sub-paragraph (b) and all these reductions, for all the physical conditions encountered in similar parts of the Works, shall not result in a net reduction in the Contract Price.

4.12.7 The Architect shall take account of any evidence of the physical conditions foreseen by the Contractor when submitting the Tender, which shall be made available by the Contractor, but shall not be bound by the Contractor's interpretation of any such evidence.

#### **4.13 Rights of Way and Facilities**

Unless otherwise specified in the Contract the Procuring Entity shall provide effective access to and possession of the Site including special and/or temporary rights-of-way which are necessary for the Works. The Contractor shall obtain, at his risk and cost, any additional rights of way or facilities out side the Site

which he may require for the purposes of the Works.

#### **4.14 Avoidance of Interference**

4.14.1 The Contractor shall not interfere unnecessarily or improperly with:

- a) The convenience of the public, or
- b) The access to and use and occupation of all roads and foot paths, irrespective of whether they are public or in the possession of the Procuring Entity or of others.

4.14.2 The Contractor shall indemnify and hold the Procuring Entity harmless against and from all damages, losses and expenses (including legal fees and expenses) resulting from any such unnecessary or improper interference.

#### **4.15 Access Route**

4.15.1 The Contractor shall be deemed to have been satisfied as to the suitability and availability of access routes to the Site at Base Date. The Contractor shall use reasonable efforts to prevent any road or bridge from being damaged by the Contractor's traffic or by the Contractor's Personnel. These efforts shall include the proper use of appropriate vehicles and routes.

4.15.2 Except as otherwise stated in these Conditions:

- a) The Contractor shall (as between the Parties) be responsible for any maintenance which may be required for his use of access routes;
- b) the Contractor shall provide all necessary signs or directions along access routes, and shall obtain any permission which may be required from the relevant authorities for his use of routes, signs and directions;
- c) the Procuring Entity shall not be responsible for any claims which may arise from the use or otherwise of any access route;
- d) the Procuring Entity does not guarantee the suitability or availability of particular access routes; and
- e) Costs due to non-suitability or non-availability, for the use required by the Contractor, of access routes shall be borne by the Contractor.

#### **4.16 Transport of Goods**

Unless otherwise stated in the Special Conditions:

- a) the Contractor shall give the Architect not less than 21 days' notice of the date on which any Plant or a major item of other Goods will be delivered to the Site;
- b) the Contractor shall be responsible for packing, loading, transporting, receiving, unloading, storing and protecting all Goods and other things required for the Works; and
- c) the Contractor shall indemnify and hold the Procuring Entity harmless against and from all damages, losses and expenses (including legal fees and expenses) resulting from the transport of Goods and shall negotiate and pay all claims arising from their transport.

#### **4.17 Contractor's Equipment**

The Contractor shall be responsible for all Contractor's Equipment. When brought on to the Site, Contractor's Equipment shall be deemed to be exclusively intended for the execution of the Works. The Contractor shall not remove from the Site any major items of Contractor's Equipment without the consent of the Engineer. However, consent shall not be required for vehicles transporting Goods or Contractor's Personnel off Site.

#### **4.18 Protection of the Environment**

4.18.1 The contractor shall comply with the applicable environmental laws, regulations and policies.

4.18.2 The Contractor shall take all reasonable steps to protect the environment (both on and off the Site) and to limit damage and nuisance to people and property resulting from pollution, noise and other results of his operations.

4.18.3 The Contractors shall ensure that emissions, surfaced is charges and effluent from the Contractor's activities shall not exceed the values stated in the Specification or prescribed by applicable Laws.

## **4.19 Electricity, Water and Gas**

- 4.19.1 The Contractor shall, except as stated below, be responsible for the provision of all power, water and other services he may require for his construction activities and to the extent defined in the Specifications, for the tests.
- 4.19.2 The Contractor shall be entitled to use for the purposes of the Works such supplies of electricity, water, gas and other services as may be available on the Site and of which details and prices are given in the Specifications. The Contractor shall, at his risk and cost, provide any apparatus necessary for his use of these services and for measuring the quantities consumed.
- 4.19.3 The quantities consumed and the amounts due (at these prices) for such services shall be agreed or determined by the Architect in accordance with Sub-Clause 2.5 [Procuring Entity's Claims] and Sub-Clause 3.5 [Determinations]. The Contractor shall pay these amounts to the Procuring Entity.

## **4.20 Procuring Entity's Equipment and Free-Issue Materials**

- 4.20.1 The Procuring Entity shall make the Procuring Entity's Equipment (if any) available for the use of the Contractor in the execution of the Works in accordance with the details, arrangements and prices stated in the Specification. Unless otherwise stated in the Specification:
- a) The Procuring Entity shall be responsible for the Procuring Entity's Equipment, except that
  - b) the Contractor shall be responsible for each item of Procuring Entity's Equipment whilst any of the Contractor's Personnel is operating it, driving it, directing it or in possession or control of it.
- 4.20.1 The appropriate quantities and the amounts due (at such stated prices) for the use of Procuring Entity's Equipment shall be agreed or determined by the Architect in accordance with Sub-Clause 2.5 [Procuring Entity's Claims] and Sub-Clause 3.5 [Determinations]. The Contractor shall pay these amounts to the Procuring Entity.
- 4.20.2 The Procuring Entity shall supply, free of charge, the "free-issue materials" (if any) in accordance with the details stated in the Specification. The Procuring Entity shall, at his risk and cost, provide these materials at the time and place specified in the Contract. The Contractor shall then visually inspect them and shall promptly give notice to the Architect of any shortage, defect or default in these materials. Unless otherwise agreed by both Parties, the Procuring Entity shall immediately rectify the notified shortage, defect or default.
- 4.20.3 After this visual inspection, the free-issue materials shall come under the care, custody and control of the Contractor. The Contractor's obligations of inspection, care, custody and control shall not relieve the Procuring Entity of liability for any shortage, defect or default not apparent from a visual inspection.

## **4.21 Progress Reports**

- 4.21.1 Unless otherwise stated in the Special Conditions, monthly progress reports shall be prepared by the Contractor and submitted to the Architect in six copies. The first report shall cover the period up to the end of the first calendar month following the Commencement Date. Reports shall be submitted monthly thereafter, each within 7 days after the last day of the period to which it relates.
- 4.21.2 Reporting shall continue until the Contractor has completed all work which is known to be outstanding at the completion date stated in the Taking-Over Certificate for the Works. Each report shall include:
- a) charts and detailed descriptions of progress, including each stage of design (if any), Contractor's Documents, procurement, manufacture, delivery to Site, construction, erection and testing; and including these stages for work by each nominated Subcontractor (as defined in Clause 5 [Nominated Subcontractors]),
  - b) photographs showing the status of manufacture and of progress on the Site;
  - c) for the manufacture of each main item of Plant and Materials, the name of the manufacturer, manufacture location, percentage progress, and the actual or expected dates of:
    - i) commencement of manufacture,
    - ii) Contractor's inspections,
    - iii) tests, and



- iv) shipment and arrival at the Site;
- d) the details described in Sub-Clause 6.10 [Records of Contractor's Personnel and Equipment];
- e) copies of quality assurance documents, test results and certificates of Materials;
- f) list of notices given under Sub-Clause 2.5 [Procuring Entity's Claims] and notices given under Sub-Clause 20.1 [Contractor's Claims];
- g) safety statistics, including details of any hazardous incidents and activities relating to environmental aspects and public relations; and
- h) comparison so factual and planned progress, with details of any events or circumstances which may jeopardize the completion in accordance with the Contract, and the measures being (or to be) adopted to overcome delays.

#### **4.22 Security of the Site**

Unless otherwise stated in the Special Conditions:

- a) The Contractor shall be responsible for keeping unauthorized persons off the Site, and
- b) authorized persons shall be limited to the Contractor's Personnel and the Procuring Entity's Personnel; and to any other personnel notified to the Contractor, by the Procuring Entity or the Engineer, as authorized personnel of the Procuring Entity's other contractors on the Site.

#### **4.23 Contractor's Operations on Site**

4.23.1 The Contractor shall confine his operations to the Site, and to any additional areas which may be obtained by the Contractor and agreed by the Architect as additional working areas. The Contractor shall take all necessary precautions to keep Contractor's Equipment and Contractor's Personnel within the Site and these additional areas, and to keep them off adjacent land.

4.23.2 During the execution of the Works, the Contractor shall keep the Site free from all unnecessary obstruction and shall store or dispose of any Contractor's Equipment or surplus materials. The Contractor shall clear away and remove from the Site any wreckage, rubbish and Temporary Works which are no longer required.

4.23.3 Upon the issue of a Taking-Over Certificate, the Contractor shall clear away and remove, from that part of the Site and Works to which the Taking-Over Certificate refers, all Contractor's Equipment, surplus material, wreckage, rubbish and Temporary Works. The Contractor shall leave that part of the Site and the Works in a clean and safe condition. However, the Contractor may retain on Site, during the Defects Notification Period, such Goods as are required for the Contractor to fulfil obligations under the Contract.

#### **4.24 Fossils**

4.24.1 All fossils, coins, articles of value or antiquity, and structures and other remains or items of geological or archaeological interest found on the Site shall be placed under the care and authority of the Procuring Entity. The Contractor shall take reasonable precautions to prevent Contractor's Personnel or other persons from removing or damaging any of these findings.

4.24.2 The Contractor shall, upon discovery of any such finding, promptly give notice to the Engineer, who shall issue instructions for dealing with it. If the Contractor suffers delay and/or incurs Cost from complying with the instructions, the Contractor shall give a further notice to the Architect and shall be entitled subject to Sub-Clause 20.1 [Contractor's Claims] to:

- a) an extension of time for any such delay, if completion is or will be delayed, under Sub-Clause 8.4 [Extension of Time for Completion], and
- b) payment of any such Cost, which shall be included in the Contract Price.  
After receiving this further notice, the Architect shall proceed in accordance with Sub-Clause 3.5 [Determinations] to agree or determine these matters.

### **5 NOMINATED SUBCONTRACTORS**

#### **5.1 Definition of "nominated Subcontractor"**

In this Contract, "nominated Subcontractor" means a Subcontractor:

- a) Who is nominated by the Procuring Entity, or
- b) Contractor has nominated as a Subcontractor subject to Sub-Clause 5.2 [Objection to Notification].

## 52 Objection to Nomination

The Contractor shall not be under any obligation to employ a nominated Subcontractor against whom the Contractor raises reasonable objection by notice to the Procuring Entity as soon as practicable, with supporting particulars. An objection shall be deemed reasonable if it arises from (among other things) any of the following matters, unless the Procuring Entity agrees in writing to indemnify the Contractor against and from the consequences of the matter:

- a) there are reasons to believe that the Subcontractor does not have sufficient competence, resources or financial strength;
- b) the nominated Subcontractor does not accept to indemnify the Contractor against and from any negligence or misuse of Goods by the nominated Subcontractor, his agents and employees; or
- c) the nominated Subcontractor does not accept to enter into a subcontract which specifies that, for the subcontracted work (including design, if any), the nominated Subcontractor shall:
  - i) undertake to the Contractor such obligations and liabilities as will enable the Contractor to discharge his obligations and liabilities under the Contract;
  - ii) indemnify the Contractor against and from all obligations and liabilities arising under or in connection with the Contract and from the consequences of any failure by the Subcontractor to perform these obligations or to fulfil these liabilities, and
  - iii) be paid only if and when the Contractor has received from the Procuring Entity payments for sums due under the Subcontract referred to under Sub-Clause 5.3 [Payment to nominated Subcontractors].

## 53 Payments to nominated Subcontractors

The Contractor shall pay to the nominated Subcontractor the amounts shown on the nominated Subcontractor's invoices approved by the Contractor which the Architect certifies to be due in accordance with the subcontract. These amounts plus other charges shall be included in the Contract Price in accordance with sub-paragraph (b) of Sub-Clause 13.5 [Provisional Sums], except as stated in Sub-Clause 5.4 [Evidence of Payments].

## 54 Evidence of Payments

54.1 Before issuing a Payment Certificate which includes an amount payable to a nominated Subcontractor, the Architect may request the Contractor to supply reasonable evidence that the nominated Subcontractor has received all amounts due in accordance with previous Payment Certificates, less applicable deductions for retention or otherwise. Unless the Contractor:

- (a) Submits this reasonable evidence to the Engineer, or
- (b)
  - i) Satisfies the Architect in writing that the Contractor is reasonably entitled to withhold or refuse to pay these amounts, and
  - ii) Submits to the Architect reasonable evidence that the nominated Subcontractor has been notified of the Contractor's entitlement, then the Procuring Entity may (at his sole discretion) pay, direct to the nominated Subcontractor, part or all of such amounts previously certified (less applicable deductions) as are due to the nominated Subcontractor and for which the Contractor has failed to submit the evidence described in sub-paragraphs (a) or (b) above. The Contractor shall then repay, to the Procuring Entity, the amount which the nominated Subcontractor was directly paid by the Procuring Entity.

## 6 STAFF AND LABOR

### 6.1 Engagement of Staff and Labor

Except as otherwise stated in the Specification, the Contractor shall make arrangements for the engagement of all staff and labor, local or otherwise, and for their payment, feeding, transport, and, when appropriate, housing. The Contractor is encouraged, to the extent practicable and reasonable, to employ staff and labor with appropriate qualifications and experience from sources within Kenya.

### 6.2 Rates of Wages and Conditions of Labor

6.2.1 The Contractor shall pay rates of wages, and observe conditions of labor, which are not lower than those established for the trade or industry where the work is carried out. If no established rates or conditions are applicable, the Contractor shall pay rates of wages and observe conditions which are not lower than the general level of wages and conditions observed locally by Procuring Entity's whose trade or industry is similar

to that of the Contractor.

- 622 The Contractor shall inform the Contractor's Personnel about their liability to pay personal income taxes in Kenya in respect of such of their salaries, wages, allowances and any benefits as are subject to tax under the Laws of Kenya for the time being in force, and the Contractor shall perform such duties in regard to such deductions there of as may be imposed on him by such Laws.

### **63 Persons in the Service of Procuring Entity**

The Contractor shall not recruit, or attempt to recruit, staff and labour from amongst the Procuring Entity's Personnel.

### **64 Lab or Laws**

The Contractor shall comply with all the relevant labour Laws applicable to the Contractor's Personnel, including Laws relating to their employment, employment of children, health, safety, welfare, immigration and emigration, and shall allow them all their legal rights. The Contractor shall require his employees to obey all applicable Laws, including those concerning safety at work.

### **65 Working Hours**

No work shall be carried out on the Site on locally recognized days of rest, or outside the normal working hours stated in the **Special Conditions of Contract**, unless:

- a) Otherwise stated in the Contract,
- b) The Architect gives consent, or
- c) The work is unavoidable, or necessary for the protection of life or property or for the safety of the Works, in which case the Contractor shall immediately advise the Engineer, provided that work done outside the normal working hours shall be considered and paid for as overtime.

### **66 Facilities for Staff and Labor**

Except as otherwise stated in the Specification, the Contractor shall provide and maintain all necessary accommodation and welfare facilities on site for the Contractor's Personnel. The Contractor shall also provide facilities for the Procuring Entity's Personnel as stated in the Specifications. The Contractor shall not permit any of the Contractor's Personnel to maintain any temporary or permanent living quarters within the structures forming part of the Permanent Works.

### **67 Health and Safety**

- 67.1 The Contractor shall at all times take all reasonable precautions to maintain the health and safety of the Contractor's Personnel. In collaboration with local health authorities, the Contractor shall ensure that medical staff, first aid facilities, sick bay and ambulance service are available at all times at the Site and at any accommodation for Contractor's and Procuring Entity's Personnel, and that suitable arrangements are made for all necessary welfare and hygiene requirements and for the prevention of epidemics.
- 67.2 The Contractor shall appoint an accident prevention officer at the Site, responsible for maintaining safety and protection against accidents. This person shall be qualified for this responsibility and shall have the authority to issue instructions and take protective measures to prevent accidents. Throughout the execution of the Works, the Contractor shall provide whatever is required by this person to exercise this responsibility and authority.
- 67.3 The Contractor shall send, to the Engineer, details of any accident as soon as practicable after its occurrence. The Contractor shall maintain records and make reports concerning health, safety and welfare of persons, and damage to property, as the Architect may reasonably require.
- 67.4 The Contractor shall conduct an awareness programme on HIV and other sexually transmitted diseases via an approved service provider and shall undertake such other measures taken to reduce the risk of the transfer of these diseases between and among the Contractor's Personnel and the local community, to promote early diagnosis and to assist affected individuals.

### **68 Contractor's Superintendence**

- 68.1 Throughout the execution of the Works, and as long thereafter as is necessary to fulfil the Contractor's obligations, the Contractor shall provide all necessary superintendence to plan, arrange, direct, manage, inspect and test the work.

6.8.2 Superintendence shall be given by a sufficient number of persons having adequate knowledge of the language for communications (defined in Sub-Clause 1.4 [Law and Language]) and of the operations to be carried out (including the methods and techniques required, the hazards likely to be encountered and methods of preventing accidents), for the satisfactory and safe execution of the Works.

## **6.9 Contractor's Personnel**

6.9.1 The Contractor's Personnel shall be appropriately qualified, skilled and experienced in their respective trades or occupations. The Contractor's Key personnel shall be named in the Special Conditions of Contract. The Architect may require the Contractor to remove (or cause to be removed) any person employed on the Site or Works, including the Contractor's Representative if applicable, who:

- a) Persists in any misconduct or lack of care,
- b) Carries out duties in competently or negligently,
- c) fails to conform with any provisions of the Contract,
- d) persists in any conduct which is prejudicial to safety, health, or the protection of the environment, or
- e) based on reasonable evidence, is determined to have engaged in Fraud and Corruption during the execution of the Works.

6.9.2 If appropriate, the Contractor shall then appoint (or cause to be appointed) a suitable replacement person.

## **6.10 Records of Contractor's Personnel and Equipment**

The Contractor shall submit, to the Engineer, details showing the number of each class of Contractor's Personnel and of each type of Contractor's Equipment on the Site. Details shall be submitted each calendar month, in a form approved by the Engineer, until the Contractor has completed all work which is known to be outstanding at the completion date stated in the Taking-Over Certificate for the Works.

## **6.11 Disorderly Conduct**

The Contractor shall at all times take all reasonable precautions to prevent any unlawful, riotous or disorderly conduct by or amongst the Contractor's Personnel, and to preserve peace and protection of persons and property on and near the Site.

## **6.12 Foreign Personnel**

6.12.1 The Contractor shall not employ foreign personnel unless the contractor demonstrates that there are no Kenyans with the required skills.

6.12.2 The Contractor shall be responsible for the return of any foreign personnel to the place where they were recruited or to their domicile. In the event of the death in Kenya of any of these personnel or members of their families, the Contractor shall similarly be responsible for making the appropriate arrangements for their return or burial.

## **6.13 Supply of Water**

The Contractor shall, having regard to local conditions, provide on the Site an adequate supply of drinking and other water for the use of the Contractor's Personnel.

## **6.14 Measures against Insect and Pest Nuisance**

The Contractor shall at all times take the necessary precautions to protect the Contractor's Personnel employed on the Site from insect and pest nuisance, and to reduce the danger to their health. The Contractor shall comply with all the regulations of the local health authorities, including use of appropriate insecticide.

## **6.15 Alcoholic Liquor or Drugs**

The Contractor shall not, otherwise than in accordance with the Laws of Kenya, onsite, import, sell, give, barter or otherwise dispose of any alcoholic liquor or drugs, or permit or allow importation, sale, gift, barter or disposal thereof by Contractor's Personnel.

## **6.16 Prohibition of Forced or Compulsory Labour**

The Contractor shall not employ forced labor, which consists of any work or service, not voluntarily performed, that is exacted from an individual under threat of force or penalty, and includes any kind of

involuntary or compulsory labor, such as indentured labor, bonded labor or similar labor-contracting arrangements.

#### **6.17 Prohibition of Harmful Child Labor**

The Contractor shall not employ children in a manner that is economically exploitative, or is likely to be hazardous, or to interfere with, the child's education, or to be harmful to the child's health or physical, mental, spiritual, moral, or social development. Where the relevant labour laws of Kenya have provisions for employment of minors, the Contractor shall follow those laws applicable to the Contractor. Children below the age of 18 years shall not be employed in dangerous work.

#### **6.18 Employment Records of Workers**

The Contractor shall keep complete and accurate records of the employment of labour at the Site. The records shall include the names, ages, genders, hours worked and wages paid to all workers. These records shall be summarized on a monthly basis and submitted to the Engineer. These records shall be included in the details to be submitted by the Contractor under Sub-Clause 6.10 [Records of Contractor's Personnel and Equipment].

#### **6.19 Workers' Organizations**

The Contractor shall comply with the relevant labor laws that recognize workers' rights to form and to join workers' organizations of their choosing without interference.

#### **6.20 Non-Discrimination and Equal Opportunity**

The Contractor shall base the labour employment on the principle of equal opportunity and fair treatment and shall not discriminate with respect to aspects of the employment relationship, including recruitment and hiring, compensation (including wages and benefits), working conditions and terms of employment, access to training, promotion, termination of employment, retirement, and discipline.

### **7. PLANT, MATERIALS AND WORKMANSHIP**

#### **7.1 Manner of Execution**

The Contractor shall carry out the manufacture/assemble of plant, the production and manufacture of Materials, and all other execution of the Works:

- a) In the manner (if any) specified in the Contract,
- b) in a proper workman like and careful manner, in accordance with recognized good practice, and
- c) with properly equipped facilities and non-hazardous Materials, except as otherwise specified in the Contract.

#### **7.2 Samples**

The Contractor shall submit the following samples of Materials, and relevant information, to the Architect for consent prior to using the Material in or for the Works:

- a) manufacturer's standard samples of Materials and samples specified in the Contract, all at the Contractor's cost, and
- b) additional samples instructed by the Architect as a Variation.

Each sample shall be labeled as to origin and intended use in the Works.

#### **7.3 Inspection**

7.3.1 The Procuring Entity's Personnel shall at all reasonable times:

- a) Have full access to all parts of the Site and to all places from which natural Materials are being obtained, and
- b) during production, manufacture and construction (at the Site and elsewhere), be entitled to examine, inspect, measure and test the materials and workmanship, and to check the progress of manufacture of Plant and production and manufacture of Materials.

7.3.2 The Contractor shall give the Procuring Entity's Personnel full opportunity to carry out these activities,



including providing access, facilities, permissions and safety equipment. No such activity shall relieve the Contractor from any obligation or responsibility.

7.3.3 The Contractor shall give notice to the Architect whenever any work is ready and before it is covered up, put out of sight, or packaged for storage or transport. The Architect shall then either carry out the examination, inspection, measurement or testing without unreasonable delay, or promptly give notice to the Contractor that the Architect does not require to do so. If the Contractor fails to give the notice, he shall, if and when required by the Engineer, uncover the work and there after reinstate and make good, all at the Contractor's cost.

## **7.4 Testing**

7.4.1 This Sub-Clause shall apply to all tests specified in the Contract.

7.4.2 Except as otherwise specified in the Contract, the Contractor shall provide all apparatus, assistance, documents and other information, electricity, equipment, fuel, consumables, instruments, labor, materials, and suitably qualified and experienced staff, as are necessary to carry out the specified tests efficiently. The Contractor shall agree, with the Engineer, the time and place for the specified testing of any Plant, Materials and other parts of the Works.

7.4.3 The Architect may, under Clause 13 [Variations and Adjustments], vary the location or details of specified tests, or instruct the Contractor to carry out additional tests. If these varied or additional tests show that the tested Plant, Materials or workmanship is not in accordance with the Contract, the cost of carrying out this Variation shall be borne by the Contractor, notwithstanding other provisions of the Contract.

7.4.4 The Architect shall give the Contractor not less than 24 hours' notice of the Architect intention to attend the tests. If the Architect does not attend at the time and place agreed, the Contractor may proceed with the tests, unless otherwise instructed by the Engineer, and the tests shall then be deemed to have been made in the Architect presence.

7.4.5 If the Contractor suffers delay and/ or incurs Cost from complying with these instructions or as a result of a delay for which the Procuring Entity is responsible, the Contractor shall give notice to the Architect and shall be entitled subject to Sub-Clause 20.1 [Contractor's Claims] to:

- a) an extension of time for any such delay, if completion is or will be delayed, under Sub-Clause 8.4 [Extension of Time for Completion], and
- b) payment of any such Cost-plus profit, which shall be included in the Contract Price.

7.4.6 After receiving this notice, the Architect shall proceed in accordance with Sub-Clause 3.5 [Determinations] to agree or determine these matters.

7.4.7 The Contractor shall promptly forward to the Architect duly certified reports of the tests. When the specified tests have been passed, the Architect shall endorse the Contractor's test certificate, or issue a certificate to him, to that effect. If the Architect has not attended the tests, he shall be deemed to have accepted the readings as accurate.

## **7.5 Rejection**

7.5.1 If, as a result of an examination, inspection, measurement or testing, any Plant, Materials or workmanship is found to be defective or otherwise not in accordance with the Contract, the Architect may reject the Plant, Materials or workmanship by giving notice to the Contractor, with reasons. The Contractor shall then promptly make good the defect and ensure that the rejected item complies with the Contract.

7.5.2 If the Architect requires this Plant, Materials or workmanship to be retested, the tests shall be repeated under the same terms and conditions. If the rejection and retesting cause the Procuring Entity to incur additional costs, the Contractor shall subject to Sub-Clause 2.5 [Procuring Entity's Claims] pay these costs to the Procuring Entity.

## **7.6 Remedial Work**

7.6.1 Notwithstanding any previous test or certification, the Architect may instruct the Contractor to:

- a) Remove from the Site and replace any Plant or Materials which is not in accordance with the Contract,
- b) remove and re-execute any other work which is not in accordance with the Contract, and
- c) execute any work which is urgently required for the safety of the Works, whether because of an accident, unforeseen able event or otherwise.

- 7.62 The Contractor shall comply with the instruction within a reasonable time, which shall be the time (if any) specified in the instruction, or immediately if urgency is specified under sub-paragraph (c).
- 7.63 If the Contractor fails to comply with the instruction, the Procuring Entity shall be entitled to employ and pay other persons to carry out the work. Except to the extent that the Contractor would have been entitled to payment for the work, the Contractor shall subject to Sub-Clause 2.5 [Procuring Entity's Claims] pay to the Procuring Entity all costs arising from this failure.
- 7.64 If the contractor repeatedly delivers defective work, the Procuring Entity may consider termination in accordance with Clause 15.

#### **7.7 Ownership of Plant and Materials**

Except as otherwise provided in the Contract, each item of Plant and Materials shall become the property of the Procuring Entity at whichever is the earlier of the following times, free from liens and other encumbrances:

- a) When it is incorporated in the Works;
- b) when the Contractor is paid the corresponding value of the Plant and Materials under Sub-Clause 8.10 [Payment for Plant and Materials in Event of Suspension].

#### **7.8 Royalties**

Unless otherwise stated in the Specification, the Contractor shall pay all royalties, rents and other payments for:

- a) Natural materials obtained from outside the Site, and
- b) The disposal of material from demolitions and excavations and of other surplus material (whether natural or man-made), except to the extent that disposal are as within the Site are specified in the Contract.

### **8 COMMENCEMENT, DELAYS AND SUSPENSION**

#### **8.1 Commencement of Works**

- 8.1.1 Except as otherwise specified in the Special Conditions of Contract, the Commencement Date shall be the date at which the following precedent condition shall have all been fulfilled and the Architect notification recording the agreement of both Parties on such fulfilment and instructing to commence the Work is received by the Contractor:
- a) Signature of the Contract Agreement by both Parties, and if required, approval of the Contract by relevant authorities of Kenya;
  - b) except if otherwise specified in the Special Conditions of Contract, effective access to and possession of the Site given to the Contractor together with such permission(s) under (a) of Sub-Clause 1.13 [Compliance with Laws] as required for the commencement of the Works.
  - c) Receipt by the Contractor of the Advance Payment under Sub-Clause 14.2 [Advance Payment] provided that the corresponding bank guarantee has been delivered by the Contractor.
- 8.1.2 If the said Architect instruction is not received by the Contractor within 180 days from his receipt of the Letter of Acceptance, the Contractor shall be entitled to terminate the Contract under Sub-Clause 16.2 [Termination by Contractor].
- 8.1.3 The Contractor shall commence the execution of the Works as soon as is reasonably practicable after the Commencement Date and shall then proceed with the Works with due expedition and without delay.

#### **8.2 Time for Completion**

The Contractor shall complete the whole of the Works, and each Section (if any), within the Time for Completion for the Works or Section (as the case may be), including:

- a) Achieving the passing of the Tests on Completion, and
- b) completing all work which is stated in the Contract as being required for the Works or Section to be considered to be completed for the purposes of taking-over under Sub-Clause 10.1 [Taking Over of the Works and Sections].

#### **8.3 Programme**

- 8.3.1 The Contractor shall submit a detailed time programme to the Architect within 14 days after receiving the

notice under Sub-Clause 8.1 [Commencement of Works]. The Contractor shall also submit a revised programme whenever the previous programme is inconsistent with actual progress or with the Contractor's obligations. Each programme shall include:

- a) The order in which the Contractor intends to carry out the Works, including the anticipated timing of each stage of design (if any), Contractor's Documents, procurement, manufacture of Plant, delivery to Site, construction, erection and testing,
- b) each of these stages for work by each nominated Subcontractor (as defined in Clause 5 [Nominated Subcontractors]),
- c) the sequence and timing of inspections and tests specified in the Contract, and
- d) a supporting report which includes:
  - i) a general description of the methods which the Contractor intends to adopt, and of the major stages, in the execution of the Works, and
  - ii) details showing the Contractor's reasonable estimate of the number of each class of Contractor's Personnel and of each type of Contractor's Equipment, required on the Site for each major stage.

832 Unless the Engineer, within 14 days after receiving a programme, gives notice to the Contractor stating the extent to which it does not comply with the Contract, the Contractor shall proceed in accordance with the programme, subject to his other obligations under the Contract. The Procuring Entity's Personnel shall be entitled to rely upon the programme when planning their activities.

833 The Contractor shall promptly give notice to the Architect of specific probable future events or circumstances which may adversely affect the work, increase the Contract Price or delay the execution of the Works.

834 If, at any time, the Architect gives notice to the Contractor that a programme fails (to the extent stated) to comply with the Contractor to be consistent with actual progress and the Contractor's stated intentions, the Contractor shall submit a revised programme to the Architect in accordance with this Sub-Clause.

#### **8.4 Extension of Time for Completion**

841 The Contractor shall be entitled subject to Sub-Clause 20.1 [Contractor's Claims] to an extension of the Time for Completion if and to the extent that completion for the purposes of Sub-Clause 10.1 [Taking Over of the Works and Sections] is or will be delayed by any of the following causes:

- a) a Variation (unless an adjustment to the Time for Completion has been agreed under Sub-Clause 13.3 [Variation Procedure]) or other substantial change in the quantity of an item of work included in the Contract,
- b) a cause of delay giving an entitlement to extension of time under a Sub-Clause of these Conditions,
- c) exceptionally adverse climatic conditions,
- d) Unforeseeable shortages in the availability of personnel or Goods caused by epidemic or governmental actions, or
- e) any delay, impediment or prevention caused by or attributable to the Procuring Entity, the Procuring Entity's Personnel, or the Procuring Entity's other contractors.

842 If the Contractor considers itself to be entitled to an extension of the Time for Completion, the Contractor shall give notice to the Architect in accordance with Sub-Clause 20.1 [Contractor's Claims]. When determining each extension of time under Sub-Clause 20.1, the Architect shall review previous determinations and may increase, but shall not decrease, the total extension of time.

#### **8.5 Delays Caused by Authorities**

If the following conditions apply, namely:

- a) The Contractor has diligently followed the procedures laid down by the relevant legally constituted public authorities in Kenya,
- b) These authorities delay or disrupt the Contractor's work, and
- c) the delay or disruption was Unforeseeable, then this delay or disruption will be considered as a cause of delay under sub-paragraph (b) of Sub-Clause 8.4 [Extension of Time for Completion].



## 8.6 Rate of Progress

861 If, at anytime:

- a) Actual progress is too slow to complete within the Time for Completion, and/or
- b) Progress has fallen (or will fall) behind the current programme under Sub-Clause 8.3 [Programme], other than as a result of a cause listed in Sub-Clause 8.4 [Extension of Time for Completion], then the Architect may instruct the Contractor to submit, under Sub-Clause 8.3 [Programme], a revised programme and supporting report describing the revised methods which the Contractor proposes to adopt in order to expedite progress and complete within the Time for Completion.

862 Unless the Architect notifies otherwise, the Contractor shall adopt these revised methods, which may require increases in the working hours and/or in the numbers of Contractor's Personnel and/or Goods, at the risk and cost of the Contractor. If these revised methods cause the Procuring Entity to incur additional costs, the Contractor shall subject to notice under Sub-Clause 2.5 [Procuring Entity's Claims] pay these costs to the Procuring Entity, in addition to delay damages (if any) under Sub-Clause 8.7 below.

863 Additional costs of revised methods including acceleration measures, instructed by the Architect to reduce delays resulting from causes listed under Sub-Clause 8.4 [Extension of Time for Completion] shall be paid by the Procuring Entity, without generating, however, any other additional payment benefit to the Contractor.

## 8.7 Delay Damages

871 If the Contractor fails to comply with Sub-Clause 8.2 [Time for Completion], the Contractor shall subject to notice under Sub-Clause 2.5 [Procuring Entity's Claims] pay delay damages to the Procuring Entity for this default. These delay damages shall be the sum stated in the **Special Conditions of Contract**, which shall be paid for everyday which shall elapse between the relevant Time for Completion and the date stated in the taking-Over Certificate. However, the total amount due under this Sub-Clause shall not exceed the maximum amount of delay damages (if any) stated in the Special Conditions of Contract.

872 These delay damages shall be the only damages due from the Contractor for such default, other than in the event of termination under Sub-Clause 15.2 [Termination by Procuring Entity] prior to completion of the Works. These damages shall not relieve the Contractor from his obligation to complete the Works, or from any other duties, obligations or responsibilities which he may have under the Contract.

## 8.8 Suspension of Work

881 The Architect may at any time instruct the Contractor to suspend progress of part or all of the Works. During such suspension, the Contractor shall protect, store and secure such part or the Works against any deterioration, loss or damage.

882 The Architect may also notify the cause for the suspension. If and to the extent that the cause is notified and is the responsibility of the Contractor, the following Sub-Clauses 8.9, 8.10 and 8.11 shall not apply.

## 8.9 Consequences of Suspension

891 If the Contractor suffers delay and/or incurs Cost from complying with the Architect instructions under Sub-Clause 8.8 [Suspension of Work] and/or from resuming the work, the Contractor shall give notice to the Architect and shall be entitled subject to Sub-Clause 20.1 [Contractor's Claims] to:

- a) an extension of time for any such delay, if completion is or will be delayed, under Sub-Clause 8.4 [Extension of Time for Completion], and
- b) Payment of any such Cost, which shall be included in the Contract Price.

892 After receiving this notice, the Architect shall proceed in accordance with Sub-Clause 3.5 [Determinations] to agree or determine these matters.

893 The Contractor shall not be entitled to an extension of time for, or to payment of the Cost incurred in, making good the consequences of the Contractor's faulty design, workmanship or materials, or of the Contractor's failure to protect, store or secure in accordance with Sub-Clause 8.8 [Suspension of Work].

## 8.10 Payment for Plant and Materials in Event of Suspension

The Contractor shall be entitled to payment of the value (as at the date of suspension) of Plant and/ or

Materials which have not been delivered to Site, if:

- a) The work on Plant or delivery of Plant and/ or Materials has been suspended for more than 30 days, and
- b) the Contractor has marked the Plant and/or Materials as the Procuring Entity's property in accordance with the Architect instructions.

### **8.11 Prolonged Suspension**

If the suspension under Sub-Clause 8.8 [Suspension of Work] has continued for more than 84 days, the Contractor may request the Architect permission to proceed. If the Architect does not give permission within 30 days after being requested to do so, the Contractor may, by giving notice to the Engineer, treat the suspension as an omission under Clause 13 [Variations and Adjustments] of the affected part of the Works. If the suspension affects the whole of the Works, the Contractor may give notice of termination under Sub-Clause 16.2 [Termination by Contractor].

### **8.12 Resumption of Work**

After the permission or instruction to proceed is given, the Contractor and the Architect shall jointly examine the Works and the Plant and Materials affected by the suspension. The Contractor shall make good any deterioration or defect in or loss of the Works or Plant or Materials, which has occurred during the suspension after receiving from the Architect an instruction to this effect under Clause 13 [Variations and Adjustments].

## **9 TESTS ON COMPLETION**

### **9.1 Contractor's Obligations**

- 9.1.1 The Contractor shall carry out the Tests on Completion in accordance with this Clause and Sub-Clause 7.4 [Testing], after providing the documents in accordance with sub-paragraph (d) of Sub-Clause 4.1 [Contractor's General Obligations].
- 9.1.2 The Contractor shall give to the Architect not less than 21 days' notice of the date after which the Contractor will be ready to carry out each of the Tests on Completion. Unless otherwise agreed, Tests on Completion shall be carried out within 14 days after this date, on such day or days as the Architect shall instruct.
- 9.1.3 In considering the results of the Tests on Completion, the Architect shall make allowances for the effect of any use of the Works by the Procuring Entity on the performance or other characteristics of the Works. As soon as the Works, or a Section, have passed any Tests on Completion, the Contractor shall submit a certified report of the results of these Tests to the Engineer.

### **9.2 Delayed Tests**

- 9.2.1 If the Tests on Completion are being unduly delayed by the Procuring Entity, Sub-Clause 7.4 [Testing] (fifth paragraph) and/ or Sub-Clause 10.3 [Interference with Tests on Completion] shall be applicable.
- 9.2.2 If the Tests on Completion are being unduly delayed by the Contractor, the Architect may by notice require the Contractor to carry out the Tests within 21 days after receiving the notice. The Contractor shall carry out the Tests on such day or days within that period as the Contractor may fix and of which he shall give notice to the Engineer.
- 9.2.3 If the Contractor fails to carry out the Tests on Completion within the period of 21 days, the Procuring Entity's Personnel may proceed with the Test at the risk and cost of the Contractor. The Tests on Completion shall then be deemed to have been carried out in the presence of the Contractor and the results of the Tests shall be accepted as accurate.

### **9.3 Retesting of related works**

If the Works, or a Section, fail to pass the Tests on Completion, Sub-Clause 7.5 [Rejection] shall apply, and the Architect or the Contractor may require the failed Tests, and Tests on Completion on any related work, to be repeated under the same terms and conditions.

### **9.4 Failure to Pass Tests on Completion**

- 9.4.1 If the Works, or a Section, fail to pass the Tests on Completion repeated under Sub-Clause 9.3 [Retesting], the Architect shall be entitled to:

- a) Order further repetition of Tests on Completion under Sub-Clause 9.3; or
- b) if the failure deprives the Procuring Entity of substantially the whole benefit of the Works or Section, reject the Works or Section (as the case may be), in which event the Procuring Entity shall have the same remedies as are provided in sub-paragraph (c) of Sub-Clause 1.4 [Failure to Remedy Defects].

## **10. PROCURING ENTITY'S TAKING OVER**

### **10.1 Taking Over of the Works and Sections**

- 10.1.1 Except as stated in Sub-Clause 9.4 [Failure to Pass Tests on Completion], the Works shall be taken over by the Procuring Entity when (i) the Works have been completed in accordance with the Contract, including the matters described in Sub-Clause 8.2 [Time for Completion] and except as allowed in sub-paragraph (a) below, and (ii) a Taking-Over Certificate for the Works has been issued, or is deemed to have been issued in accordance with this Sub-Clause.
- 10.1.2 The Contractor may apply by notice to the Architect for a Taking-Over Certificate not earlier than 14 days before the Works will, in the Contractor's opinion, be complete and ready for taking over. If the Works are divided into Sections, the Contractor may similarly apply for a Taking-Over Certificate for each Section.
- 10.1.3 The Architect shall, within 30 days after receiving the Contractor's application:
- a) Issue the Taking-Over Certificate to the Contractor, stating the date on which the Works or Section were completed in accordance with the Contract, except for any minor outstanding work and defects which will not substantially affect the use of the Works or Section for their intended purpose (either until or whilst this work is completed and these defects are remedied); or
  - b) reject the application, giving reasons and specifying the work required to be done by the Contractor to enable the Taking-Over Certificate to be issued. The Contractor shall then complete this work before issuing a further notice under this Sub-Clause.
- 10.1.4 If the Architect fails either to issue the Taking-Over Certificate or to reject the Contractor's application within the period of 30 days, and if the Works or Section (as the case may be) are substantially in accordance with the Contract, the Taking-Over Certificate shall be deemed to have been issued on the last day of that period.

### **10.2 Taking Over of Parts of the Works**

- 10.2.1 The Architect may, at the sole discretion of the Procuring Entity, issue a Taking-Over Certificate for any part of the Permanent Works.
- 10.2.2 The Procuring Entity shall not use any part of the Works (other than as a temporary measure which is either specified in the Contract or agreed by both Parties) unless and until the Architect has issued a Taking-Over Certificate for this part. However, if the Procuring Entity does use any part of the Works before the Taking-Over Certificate is issued:
- a) The part which is used shall be deemed to have been taken over as from the date on which it is used,
  - b) the Contractor shall cease to be liable for the care of such part as from this date, when responsibility shall pass to the Procuring Entity, and
  - c) if requested by the Contractor, the Architect shall issue a Taking-Over Certificate for this part.
- 10.2.3 After the Architect has issued a Taking-Over Certificate for a part of the Works, the Contractor shall be given the earliest opportunity to take such steps as may be necessary to carry out any outstanding Tests on Completion. The Contractor shall carry out these Tests on Completion as soon as practicable before the expiry date of the relevant Defects Notification Period.
- 10.2.4 If the Contractor incurs Cost as a result of the Procuring Entity taking over and/or using a part of the Works, other than such use as is specified in the Contract, the Contractor shall (i) give notice to the Architect and (ii) be entitled subject to Sub-Clause 20.1 [Contractor's Claims] to payment of any such accrued costs, which shall be included in the Contract Price. After receiving this notice, the Architect shall proceed in accordance with Sub-Clause 3.5 [Determinations] to agree or determine this accrued cost.
- 10.2.5 If a Taking-Over Certificate has been issued for a part of the Works (other than a Section), the delay damages thereafter for completion of the remainder of the Works shall be reduced. Similarly, the delay damages for the remainder of the Section (if any) in which this part is included shall also be reduced. For any period of delay after the date stated in this Taking-Over Certificate, the proportional reduction in these delay damages shall be calculated as the proportion which the value of the part so certified bears to the value of the Works or Section (as the case may be) as a whole. The Architect shall proceed in accordance with Sub-Clause 3.5 [Determinations] to agree or determine these proportions. The provisions of this paragraph shall only apply

to the daily rate of delay damages under Sub-Clause 8.7 [Delay Damages] and shall not affect the maximum amount of these damages.

### **103 Interference with Tests on Completion**

- 103.1 If the Contractor is prevented, for more than 14 days, from carrying out the Tests on Completion by a cause for which the Procuring Entity is responsible, the Procuring Entity shall be deemed to have taken over the Works or Section (as the case may be) on the date when the Tests on Completion would otherwise have been completed.
- 103.2 The Architect shall then issue a Taking-Over Certificate accordingly, and the Contractor shall carry out the Tests on Completion as soon as practicable, before the expiry date of the Defects Notification Period. The Architect shall require the Tests on Completion to be carried out by giving 14 days' notice and in accordance with the relevant provisions of the Contract.
- 103.3 If the Contractor suffers delay and/or incurs Cost as a result of this delay in carrying out the Tests on Completion, the Contractor shall give notice to the Architect and shall be entitled subject to Sub-Clause 20.1 [Contractor's Claims] to:
- a) an extension of time for any such delay, if completion is or will be delayed, under Sub-Clause 8.4 [Extension of Time for Completion], and
  - b) payment of any such accrued costs, which shall be included in the Contract Price.
- 103.4 After receiving this notice, the Architect shall proceed in accordance with Sub-Clause 3.5 [Determinations] to agree or determine these matters.

### **104 Surfaces Requiring Reinstatement**

Except as otherwise stated in a Taking-Over Certificate, a certificate for a Section or part of the Works shall not be deemed to certify completion of any ground or other surfaces requiring reinstatement.

## **11. DEFECTS LIABILITY**

### **11.1 Completion of Outstanding Work and Remedying Defects**

- 11.1.1 In order that the Works and Contractor's Documents, and each Section, shall be in the condition required by the Contract (fair wear and tear excepted) by the expiry date of the relevant Defects Notification Period or as soon as practicable thereafter, the Contractor shall:
- a) complete any work which is outstanding on the date stated in a Taking-Over Certificate, within such reasonable time as is instructed by the Engineer, and
  - b) execute all work required to remedy defects or damage, as may be notified by (or on behalf of) the Procuring Entity on or before the expiry date of the Defects Notification Period for the Works or Section (as the case may be).
- 11.1.2 If a defect appears or damage occurs, the Contractor shall be notified accordingly by the Engineer.

### **11.2 Cost of Remedying Defects**

- 11.2.1 All work referred to in sub-paragraph (b) of Sub-Clause 11.1 [Completion of Outstanding Work and Remedying Defects] shall be executed at the risk and cost of the Contractor, if and to the extent that the work is attributable to:
- a) Any design for which the Contractor is responsible,
  - b) Plant, Materials or workmanship not being in accordance with the Contract, or
  - c) Failure by the Contractor to comply with any other obligation.
- 11.2.2 If and to the extent that such work is attributable to any other cause, the Contractor shall be notified promptly by (or on behalf of) the Procuring Entity, and Sub-Clause 13.3 [Variation Procedure] shall apply.

### **11.3 Extension of Defects Notification Period**

- 11.3.1 The Procuring Entity shall be entitled subject to Sub-Clause 2.5 [Procuring Entity's Claims] to an extension of the Defects Notification Period for the Works or a Section if and to the extent that the Works, Section or a major item of Plant (as the case may be, and after taking over) cannot be used for the purposes for which they



are intended by reason of a defect or by reason of damage attributable to the Contractor. However, a Defects Notification Period shall not be extended by more than two years.

- 11.3.2 If delivery and/ or erection of Plant and/ or Materials was suspended under Sub-Clause 8.8 [Suspension of Work] or Sub-Clause 16.1 [Contractor's Entitlement to Suspend Work], the Contractor's obligations under this Clause shall not apply to any defects or damage occurring more than two years after the Defects Notification Period for the Plant and/ or Materials would otherwise have expired.

#### **11.4 Failure to Remedy Defects**

- 11.4.1 If the Contractor fails to remedy any defect or damage within a reasonable time, a date may be fixed by the Engineer, on or by which the defect or damage is to be remedied. The Contractor shall be given reasonable notice of this date.
- 11.4.2 If the Contractor fails to remedy the defect or damage by this notified date and this remedial work was to be executed at the cost of the Contractor under Sub-Clause 11.2 [Cost of Remedying Defects], the Procuring Entity may (at his option):
- (a) Carry out the work itself or by others, in a reasonable manner and at the Contractor's cost, but the Contractor shall have no responsibility for this work; and the Contractor shall subject to Sub-Clause 2.5 [Procuring Entity's Claims] pay to the Procuring Entity the costs reasonably incurred by the Procuring Entity in remedying the defect or damage;
  - (b) Require the Architect to agree or determine a reasonable reduction in the Contract Price in accordance with Sub-Clause 3.5 [Determinations]; or
  - (c) if the defect or damage deprives the Procuring Entity of substantially the whole benefit of the Works or any major part of the Works, terminate the Contract as a whole, or in respect of such major part which cannot be put to the intended use. Without prejudice to any other rights, under the Contract otherwise, the Procuring Entity shall then be entitled to recover all sums paid for the Works or for such part (as the case may be), plus financing costs and the cost of dismantling the same, clearing the Site and returning Plant and Materials to the Contractor.

#### **11.5 Removal of Defective Work**

If the defector damage cannot be remedied expeditiously on the Site and the Procuring Entity gives consent, the Contractor may remove from the Site for the purposes of repair such items of Plant as are defective or damaged. This consent may require the Contractor to increase the amount of the Performance Security by the full replacement cost of these items, or to provide other appropriate security.

#### **11.6 Further Tests**

- 11.6.1 If the work of remedying of any defector damage may affect the performance of the Works, the Architect may require the repetition of any of the tests described in the Contract. The requirement shall be made by notice within 14 days after the defect or damage is remedied.
- 11.6.2 These tests shall be carried out in accordance with the terms applicable to the previous tests, except that they shall be carried out at the risk and cost of the Party liable, under Sub-Clause 11.2 [Cost of Remedying Defects], for the cost of the remedial work.

#### **11.7 Right of Access**

Until the Completion Certificate has been issued, the Contractor shall have such right of access to the Works as is reasonably required in order to comply with this Clause, except as may be inconsistent with the Procuring Entity's reasonable security restrictions.

#### **11.8 Contractor to Search**

The Contractor shall, if required by the Engineer, search for the cause of any defect on parts of the works that have already accepted, under the direction of the Engineer. Unless the defect is to be remedied at the cost of the Contractor under Sub-Clause 11.2 [Cost of Remedying Defects], the Cost of the search plus profit shall be agreed or determined by the Architect in accordance with Sub-Clause 3.5 [Determinations] and shall be included in the Contract Price.

#### **11.9 Completion Certificate**

- 11.9.1 Performance of the Contractor's obligations shall not be considered to have been completed until the Architect has issued the Completion Certificate to the Contractor, stating the date on which the Contractor completed

his obligations under the Contract.

11.92 The Architect shall issue the Completion Certificate within 30 days after the latest of the expiry dates of the Defects Liability Period, or as soon thereafter as the Contractor has supplied all the Contractor's Documents and completed and tested all the Works, including remedying any defects. A copy of the Completion Certificate shall be issued to the Procuring Entity.

11.93 Only the Completion Certificate shall be deemed to constitute acceptance of the Works.

### **11.10 Unfulfilled Obligations**

After the Completion Certificate has been issued, each Party shall remain liable for the fulfilment of any obligation which remains unperformed at that time. For the purposes of determining the nature and extent of unperformed obligations, the Contract shall be deemed to remain in force.

### **11.11 Clearance of Site**

11.11.1 Upon receiving the Completion Certificate, the Contractor shall remove any remaining Contractor's Equipment, surplus material, wreckage, rubbish and Temporary Works from the Site.

11.11.2 If all these items have not been removed within 30 days after receipt by the Contractor of the Completion Certificate, the Procuring Entity may sell or otherwise dispose of any remaining items. The Procuring Entity shall be entitled to be paid the costs incurred in connection with, or attributable to, such sale or disposal and restoring the Site.

11.11.3 Any balance of the moneys from the sale shall be paid to the Contractor. If these moneys are less than the Procuring Entity's costs, the Contractor shall pay the outstanding balance to the Procuring Entity.

## **12 MEASUREMENT AND DEVALUATION**

### **12.1 Works to be Measured**

12.1.1 The Works shall be measured, and valued for payment, in accordance with this Clause. The Contractor shall show in each application under Sub-Clauses 14.3 [Application for Interim Payment Certificates], 14.10 [Statement on Completion] and 14.11 [Application for Final Payment Certificate] the quantities and other particulars detailing the amounts which he considers to be entitled under the Contract.

12.1.2 Whenever the Architect requires any part of the Works to be measured, reasonable notice shall be given to the Contractor's Representative, who shall:

- a) promptly either attend or send another qualified representative to assist the Architect in making the measurement, and
- b) supply any particulars requested by the Engineer.

12.1.3 If the Contractor fails to attend or send a representative, the measurement made by the Architect shall be accepted as accurate.

12.1.4 Except as otherwise stated in the Contract, wherever any Permanent Works are to be measured from records, these shall be prepared by the Engineer. The Contractor shall, as and when requested, attend to examine and agree the records with the Engineer, and shall sign the same when agreed. If the Contractor does not attend, the records shall be accepted as accurate.

12.1.5 If the Contractor examines and disagrees the records, and/ or does not sign them as agreed, then the Contractor shall give notice to the Architect of the respects in which the records are asserted to be inaccurate. After receiving this notice, the Architect shall review the records and either confirm or vary them and certify the payment of the undisputed part. If the Contractor does not so give notice to the Architect within 14 days after being requested to examine the records, they shall be accepted as accurate.

### **12.2 Method of Measurement**

Except as otherwise stated in the Contract:

- a) Measurement shall be made of the net actual quantity of each item of the Permanent Works, and
- b) the method of measurement shall be in accordance with the Bill of Quantities or other applicable Schedules.

## 123 Evaluation

- 123.1 Except as otherwise stated in the Contract, the Architect shall proceed in accordance with Sub-Clause 3.5 [Determinations] to agree or determine the value of work done by evaluating each item of work, applying the measurement agreed or determined in accordance with the above Sub-Clauses 12.1 and 12.2 and the appropriate rate or price for the item.
- 123.2 For each item of work, the appropriate rate or price for the item shall be the rate or price specified for such item in the Contractor, if there is no such item, specified for similar work.
- 123.3 Any item of work included in the Bill of Quantities for which no rate or price was specified shall be considered as included in other rates and prices in the Bill of Quantities and will not be paid for separately.
- 123.4 However, for a new item of work, a new rate or price shall be appropriate for such item of work if:
- The work is instructed under Clause 13 [Variations and Adjustments],
  - no rate or price is specified in the Contract for this item, and
  - no specified rate or price is appropriate because the item of work is not of similar character, or is not executed under similar conditions, as any item in the Contract.
- 123.5 Each new rate or price shall be derived from any relevant rates or prices in the Contract. If no rates or prices are relevant for the new item of work, it shall be derived from the reasonable Cost of executing such work, prevailing market rates, together with profit, taking account of any other relevant matters.
- 123.6 Until such time as an appropriate rate or price is agreed or determined, the Architect shall determine a provisional rate or price for the purposes of Interim Payment Certificates as soon as the concerned work commences.
- 123.7 Where the contract price is different from the corrected tender price, in order to ensure the contractor is not paid less or more relative to the contract price (*which would be the tender price*), payment valuation certificates and variation orders on omissions and additions valued based on rates in the Bill of Quantities or schedule of rates in the Tender, will be adjusted by a plus or minus percentage. The percentage already worked out during tender evaluation is worked out as follows:  $(\text{corrected tender price} - \text{tender price}) / \text{tender price} \times 100$ .

## 124 Omissions

Whenever the omission of any work forms part (or all) of a Variation, the value of which has not been agreed, if:

- The Contractor will incur (or has incurred) cost which, if the work had not been omitted, would have been deemed to be covered by a sum forming part of the Accepted Contract Amount;
- The omission of the work will result (or has resulted) in this sum not forming part of the Contract Price; and
- this cost is not deemed to be included in the evaluation of any substituted work; then the Contractor shall give notice to the Architect accordingly, with supporting particulars. Upon receiving this notice, the Architect shall proceed in accordance with Sub-Clause 3.5 [Determinations] to agree or determine this cost, which shall be included in the Contract Price.

## 13 VARIATIONS AND ADJUSTMENTS

### 13.1 Right to Vary

- 13.1.1 Variations may be initiated by the Architect at any time prior to issuing the Taking-Over Certificate for the Works, either by an instruction or by a request for the Contractor to submit a proposal. No Variation instructed by the Architect under this Clause shall in any way vitiate or invalidate the Contract.
- 13.1.2 The Contractor shall execute and be bound by each Variation, unless the Contractor promptly gives notice to the Architect stating (with supporting particulars) that (i) the Contractor cannot readily obtain the Goods required for the Variation, or (ii) such Variation triggers a substantial change in the sequence or progress of the Works. Upon receiving this notice, the Architect shall cancel, confirm or vary the instruction.
- 13.1.3 Each Variation may include:
- changes to the quantities of any item of work included in the Contract (however, such changes do not necessarily constitute a Variation),
  - changes to the quality and other characteristics of any item of work,
  - changes to the levels, positions and/ or dimensions of any part of the Works,

- d) omission of any work unless it is to be carried out by others,
- e) any additional work, Plant, Materials or services necessary for the Permanent Works, including any associated Tests on Completion, boreholes and other testing and exploratory work, or
- f) changes to the sequence or timing of the execution of the Works.

13.14 The Contractor shall not make any alteration and/or modification of the Permanent Works, unless and until the Architect instructs after obtaining approval of the Procuring Entity.

### **132 Variation Order Procedure**

1321 Prior to any Variation Order under Sub-Clause 13.1.4 the Architect shall notify the Contractor of the nature and form of such variation. As soon as possible after having received such notice, the Contractor shall submit to the Engineer:

- a) A description of work, if any, to be performed and a programme for its execution, and
- b) the Contractor's proposals for any necessary modifications to the Programme according to Sub-Clause 8.3 or to any of the Contractor's obligations under the Contract, and
- c) the Contractor's proposals for adjustment to the Contract Price.

Following the receipt of the Contractor's submission the Architect shall, after due consultation with the Employer and the Contractor, decide as soon as possible whether or not the variation shall be carried out. If the Architect decides that the variation shall be carried out, he shall issue a Variation Order clearly identified as such in accordance with the Contractor's submission or as modified by agreement.

If the Architect and the Contractor are unable to agree the adjustment of the Contract Price, the provisions of Sub-Clause 13.2.2 shall apply.

### **1322 Disagreement on Adjustment of the Contract Price**

If the Contractor and the Architecture unable to agree on the adjustment of the Contract Price, the adjustment shall be determined in accordance with the rates specified in the Bills of Quantities or Schedule of Daywork Prices. If the rates contained in the Bills of Quantities or Dayworks Prices are not directly applicable to the specific work in question, suitable rates shall be established by the Architect reflecting the level of pricing in the Dayworks Prices. Where rates are not contained in the said Prices, the amount shall be such as is in all the circumstances reasonable, reflecting a market price. Due account shall be taken of any over-or under-recovery of overheads by the Contractor in consequence of the variation. The Contractor shall also be entitled to be paid:

- a) The cost of any partial execution of the Works rendered useless by any such variation,
- b) The cost of making necessary alterations to Plant already manufactured or in the course of manufacture or of any work done that has to be altered in consequence of such a variation,
- c) any additional costs incurred by the Contractor by the disruption of the progress of the Works as detailed in the Programme, and
- d) the net effect of the Contractor's finance costs, including interest, caused by the variation.

The Architect shall on this basis determine the rates or prices to enable on-account payment to be included in certificates of payment.

### **1323 Contractor to Proceed**

On receipt of a Variation Order, the Contractor shall forth with proceed to carry out the variation and be bound to these Conditions in so doing as if such variation was stated in the Contract. The work shall not be delayed pending the granting of an extension of the Time for Completion or an adjustment to the Contract Price under Sub-Clause 31.3.

### **133 Value Engineering**

133.1 The Contractor may, at any time, submit to the Architect written proposal which (in the Contractor's opinion) will, if adopted, (i) accelerate completion, (ii) reduce the cost to the Procuring Entity of executing, maintaining or operating the Works, (iii) improve the efficiency or value to the Procuring Entity of the completed Works, or  
(iv) otherwise be of benefit to the Procuring Entity.

133.2 The proposal shall be prepared at the cost of the Contractor and shall include the items listed in Sub-Clause 13.3 [Variation Procedure].



- 1323 If a proposal, which is approved by the Engineer, includes a change in the design of part of the Permanent Works, then unless otherwise agreed by both Parties:
- a) The Contractor shall design this part,
  - b) sub-paragraphs (a) to (d) of Sub-Clause 4.1 [Contractor's General Obligations] shall apply, and
  - c) if this change results in a reduction in the contract value of this part, the Architect shall proceed in accordance with Sub-Clause 3.5 [Determinations] to agree or determine a fee, which shall be included in the Contract Price. This fee shall be half (50%) of the difference between the following amounts:
    - i) such reduction in contract value, resulting from the change, excluding adjustments under Sub-Clause 13.8 [Adjustments for Changes in Legislation] and Sub-Clause 13.8 [Adjustments for Changes in Cost], and
    - ii) the reduction (if any) in the value to the Procuring Entity of the varied works, taking account of any improvement in quality, anticipated life or operational efficiencies.

13.3.4 However, if the amount established in item 13.2.3 (c) (i) is less than amount established in item 13.2.3 (c) (ii), there shall not be a fee. However, if the if the amount established in item 13.2.3 (c) (i) is more than amount established in item 13.2.3 (c) (ii), it shall result in a price variation to the Procuring Entity.

#### **134 Variation Procedure for Value Engineering proposal**

- 134.1 If the Architect requests a proposal, prior to instructing a Variation, the Contractor shall respond in writing as soon as practicable, either by giving reasons why he cannot comply (if this is the case) or by submitting:
- a) A description of the proposed work to be performed and a programme for its execution,
  - b) the Contractor's proposal for any necessary modifications to the programme according to Sub-Clause 8.3 [Programme] and to the Time for Completion, and
  - c) the Contractor's proposal for evaluation of the Variation.

134.2 The Architect shall, as soon as practicable after receiving such proposal (under Sub-Clause 13.2 [Value Project Engineering] or otherwise), respond with approval, disapproval or comments. The Contractor shall not delay any work whilst awaiting a response.

134.3 Each instruction to execute a Variation, with any requirements for the recording of Costs, shall be issued by the Architect to the Contractor, who shall acknowledge receipt.

134.4 Each Variation shall be evaluated in accordance with Clause 12 [Measurement and Evaluation], unless the Architect instructs or approves otherwise in accordance with this Clause.

#### **135 Payment in Applicable Currencies**

If the Contract provides for payment of the Contract Price in more than one currency, then whenever an adjustment is agreed, approved or determined as stated above, the amount payable in each of the applicable currencies shall be specified. For this purpose, reference shall be made to the actual or expected currency proportions of the Cost of the varied work, and to the proportions of various currencies specified for payment of the Contract Price.

#### **136 Provisional Sums**

136.1 Each Provisional Sum shall only be used, in whole or in part, in accordance with the Architect instructions, and the Contract Price shall be adjusted accordingly. The total sum paid to the Contractor shall include only such amounts, for the work, supplies or services to which the Provisional Sum relates, as the Architect shall have instructed. For each Provisional Sum, the Architect May instruct:

- a) Work to be executed (including Plant, Materials or services to be supplied) by the Contractor and valued under Sub-Clause 13.3 [Variation Procedure]; and/or
- b) Plant, Materials or services to be purchased by the Contractor, from a nominated Subcontractor (as defined in Clause 5 [Nominated Subcontractors]) or otherwise; and for which there shall be included in the Contract Price:
  - i) The actual amounts paid (or due to be paid) by the Contractor, and
  - ii) a sum for overhead charges and profit, calculated as a percentage of these actual amounts by applying the relevant percentage rate (if any) stated in the appropriate Schedule. If there is no such rate, the percentage rate stated in **the Special Conditions of Contract** shall be applied.

136.2 The Contractor shall, when required by the Engineer, produce quotations, invoices, vouchers and accounts or receipts in substantiation.

### **137 Dayworks**

- 13.7.1 For work of a minor or incidental nature, the Architect may instruct that a Variation shall be executed on a daywork basis. The work shall then be valued in accordance with the Daywork Schedule included in the Contract, and the following procedure shall apply. If a Daywork Schedule is not included in the Contract, this Sub-Clause shall not apply.
- 13.7.2 Before ordering Goods for the work, the Contractor shall submit quotations to the Engineer. When applying for payment, the Contractor shall submit invoices, vouchers and accounts or receipts for any Goods.
- 13.7.3 Except for any items for which the Daywork Schedule specifies that payment is not due, the Contractor shall deliver each day to the Architect accurate statements induplicate which shall include the following details of the resources used in executing the previous day's work:
- a) The names, occupations and time of Contractor's Personnel,
  - b) the identification, type and time of Contractor's Equipment and Temporary Works, and
  - c) the quantities and types of Plant and Materials used.
- 13.7.4 One copy of each statement will, if correct, or when agreed, be signed by the Architect and returned to the Contractor. The Contractor shall then submit priced statements of these resources to the Engineer, prior to their inclusion in the next Statement under Sub-Clause 14.3 [Application for Interim Payment Certificates].

### **138 Adjustments for Changes in Legislation**

- 13.8.1 The Contract Price shall be adjusted to take account of any increase or decrease in Cost resulting from a change in the Laws of Kenya (including the introduction of new Laws and the repeal or modification of existing Laws) or in the judicial or official governmental interpretation of such Laws, made after the Base Date, which affect the Contractor in the performance of obligations under the Contract.
- 13.8.2 If the Contractor suffers (or will suffer) delay and/or incurs (or will incur) additional Cost as a result of these changes in the Laws or in such interpretations, made after the Base Date, the Contractor shall give notice to the Architect and shall be entitled subject to Sub-Clause 20.1 [Contractor's Claims] to:
- a) an extension of time for any such delay, if completion is or will be delayed, under Sub-Clause 8.4 [Extension of Time for Completion], and
  - b) payment of any such Cost, which shall be included in the Contract Price.
- 13.8.3 After receiving this notice, the Architect shall proceed in accordance with Sub-Clause 3.5 [Determinations] to agree or determine these matters.
- 13.8.4 Notwithstanding the foregoing, the Contractor shall not be entitled to an extension of time if the relevant delay has already been taken into account in the determination of a previous extension of time and such Cost shall not be separately paid if the same shall already have been taken into account in the indexing of any inputs to the table of adjustment data in accordance with the provisions of Sub-Clause 13.8 [Adjustments for Changes in Cost].

### **139 Adjustments for Changes in Cost**

- 13.9.1 In this Sub-Clause, "table of adjustment data" means the completed table of adjustment data for local and foreign currencies included in the Schedules. If there is no such table of adjustment data, this Sub-Clause shall not apply.
- 13.9.2 If this Sub-Clause applies, the amounts payable to the Contractor shall be adjusted for rises or falls in the cost of labor, Goods and other inputs to the Works, by the addition or deduction of the amounts determined by the formulae prescribed in this Sub-Clause. To the extent that full compensation for any rise or fall in Costs is not covered by the provisions of this or other Clauses, the Accepted Contract Amount shall be deemed to have included amounts to cover the contingency of other rises and falls in costs.
- 13.9.3 The adjustment to be applied to the amount otherwise payable to the Contractor, as valued in accordance with the appropriate Schedule and certified in Payment Certificates, shall be determined from formulae for each of the currencies in which the Contract Price is payable. No adjustment is to be applied to work valued on the basis of Cost or current prices. The formulae shall be of the following general type:

## Price Adjustment Formula

Prices shall be adjusted for fluctuations in the cost of inputs only if **provided for in the SCC**. If so provided, the amounts certified in each payment certificate, before deducting for Advance Payment, shall be adjusted by applying the respective price adjustment factor to the payment amounts due in each currency. A separate formula of the type specified below applies:

$$P = A + B \frac{I_m}{I_o}$$

where:

**P** is the adjustment factor for the portion of the Contract Price payable.

**A** and **B** are coefficients **specified in the SCC**, representing then on adjustable and adjustable portions, respectively, of the Contract Price payable and

**I<sub>m</sub>** is the index prevailing at the end of the month being invoiced and **I<sub>o</sub>** is the index prevailing 30 days before Bid opening for inputs payable.

**NOTE:** The sum of the two coefficients A and B should be 1 (one) in the formula for each currency. Normally, both coefficients shall be the same in the formulae for all currencies, since coefficient A, for the non-adjustable portion of the payments, is a very approximate figure (usually 0.15) to take account of fixed cost elements or other nonadjustable components. The sum of the adjustments for each currency are added to the Contract Price.

- 1394 The cost indices or reference prices stated in the table of adjustment data shall be used. If their source is in doubt, it shall be determined by the Engineer. Forth is purpose, reference shall be made to the values of the indices at stated dates (quoted in the fourth and fifth columns respectively of the table) for the purposes of clarification of the source; although these dates (and thus these values) may not correspond to the base cost indices.
- 1395 In cases where the “currency of index” is not the relevant currency of payment, each index shall be converted into the relevant currency of payment at the selling rate, established by the Central Bank of Kenya, of this relevant currency on the above date for which the index is required to be applicable.
- 1396 Until such time as each current cost index is available, the Architect shall determine a provisional index for the issue of Interim Payment Certificates. When a current cost index is available, the adjustment shall be recalculated accordingly.
- 1397 If the Contractor fails to complete the Works within the Time for Completion, adjustment of prices there after shall be made using either (i) each index or price applicable on the date 49 days prior to the expiry of the Time for Completion of the Works, or (ii) the current index or price, whichever is more favorable to the Procuring Entity.
- 1398 The weightings (coefficients) for each of the factors of cost stated in the table(s) of adjustment data shall only be adjusted if they have been rendered unreasonable, unbalanced or in applicable, as a result of Variations.

## 14 CONTRACT PRICE AND PAYMENT

### 14.1 The Contract Price

14.1.1 Unless otherwise stated in the Special Conditions:

- a) The value of the payment certificate shall be agreed or determined under Sub-Clause 12.3 [Evaluation] and be subject to adjustments in accordance with the Contract;
- b) the Contractor shall pay all taxes, duties and fees required to be paid by him under the Contract, and the Contract Price shall not be adjusted for any of these costs except as stated in Sub-Clause 13.7 [Adjustments for Changes in Legislation];
- c) any quantities which may be set out in the Bill of Quantities or other Schedule are estimated quantities and are not to be taken as the actual and correct quantities:

- i) of the Works which the Contractor is required to execute, or
  - ii) for the purposes of Clause 12 [Measurement and Evaluation]; and
- d) the Contractor shall submit to the Engineer, within 30 days after the Commencement Date, a proposed breakdown of each lump sum price in the Schedules. The Architect may take account of the break down when preparing Payment Certificates but shall not be bound by it.

14.12 Notwithstanding the provisions of subparagraph (b), Contractor's Equipment, including essential spare parts there for, imported by the Contractor for the sole purpose of executing the Contract shall not be exempt from the payment of import duties and taxes upon importation.

## **142 Advance Payment**

**142.1** The Procuring Entity shall make an advance payment, as an interest-free loan for mobilization and cashflow support, when the Contractor submits a guarantee in accordance with this Clause. The total advance payment, the number and timing of instalments (if more than one), and the applicable currencies and proportions, shall be as stated in the **Special Conditions of Contract**.

142.2 Unless and until the Procuring Entity receives this guarantee, or if the total advance payment is not stated in the Special Conditions of Contract, this Sub-Clause shall not apply.

142.3 The Architect shall deliver to the Procuring Entity and to the Contractor an Interim Payment Certificate for the advance payment or its first instalment after receiving a Statement (under Sub-Clause 14.3 [Application for Interim Payment Certificates]) and after the Procuring Entity receives (i) the Performance Security in accordance with Sub-Clause 4.2 [Performance Security] and (ii) a guarantee in amounts and currencies equal to the advance payment. This guarantee shall be issued by a reputable bank or financial institutions elected by the Contractor and shall be in the form annexed to the Special Conditions or in another form approved by the Procuring Entity.

142.4 The Contractor shall ensure that the guarantee is valid and enforceable until the advance payment has been repaid, but its amount shall be progressively reduced by the amount repaid by the Contractor as indicated in the Payment Certificates. If the terms of the guarantee specify its expiry date, and the advance payment has not been repaid by the date 30 days prior to the expiry date, the Contractor shall extend the validity of the guarantee until the advance payment has been repaid.

142.5 Unless stated otherwise in **the Special Conditions of Contract**, the advance payment shall be repaid through percentage deductions from the interim payments determined by the Architect in accordance with Sub-Clause 14.6 [Issue of Interim Payment Certificates], as follows:

- a) Deductions shall commence in the next interim Payment Certificate following that in which the total of all certified interim payments (excluding the advance payment and deductions and repayments of retention) exceeds 30 percent (30%) of the Accepted Contract Amount less Provisional Sums; and
- b) deductions shall be made at the amortization rate stated in the **Special Conditions of Contract** of the amount of each Interim Payment Certificate (excluding the advance payment and deductions for its repayments as well as deductions for retention money) in the currencies and proportions of the advance payment until such time as the advance payment has been repaid; provided that the advance payment shall be completely repaid prior to the time when 90 percent (90%) of the Accepted Contract Amount less Provisional Sums has been certified for payment.

142.6 If the advance payment has not been repaid prior to the issue of the Taking-Over Certificate for the Works or prior to termination under Clause 15 [Termination by Procuring Entity], Clause 16 [Suspension and Termination by Contractor] or Clause 19 [Force Majeure] (as the case may be), the whole of the balance then outstanding shall immediately become due and in case of termination under Clause 15 [Termination by Procuring Entity], except for Sub-Clause 14.2.7 [Procuring Entity's Entitlement to Termination for Convenience], payable by the Contractor to the Procuring Entity.

## **143 Application for Interim Payment Certificates**

143.1 The Contractor shall submit a Statement (in number of copies indicated in the **Special Conditions of Contract**) to the Architect after the end of each month, in a form approved by the Engineer, showing in detail

the amounts to which the Contractor considers itself to be entitled, together with supporting documents which shall include the report on the progress during this month in accordance with Sub-Clause 4.21 [Progress Reports].

- 14.3.2 The Statement shall include the following items, as applicable, which shall be expressed in the various currencies in which the Contract Price is payable, in the sequence listed:
- a) the estimated contract value of the Works executed and the Contractor's Documents produced up to the end of the month (including Variations but excluding items described in sub-paragraphs (b) to (g) below);
  - b) any amounts to be added and deducted for changes in legislation and changes in cost, in accordance with Sub-Clause 13.7 [Adjustments for Changes in Legislation] and Sub-Clause 13.8 [Adjustments for Changes in Cost];
  - c) any amount to be deducted for retention, calculated by applying the percentage of retention stated in **the Special Conditions of Contract** to the total of the above amounts, until the amount so retained by the Procuring Entity reaches the limit of Retention Money (if any) stated in **the Special Conditions of Contract**;
  - d) any amounts to be added for the advance payment and (if more than one instalment) and to be deducted for its repayments in accordance with Sub-Clause 14.2 [Advance Payment];
  - e) any amounts to be added and deducted for Plant and Materials in accordance with Sub-Clause 14.5 [Plant and Materials intended for the Works];
  - f) any other additions or deductions which may have become due under the Contract otherwise, including those under Clause 20 [Claims, Disputes and Arbitration]; and
  - g) the deduction of amounts certified in all previous Payment Certificates.

#### **14.4 Schedule of Payments**

- 14.4.1 If the Contract includes a schedule of payments specifying the instalments in which the Contract Price will be paid, then unless otherwise stated in this schedule:
- a) The instalments quoted in this schedule of payments shall be the estimated contract values for the purposes of sub-paragraph (a) of Sub-Clause 14.3 [Application for Interim Payment Certificates];
  - b) Sub-Clause 14.5 [Plant and Materials intended for the Works] shall not apply; and
  - c) If these instalments are not defined by reference to the actual progress achieved in executing the Works, and if actual progress is found to be less or more than that on which this schedule of payments was based, then the Architect may proceed in accordance with Sub-Clause 3.5 [Determinations] to agree or determine revised instalments, which shall take account of the extent to which progress is less or more than that on which the instalments were previously based.
- 14.4.2 If the Contract does not include a schedule of payments, the Contractor shall submit non-binding estimates of the payments which he expects to become due during each quarterly period. The first estimate shall be submitted within 42 days after the Commencement Date. Revised estimates shall be submitted at quarterly intervals, until the Taking-Over Certificate has been issued for the Works.

#### **14.5 Plant and Materials intended for the Works**

- 14.5.1 If this Sub-Clause applies, Interim Payment Certificates shall include, under sub-paragraph (e) of Sub-Clause 14.3, (i) an amount for Plant and Materials which have been sent to the Site for incorporation in the Permanent Works, and (ii) a reduction when the contract value of such Plant and Materials is included as part of the Permanent Works under sub-paragraph (a) of Sub-Clause 14.3 [Application for Interim Payment Certificates].
- 14.5.2 If the lists referred to in sub-paragraphs (b)(i) or (c)(i) below are not included in the Schedules, this Sub-Clause shall not apply.
- 14.5.3 The Architect shall determine and certify each addition if the following conditions are satisfied:
- a) The Contractor has:
    - i) kept satisfactory records (including the orders, receipts, Costs and use of Plant and Materials) which are available for inspection, and
    - ii) submitted statement of the Cost of acquiring and delivering the Plant and Materials to the Site, supported by satisfactory evidence;
- and either:



- b) the relevant Plant and Materials:
  - i) are those listed in the Schedules for payment when shipped,
  - ii) have been shipped to Kenya, enroute to the Site, in accordance with the Contract; and
  - iii) are described in a clean shipped bill of lading or other evidence of shipment, which has been submitted to the Architect together with evidence of payment of freight and insurance, any other documents reasonably required, and a bank guarantee in a form and issued by an entity approved by the Procuring Entity in amounts and currencies equal to the amount due under this Sub-Clause: this guarantee may be in a similar form to the form referred to in Sub-Clause 14.2 [Advance Payment] and shall be valid until the Plant and Materials are properly stored on Site and protected against loss, damage or deterioration; or
- c) the relevant Plant and Materials:
  - i) are those listed in the Schedules for payment when delivered to the Site, and
  - ii) have been delivered to and are properly stored on the Site, are protected against loss, damage or deterioration and appear to be in accordance with the Contract.

1454 The additional amount to be certified shall be the equivalent of eighty percent (80%) of the Architect determination of the cost of the Plant and Materials (including delivery to Site), taking account of the documents mentioned in this Sub-Clause and of the contract value of the Plant and Materials.

1455 The currencies for this additional amount shall be the same as those in which payment will become due when the contract value is included under sub-paragraph (a) of Sub-Clause 14.3 [Application for Interim Payment Certificates]. At that time, the Payment Certificate shall include the applicable reduction which shall be equivalent to, and in the same currencies and proportions as, this additional amount for the relevant Plant and Materials.

#### **146 Issue of Interim Payment Certificates**

146.1 No amount will be certified or paid until the Procuring Entity has received and approved the Performance Security. Thereafter, the Architect shall, within 30 days after receiving a Statement and supporting documents, deliver to the Procuring Entity and to the Contractor an Interim Payment Certificate which shall state the amount which the Architect fairly determines to be due, with all supporting particulars for any reduction or withholding made by the Architect on the Statement if any.

146.2 However, prior to issuing the Taking-Over Certificate for the Works, the Architect shall not be bound to issue an Interim Payment Certificate in an amount which would (after retention and other deductions) be less than the minimum amount of Interim Payment Certificates (if any) stated **in the Special Conditions of Contract**. In this event, the Architect shall give notice to the Contractor accordingly.

146.3 An Interim Payment Certificate shall not be withheld for any other reason, although:

- a) if anything supplied or work done by the Contractor is not in accordance with the Contract, the cost of rectification or replacement may be withheld until rectification or replacement has been completed; and/or
- b) if the Contractor was or is failing to perform any work or obligation in accordance with the Contract, and had been so notified by the Engineer, the value of this work or obligation may be withheld until the work or obligation has been performed.

4.6.4 The Architect may in any Payment Certificate make any correction or modification that should properly be made to any previous Payment Certificate. A Payment Certificate shall not be deemed to indicate the Architect acceptance, approval, consent or satisfaction.

#### **14.7 Payment**

147.1 The Procuring Entity shall pay to the Contractor:

- a) The advance payment shall be paid within 60 days after signing of the contract by both parties or within 60 days after receiving the documents in accordance with Sub-Clause 4.2 [Performance Security] and Sub-Clause 14.2 [Advance Payment], whichever is later;
- b) The amount certified in each Interim Payment Certificate within 60 days after the Architect Issues Interim Payment Certificate; and
- c) the amount certified in the Final Payment Certificate within 60 days after the Procuring Entity Issues Interim Payment Certificate; or after determination of any disputed amount shown in the Final Statement

in accordance with Sub-Clause 16.2 [Termination by Contractor].

14.7.2 Payment of the amount due in each currency shall be made into the bank account, nominated by the Contractor, in the payment country (forth is currency) specified in the Contract.

#### **14.8 Delayed Payment**

14.8.1 If the Contractor does not receive payment in accordance with Sub-Clause 14.7 [Payment], the Contractor shall be entitled to receive financing charges (simple interest) monthly on the amount unpaid during the period of delay. This period shall be deemed to commence on the date for payment specified in Sub-Clause 14.7 [Payment], irrespective (in the case of its sub-paragraph (b) of the date on which any Interim Payment Certificate is issued.

14.8.2 These financing charges shall be calculated at the annual rate of three percentage points above the mean rate of the Central Bank in Kenya of the currency of payment, or if not available, the inter-bank offered rate, and shall be paid in such currency.

14.8.3 The Contractor shall be entitled to this payment without formal notice and certification, and without prejudice to any other right or remedy.

#### **14.9 Payment of Retention Money**

14.9.1 When the Taking-Over Certificate has been issued for the Works, the first half of the Retention Money shall be certified by the Architect for payment to the Contractor. If a Taking-Over Certificate is issued for a Section or part of the Works, a proportion of the Retention Money shall be certified and paid. This proportion shall be half (50%) of the proportion calculated by dividing the estimated contract value of the Section or part, by the estimated final Contract Price.

14.9.2 Promptly after the latest of the expiry dates of the Defects Liability Periods, the outstanding balance of the Retention Money shall be certified by the Architect for payment to the Contractor. If a Taking-Over Certificate was issued for a Section, a proportion of the second half of the Retention Money shall be certified and paid promptly after the expiry date of the Defects Notification Period for the Section. This proportion shall be half (50%) of the proportion calculated by dividing the estimated contract value of the Section by the estimated final Contract Price.

14.9.3 However, if any work remains to be executed under Clause 11 [Defects Liability], the Architects shall be entitled to withhold certification of the estimated cost of this work until it has been executed.

14.9.4 When calculating these proportions, no account shall be taken of any adjustments under Sub-Clause 13.7 [Adjustments for Changes in Legislation] and Sub-Clause 13.8 [Adjustments for Changes in Cost].

14.9.5 Unless otherwise stated in the Special Conditions, when the Taking-Over Certificate has been issued for the Works and the first half of the Retention Money has been certified for payment by the Engineer, the Contractor shall be entitled to substitute a Retention Money Security guarantee, in the form annexed to the Special Conditions or in another form approved by the Procuring Entity and issued by a reputable bank or financial institution selected by the Contractor, for the second half of the Retention Money.

14.9.6 The Procuring Entity shall return the Retention Money Security guarantee to the Contractor within 14 days after receiving a copy of the Completion Certificate.

#### **14.10 Statement at Completion**

14.10.1 Within 84 days after receiving the Taking-Over Certificate for the Works, the Contractor shall submit to the Architect three copies of a Statement at completion with supporting documents, in accordance with Sub-Clause 14.3 [Application for Interim Payment Certificates], showing:

- a) the value of all work done in accordance with the Contract up to the date stated in the Taking-Over Certificate for the Works,
- b) any further sums which the Contractor considers to be due, and
- c) an estimate of any other amounts which the Contractor considers will become due to him under the Contract. Estimated amounts shall be shown separately in this Statement at completion.

14.10.2 The Architect shall then certify in accordance with Sub-Clause 14.6 [Issue of Interim Payment Certificates].

#### **14.11 Application for Final Payment Certificate**

14.11.1 Within 60 days after receiving the Completion Certificate, the Contractor shall submit, to the Engineer, six copies of a draft final statement with supporting documents showing in detail in a form approved by the Engineer:

- a) The value of all work done in accordance with the Contract, and
- b) Any further sums which the Contractor considers to be due to him under the Contract otherwise.

14.11.2 If the Architect disagrees with or cannot verify any part of the draft final statement, the Contractor shall submit such further information as the Architect may reasonably require within 30 days from receipt of said draft and shall make such changes in the draft as may be agreed between them. The Contractor shall then prepare and submit to the Architect the final statement as agreed. This agreed statement is referred to in these Conditions as the "Final Statement".

14.11.3 However, if, following discussions between the Architect and the Contractor and any changes to the draft final statement which are agreed, it becomes evident that a dispute exists, the Architect shall deliver to the Procuring Entity (with a copy to the Contractor) an Interim Payment Certificate for the agreed parts of the draft final statement. Thereafter, if the dispute is finally resolved under Sub-Clause 20.4 [Obtaining Dispute Board's Decision] or Sub-Clause 20.5 [Amicable Settlement], the Contractor shall then prepare and submit to the Procuring Entity (with a copy to the Engineer) a Final Statement.

#### **14.12 Discharge**

When submitting the Final Statement, the Contractor shall submit a discharge which confirms that the total of the Final Statement represents full and final settlement of all moneys due to the Contractor under or in connection with the Contract. This discharge may state that it becomes effective when the Contractor has received the Performance Security and the outstanding balance of this total, in which event the discharge shall be effective on such date.

#### **14.13 Issue of Final Payment Certificate**

14.13.1 Within 30 days after receiving the Final Statement and discharge in accordance with Sub-Clause 14.11 [Application for Final Payment Certificate] and Sub-Clause 14.12 [Discharge], the Architect shall deliver, to the Procuring Entity and to the Contractor, the Final Payment Certificate which shall state:

- a) The amount which he fairly determines is finally due, and
- b) After giving credit to the Procuring Entity for all amounts previously paid by the Procuring Entity and for all sums to which the Procuring Entity is entitled, the balance (if any) due from the Procuring Entity to the Contractor or from the Contractor to the Procuring Entity, as the case may be.

14.13.2 If the Contractor has not applied for a Final Payment Certificate in accordance with Sub-Clause 14.11 [Application for Final Payment Certificate] and Sub-Clause 14.12 [Discharge], the Architect shall request the Contractor to do so. If the Contractor fails to submit an application within a period of 30 days, the Architect shall issue the Final Payment Certificate for such amount as he fairly determines to be due.

#### **14.14 Cessation of Procuring Entity's Liability**

14.14.1 The Procuring Entity shall not be liable to the Contractor for any matter or thing under or in connection with the Contract or execution of the Works, except to the extent that the Contractor shall have included an amount expressly for it:

- a) in the Final Statement and also,
- b) (except for matters or things arising after the issue of the Taking-Over Certificate for the Works) in the Statement at completion described in Sub-Clause 14.10 [Statement at Completion].

14.14.2 However, this Sub-Clause shall not limit the Procuring Entity's liability under his indemnification obligations, or the Procuring Entity's liability in any case of fraud, deliberate default or reckless misconduct by the Procuring Entity.



## 14.15 Currencies of Payment

The Contract Price shall be paid in the currency or currencies named in the Schedule of Payment Currencies. If more than one currency is so named, payments shall be made as follows:

- a) If the Accepted Contract Amount was expressed in Local Currency only:
  - i) the proportions or amounts of the Local and Foreign Currencies, and the fixed rates of exchange to be used for calculating the payments, shall be as stated in the Schedule of Payment Currencies, except as otherwise agreed by both Parties;
  - ii) payments and deductions under Sub-Clause 13.5 [Provisional Sums] and Sub-Clause 13.7 [Adjustments for Changes in Legislation] shall be made in the applicable currencies and proportions; and
  - iii) other payments and deductions under sub-paragraphs (a) to (d) of Sub-Clause 14.3 [Application for Interim Payment Certificates] shall be made in the currencies and proportions specified in sub-paragraph (a) (i) above;
- b) payment of the damages specified in the Special Conditions of Contract, shall be made in the currencies and proportions specified in the Schedule of Payment Currencies;
- c) other payments to the Procuring Entity by the Contractor shall be made in the currency in which the sum was expended by the Procuring Entity, or in such currency as may be agreed by both Parties;
- d) if any amount payable by the Contractor to the Procuring Entity in a particular currency exceeds the sum payable by the Procuring Entity to the Contractor in that currency, the Procuring Entity may recover the balance of this amount from the sums otherwise payable to the Contractor in other currencies; and
- e) if no rates of exchange are stated in the Schedule of Payment Currencies, they shall be those prevailing on the Base Date and determined by the Central Bank of Kenya.

## 15 TERMINATION BY PROCURING ENTITY

### 15.1 Notice to correct any defects or failures

If the Contractor fails to carry out any obligation under the Contract, the Architect may by notice require the Contractor to make good the failure and to remedy it within 30 days.

### 15.2 Termination by Procuring Entity

- 15.2.1 The Procuring Entity shall be entitled to terminate the Contract if the Contractor breaches the contract based on following circumstances which shall include but not limited to:
- a) fails to comply with Sub-Clause 4.2 [Performance Security] or with a notice under Sub-Clause 15.1 [Notice to Correct],
  - b) abandons the Works or otherwise plainly demonstrates the intention not to continue performance of his obligations under the Contract,
  - c) without reasonable excuse fails:
    - i) to proceed with the Works in accordance with Clause 8 [Commencement, Delays and Suspension], or
    - ii) to comply with a notice issued under Sub-Clause 7.5 [Rejection] or Sub-Clause 7.6 [Remedial Work], within 30 days after receiving it,
  - d) subcontracts the major part or whole of the Works or assigns the Contract without the consent of the Procuring Entity,
  - e) becomes bankrupt or insolvent, goes into liquidation, has a receiving or administration order made against him, compounds with his creditors, or carries on business under a receiver, trustee or manager for the benefit of his creditors, or if any act is done or event occurs which (under applicable Laws) has a similar effect to any of these acts or events, or
  - f) gives or offers to give (directly or indirectly) to any person any bribe, gift, gratuity, commission or other thing of value, as an induce mentor reward:
    - i) for doing or for bearing to do any action in relation to the Contract, or
    - ii) for showing or for bearing to show favor or disfavor to any person in relation to the Contract, or
    - iii) if any of the Contractor's Personnel, agents or Subcontractors gives or offers to give (directly or indirectly) to any person any such induce mentor reward as is described in this sub-paragraph (f). However, lawful inducements and rewards to Contractor's Personnel shall not entitle termination, or
  - g) If the contract or repeatedly fails to remedy delivers defective work,

h) based on reasonable evidence, has engaged in Fraud and Corruption as defined in paragraph 2.2 of the Appendix B to these General Conditions, in competing for or in executing the Contract.

1522 In any of these events or circumstances, the Procuring Entity may, upon giving 14 days' notice to the Contractor, terminate the Contract and expel the Contractor from the Site. However, in the case of subparagraph (e) or (f) or (g) or (h), the Procuring Entity may by notice terminate the Contract immediately.

1523 The Procuring Entity's election to terminate the Contract shall not prejudice any other rights of the Procuring Entity, under the Contract otherwise.

1524 The Contractor shall then leave the Site and deliver any required Goods, all Contractor's Documents, and other design documents made by or for him, to the Engineer. However, the Contractor shall use his best efforts to comply immediately with any reasonable instructions included in the notice (i) for the assignment of any subcontract, and (ii) for the protection of life or property or for the safety of the Works.

1525 After termination, the Procuring Entity may complete the Works and/ or arrange for any other entities to do so. The Procuring Entity and these entities may then use any Goods, Contractor's Documents and other design documents made by or on behalf of the Contractor.

1526 The Procuring Entity shall then give notice that the Contractor's Equipment and Temporary Works will be released to the Contractor at or near the Site. The Contractor shall promptly arrange their removal, at the risk and cost of the Contractor. However, if by this time the Contractor has failed to make a payment due to the Procuring Entity, these items may be sold by the Procuring Entity in order to recover this payment. Any balance of the proceeds shall then be paid to the Contractor.

### **153 Valuation at Date of Termination**

As soon as practicable after a notice of termination under Sub-Clause 15.2 [Termination by Procuring Entity] has taken effect, the Architect shall proceed in accordance with Sub-Clause 3.5 [Determinations] to agree or determine the value of the Works, Goods and Contractor's Documents, and any other sums due to the Contractor for work executed in accordance with the Contract.

### **154 Payment after Termination**

After a notice of termination under Sub-Clause 15.2 [Termination by Procuring Entity] has taken effect, the Procuring Entity may:

- a) Proceed in accordance with Sub-Clause 2.5 [Procuring Entity's Claims],
- b) withhold further payments to the Contractor until the costs of execution, completion and remedying of any defects, damages for delay in completion (if any), and all other costs incurred by the Procuring Entity, have been established, and/ or
- c) recover from the Contractor any losses and damages incurred by the Procuring Entity and any extra costs of completing the Works, after allowing for any sum due to the Contractor under Sub-Clause 15.3 [Valuation at Date of Termination]. After recovering any such losses, damages and extra costs, the Procuring Entity shall pay any balance to the Contractor.

### **155 Procuring Entity's Entitlement to Termination for Convenience**

The Procuring Entity shall be entitled to terminate the Contract, at any time at the Procuring Entity's convenience, by giving notice of such termination to the Contractor. The termination shall take effect 30 days after the later of the dates on which the Contractor receives this notice or the Procuring Entity returns the Performance Security. The Procuring Entity shall not terminate the Contract under this Sub-Clause in order to execute the Works itself or to arrange for the Works to be executed by another contractor or to avoid a termination of the Contract by the Contractor under Clause 16.2 [Termination by Contractor]. After this termination, the Contractor shall proceed in accordance with Sub-Clause 16.3 [Cessation of Work and Removal of Contractor's Equipment] and shall be paid in accordance with Sub-Clause 16.4 [Payment on Termination].

### **156 Fraud and Corruption**

The Contractor shall ensure compliance with the Kenya Government's Anti-Corruption Laws and its prevailing sanctions.

## **15.7 Corrupt gifts and payments of commission**

- 15.7.1 The Contractor shall not;
- a) Offer or give or agree to give to any person in the service of the Procuring Entity any gift or consideration of any kind as an inducement or reward for doing or for bearing to door for having done or for borne to do any act in relation to the obtaining or execution of this or any other Contract for the Procuring Entity or for showing or for bearing to show favor or disfavor to any person in relation to this or any other contract for the Procuring Entity.
  - b) Enter into this or any other contract with the Procuring Entity in connection with which commission has been paid or agreed to be paid by him or on his behalf or to his knowledge, unless before the Contract is made particulars of any such commission and of the terms and conditions of any agreement for the payment there of have been disclosed in writing to the Procuring Entity.
- 15.7.2 Any breach of this Condition by the Contractor or by anyone employed by him or acting on his behalf (whether with or without the knowledge of the Contractor) shall be an offence under the provisions of the Public Procurement and Asset Disposal Act (2015) and the Anti-Corruption and Economic Crimes Act (2003) of the Laws of Kenya.

## **16 SUSPENSION AND TERMINATION BY CONTRACTOR**

### **16.1 Contractor's Entitlement to Suspend Work**

- 16.1.1 If the Architect fails to certify in accordance with Sub-Clause 14.6 [Issue of Interim Payment Certificates] or Sub-Clause 14.7 [Payment], or not receiving instructions that would enable the contractor to proceed with the works in accordance with the program, the Contractor may, after giving not less than 30 days' notice to the Procuring Entity, suspend work (or reduce the rate of work) unless and until the Contractor has received the Payment Certificate, reasonable evidence or payment, as the case may be and as described in the notice.
- 16.1.2 The Contractor's action shall not prejudice his entitlements to financing charges under Sub-Clause 14.8 [Delayed Payment] and to termination under Sub-Clause 16.2 [Termination by Contractor].
- 16.1.3 If the Contractor subsequently receives such Payment Certificate, evidence or payment (as described in the relevant Sub-Clause and in the above notice) before giving a notice of termination, the Contractor shall resume normal working as soon as is reasonably practicable.
- 16.1.4 If the Contractor suffers delay and/or incurs Cost as a result of suspending work (or reducing the rate of work) in accordance with this Sub-Clause, the Contractor shall give notice to the Architect and shall be entitled subject to Sub-Clause 20.1 [Contractor's Claims] to:
- a) an extension of time for any such delay, if completion is or will be delayed, under Sub-Clause 8.4 [Extension of Time for Completion], and
  - b) payment of any such Cost-plus profit, which shall be included in the Contract Price.
- 16.2 After receiving this notice, the Architect shall proceed in accordance with Sub-Clause 3.5 [Determinations] to agree or determine these matters.

### **16.3 Termination by Contractor**

- 16.3.1 The Contractor shall be entitled to terminate the Contract if:
- a) the Architect fails, within 60 days after receiving a Statement and supporting documents, to issue the relevant Payment Certificate,
  - b) the Contractor does not receive the amount due under an Interim Payment Certificate within 90 days after the expiry of the time stated in Sub-Clause 14.7 [Payment] within which payment is to be made (except for deductions in accordance with Sub-Clause 2.5 [Procuring Entity's Claims]),
  - c) the Procuring Entity substantially fails to perform his obligations under the Contract in such manner as to materially and adversely affect the economic balance of the Contract and/or the ability of the Contractor to perform the Contract,
  - d) a prolonged suspension affects the whole of the Works as described in Sub-Clause 8.11 [Prolonged Suspension], or
  - e) the Procuring Entity becomes bankrupt or insolvent, goes into liquidation, has a receiving or administration order made against him, compounds with his creditors, or carries on business under a receiver, trustee or manager for the benefit of his creditors, or if any act is done or event occurs which (under applicable Laws) has a similar effect to any of these acts or events.

- f) the Contractor does not receive the Architect instruction recording the agreement of both Parties on the fulfilment of the conditions for the Commencement of Works under Sub-Clause 8.1 [Commencement of Works].

1632 In any of these events or circumstances, the Contractor may, upon giving 14 days' notice to the Procuring Entity, terminate the Contract. However, in the case of sub-paragraph (f) or (g), the Contractor may by notice terminate the Contract immediately.

1633 The Contractor's election to terminate the Contract shall not prejudice any other rights of the Contractor, under the Contract otherwise.

#### **164 Cessation of Work and Removal of Contractor's Equipment**

After a notice of termination under Sub-Clause 15.5 [Procuring Entity's Entitlement to Termination for Convenience], Sub-Clause 16.2 [Termination by Contractor] or Sub-Clause 19.6 [Optional Termination, Payment and Release] has taken effect, the Contractor shall promptly:

- a) cease all further work, except for such work as may have been instructed by the Architect for the protection of life or property or for the safety of the Works,
- b) hand over Contractor's Documents, Plant, Materials and other work, for which the Contractor has received payment, and
- c) remove all other Goods from the Site, except as necessary for safety, and leave the Site.

#### **165 Payment on Termination**

After a notice of termination under Sub-Clause 16.2 [Termination by Contractor] has taken effect, the Procuring Entity shall promptly:

- a) Return the Performance Security to the Contractor,
- b) pay the Contractor in accordance with Sub-Clause 19.6 [Optional Termination, Payment and Release], and
- c) pay to the Contractor the amount of any loss or damage sustained by the Contractor as a result of this termination.

### **17. RISK AND RESPONSIBILITY**

#### **17.1 Indemnities**

17.1.1 The Contractor shall indemnify and hold harmless the Procuring Entity, the Procuring Entity's Personnel, and their respective agents, against and from all claims, damages, losses and expenses (including legal fees and expenses) in respect of:

- a) Bodily injury, sickness, disease or death, of any person what so ever arising out of or in the course of or by reason of the Contractor's design (if any), the execution and completion of the Works and the remedying of any defects, unless attributable to any negligence, willful actor breach of the Contract by the Procuring Entity, the Procuring Entity's Personnel, or any of their respective agents, and
- b) damage to or loss of any property, real or personal (other than the Works), to the extent that such damage or loss arises out of or in the course of or by reason of the Contractor's design (if any), the execution and completion of the Works and the remedying of any defects, unless and to the extent that any such damage or loss is attributable to any negligence, willful act or breach of the Contract by the Procuring Entity, the Procuring Entity's Personnel, their respective agents, or anyone directly or indirectly employed by any of them.

17.1.2 The Procuring Entity shall indemnify and hold harmless the Contractor, the Contractor's Personnel, and their respective agents, against and from all claims, damages, losses and expenses (including legal fees and expenses) in respect of (1) bodily injury, sickness, disease or death, which is attributable to any negligence, willful act or breach of the Contract by the Procuring Entity, the Procuring Entity's Personnel, or any of their respective agents, and (2) the matters for which liability may be excluded from insurance cover, as described in sub-paragraphs (d)(i), (ii) and (iii) of Sub-Clause 18.3 [Insurance Against Injury to Persons and Damage to Property], unless and to the extent that any such damage or loss is attributable to any negligence, willful actor breach of the Contract by the contractor, the contractor's Personnel, their respective agents, or anyone directly or indirectly employed by any of them.

#### **17.2 Contractor's Care of the Works**

17.2.1 The Contractor shall take full responsibility for the care of the Works and Goods from the Commencement

Date until the Taking-Over Certificate is issued (or is deemed to be issued under Sub-Clause 10.1 [Taking Over of the Works and Sections]) for the Works, when responsibility for the care of the Works shall pass to the Procuring Entity. If a Taking-Over Certificate is issued (or is so deemed to be issued) for any Section or part of the Works, responsibility for the care of the Section or part shall then pass to the Procuring Entity.

1722 After responsibility has accordingly passed to the Procuring Entity, the Contractor shall take responsibility for the care of any work which is outstanding on the date stated in a Taking-Over Certificate, until this outstanding work has been completed.

1723 If any loss or damage happens to the Works, Goods or Contractor's Documents during the period when the Contractor is responsible for their care, from any cause not listed in Sub-Clause 17.3 [Procuring Entity's Risks], the Contractor shall rectify the loss or damage at the Contractor's risk and cost, so that the Works, Goods and Contractor's Documents conform with the Contract.

1724 The Contractor shall be liable for any loss or damage caused by any actions performed by the Contractor after a Taking-Over Certificate has been issued. The Contractor shall also be liable for any loss or damage which occurs after a Taking-Over Certificate has been issued and which arose from a previous event for which the Contractor was liable.

### **173 Procuring Entity's Risks**

The risks referred to in Sub-Clause 17.4 [Consequences of Procuring Entity's Risks] below, in so far as they directly affect the execution of the Works in Kenya, are:

- a) War hostilities (whether war be declared or not),
- b) rebellion, riot, commotion or disorder, terrorism, sabotage by persons other than the Contractor's Personnel,
- c) explosive materials, ionizing gradation or contamination by radio-activity, except as may be attributable to the Contractor's use of such explosives, radiation or radio-activity,
- d) pressure waves caused by aircraft or other aerial devices traveling at sonic or supersonic speeds,
- e) use or occupation by the Procuring Entity of any part of the Permanent Works, except as may be specified in the Contract,
- f) design of any part of the Works by the Procuring Entity's Personnel or by others for whom the Procuring Entity is responsible, and
- g) any operation of the forces of nature which is Unforeseeable or against which an experienced contractor could not reasonably have been expected to have taken adequate preventive precautions.

### **174 Consequences of Procuring Entity's Risks**

174.1 If and to the extent that any of the risks listed in Sub-Clause 17.3 above results in loss or damage to the Works, Goods or Contractor's Documents, the Contractor shall promptly give notice to the Architect and shall rectify this loss or damage to the extent required by the Engineer.

174.2 If the Contractor suffers delay and/ or incurs Cost from rectifying this loss or damage, the Contractor shall give a further notice to the Architect and shall be entitled subject to Sub-Clause 20.1 [Contractor's Claims] to:

- (a) An extension of time for any such delay, if completion is or will be delayed, under Sub-Clause 8.4 [Extension of Time for Completion], and
- (b) payment of any such Cost, which shall be included in the Contract Price. In the case of sub-paragraphs (e) and (g) of Sub-Clause 17.3 [Procuring Entity's Risks], Accrued Costs shall be payable.

174.3 After receiving this further notice, the Architect shall proceed in accordance with Sub-Clause 3.5 [Determinations] to agree or determine these matters.

### **175 Intellectual and Industrial Property Rights**

175.1 In this Sub-Clause, "infringement" shall refer to an infringement (or alleged infringement) of any patent, registered design, copyright, trade mark, trade name, trade secret or other intellectual or industrial property right relating to the Works; and "claim" shall refer to a claim (or proceedings pursuing a claim) alleging an infringement.

175.2 Whenever a Party does not give notice to the other Party of any claim within 30 days of receiving the claim, the first Party shall be deemed to have waived any right to indemnity under this Sub-Clause.



- 1753 The Procuring Entity shall indemnify and hold the Contractor harmless against and from any claim alleging an infringement which is or was:
- a) An un avoidable result of the Contractor's compliance with the Contract, or
  - b) A result of any Works being used by the Procuring Entity:
    - i) for a purpose other than that indicated by, or reasonably to be inferred from, the Contract, or
    - ii) in conjunction with anything not supplied by the Contractor, unless such use was disclosed to the Contractor prior to the Base Date or is stated in the Contract.
- 1754 The Contractor shall indemnify and hold the Procuring Entity harmless again stand from any other claim which arises out of or in relation to (i) the manufacture, use, sale or import of any Goods, or (ii) any design for which the Contractor is responsible.
- 1755 If a Party is entitled to be indemnified under this Sub-Clause, the indemnifying Party may (at its cost) conduct negotiations for the settlement of the claim, and any litigation or arbitration which may arise from it. The other Party shall, at the request and cost of the indemnifying Party, assist in contesting the claim. This other Party (and its Personnel) shall not make any admission which might be prejudicial to the indemnifying Party, unless the indemnifying Party failed to take over the conduct of any negotiations, litigation or arbitration upon being requested to do so by such other Party.
- 1756 For operation and maintenance of any plant or equipment installed, the contractor shall grant a non-exclusive and non-transferable license to the Procuring Entity under the patent, utility models ,or other intellectual rights owned by the contractor or a third party from whom the contract or has received the rights to grant sub-licenses and shall also grant to the Procuring Entity a non-exclusive and non-transferable rights (without the rights to sub-license) to use the know-how and other technical information disclosed to the contract or under the contract. Nothing contained here-in shall be construed as transferring ownership of any patent, utility model, trademark, design, copy right, know-how or other intellectual rights from the contractor or any other third party to the Procuring Entity.

## **17.6 Limitation of Liability**

- 17.6.1 Neither Party shall be liable to the other Party for loss of use of any Works, loss of profit, loss of any contractor for any in director consequential loss or damage which may be suffered by the other Party in connection with the Contract, other than as specifically provided in Sub-Clause 8.7 [Delay Damages]; Sub-Clause 11.2 [Cost of Remedying Defects]; Sub-Clause 15.4 [Payment after Termination]; Sub-Clause 16.4 [Payment on Termination]; Sub-Clause 17.1 [Indemnities]; Sub-Clause 17.4(b) [Consequences of Procuring Entity's Risks] and Sub-Clause 17.5 [Intellectual and Industrial Property Rights].
- 17.6.2 The total liability of the Contractor to the Procuring Entity, under or in connection with the Contract other than under Sub-Clause 4.19 [Electricity, Water and Gas], Sub-Clause 4.20 [Procuring Entity's Equipment and Free- Issue Materials], Sub-Clause 17.1 [Indemnities] and Sub-Clause 17.5 [Intellectual and Industrial Property Rights], shall not exceed the sum resulting from the application of a multiplier (less or greater than one) to the Accepted Contract Amount, as stated in **the Special Conditions of Contract**, or (if such multiplier or other sum is not so stated) the Accepted Contract Amount.
- 17.6.3 This Sub-Clause shall not limit liability in any case of fraud, deliberate default or reckless misconduct by the defaulting Party.

## **17.7 Use of Procuring Entity's Accommodation/Facilities**

- 17.7.1 The Contractor shall take full responsibility for the care of the Procuring Entity provided accommodation and facilities, if any, as detailed in the Specification, from the respective dates of hand-over to the Contractor until cessation of occupation (where hand-over or cessation of occupation may take place after the date stated in the Taking-Over Certificate for the Works).
- 17.7.2 If any loss or damage happens to any of the above items while the Contractor is responsible for their care arising from any cause whatsoever other than those for which the Procuring Entity is liable, the Contractor shall, at his own cost, rectify the loss or damage to the satisfaction of the Engineer.

## **18 INSURANCE**

### **18.1 General Requirements for Insurances**

- 18.1.1 In this Clause, “insuring Party” means, for each type of insurance, the Party responsible for effecting and maintaining the insurance specified in the relevant Sub-Clause.

- 18.12 Wherever the Contractor is the insuring Party, each insurance shall be effected with insurers and in terms approved by the Procuring Entity. These terms shall be consistent with any terms agreed by both Parties before the date of the Letter of Acceptance. This agreement of terms shall take precedence over the provisions of this Clause.
- 18.13 Wherever the Procuring Entity is the insuring Party, each insurance shall be effected with insurers and in terms acceptable to the Contractor. These terms shall be consistent with any terms agreed by both Parties before the date of the Letter of Acceptance. This agreement of terms shall take precedence over the provisions of this Clause.
- 18.14 If a policy is required to indemnify joint insured, the cover shall apply separately to each insured as though a separate policy had been issued for each of the joint insured. If a policy indemnifies additional joint insured, namely in addition to the insured specified in this Clause, (i) the Contractor shall act under the policy on behalf of these additional joint insured except that the Procuring Entity shall act for Procuring Entity's Personnel, (ii) additional joint insured shall not be entitled to receive payments directly from the insurer or to have any other direct dealings with the insurer, and (iii) the insuring Party shall require all additional joint insured to comply with the conditions stipulated in the policy.
- 18.15 Each policy insuring against loss or damage shall provide for payments to be made in the currencies required to rectify the loss or damage. Payments received from insurers shall be used for the rectification of the loss or damage.
- 18.16 The relevant insuring Party shall, within the respective periods stated in **the Special Conditions of Contract** (calculated from the Commencement Date), submit to the other Party:
- a) Evidence that the insurances described in this Clause have been affected, and
  - b) copies of the policies for the insurances described in Sub-Clause 18.2 [Insurance for Works and Contractor's Equipment] and Sub-Clause 18.3 [Insurance against Injury to Persons and Damage to Property].
- 18.17 When each premium is paid, the insuring Party shall submit evidence of payment to the other Party. Whenever evidence or policies are submitted, the insuring Party shall also give notice to the Engineer.
- 18.18 Each Party shall comply with the conditions stipulated in each of the insurance policies. The insuring Party shall keep the insurers informed of any relevant changes to the execution of the Works and ensure that insurance is maintained in accordance with this Clause.
- 18.19 Neither Party shall make any material alteration to the terms of any insurance without the prior approval of the other Party. If an insurer makes (or attempts to make) any alteration, the Party first notified by the insurer shall promptly give notice to the other Party.
- 18.1.10 If the insuring Party fails to effect and keep in force any of the insurances it is required to effect and maintain under the Contract, the Contractor fails to provide satisfactory evidence and copies of policies in accordance with this Sub-Clause, the other Party may (at its option and without prejudice to any other right or remedy) effect insurance for the relevant coverage and pay the premiums due. The insuring Party shall pay the amount of these premiums to the other Party, and the Contract Price shall be adjusted accordingly.
- 18.1.11 Nothing in this Clause limits the obligations, liabilities or responsibilities of the Contractor or the Procuring Entity, under the other terms of the Contract otherwise. Any amounts not insured or not recovered from the insurers shall be borne by the Contractor and/or the Procuring Entity.
- 18.1.12 Procuring Entity in accordance with these obligations, liabilities or responsibilities. However, if the insuring Party fails to effect and keep in force an insurance which is available and which it is required to effect and maintain under the Contract, and the other Party neither approves the omission nor effects insurance for the coverage relevant to this default, any moneys which should have been recoverable under this insurance shall be paid by the insuring Party.
- 18.1.13 Payments by one Party to the other Party shall be subject to Sub-Clause 2.5 [Procuring Entity's Claims] or Sub-Clause 20.1 [Contractor's Claims], as applicable.
- 18.1.14 The Contractor shall be entitled to place all insurance relating to the Contract (including, but not limited to the insurance referred to Clause 18) with insurers from any eligible source country.

## 182 Insurance for Works and Contractor's Equipment

- 182.1 The insuring Party shall insure the Works, Plant, Material and Contractor's Documents for not less than the full reinstatement cost including the costs of demolition, removal of debris and professional fees and profit. This insurance shall be effective from the date by which the evidence is to be submitted under sub-paragraph (a) of Sub-Clause 18.1 [General Requirements for Insurances], until the date of issue of the Taking-Over Certificate for the Works.
- 182.2 The insuring Party shall maintain this insurance to provide cover until the date of issue of the Performance Certificate, for loss or damage for which the Contractor is liable arising from a cause occurring prior to the issue of the Taking-Over Certificate, and for loss or damage caused by the Contractor in the course of any other operations (including those under Clause 11 [Defects Liability]).
- 182.3 The insuring Party shall insure the Contractor's Equipment for not less than the full replacement value, including delivery to Site. For each item of Contractor's Equipment, the insurance shall be effective while it is being transported to the Site and until it is no longer required as Contractor's Equipment.
- 182.4 Unless otherwise stated in the Special Conditions, insurances under this Sub-Clause:
- a) Shall be effected and maintained by the Contractor as insuring Party,
  - b) shall be in the joint names of the Parties, who shall be jointly entitled to receive payments from the insurers, payments being held or allocated to the Party actually bearing the costs of rectifying the loss or damage,
  - c) shall cover all loss and damage from any cause not listed in Sub-Clause 17.3 [Procuring Entity's Risks],
  - d) shall also cover, to the extent specifically required in the tendering documents of the Contract, loss or damage to a part of the Works which is attributable to the use or occupation by the Procuring Entity of another part of the Works, and loss or damage from the risks listed in sub-paragraphs (c), (g) and (h) of Sub-Clause 17.3 [Procuring Entity's Risks], excluding (in each case) risks which are not insurable at commercially reasonable terms, with deductibles per occurrence of not more than the amount stated **in the Special Conditions** of Contract (if an amount is not so stated, this sub-paragraph (d) shall not apply), and
  - e) may however exclude loss of, damage to, and reinstatement of:
    - i) a part of the Works which is in a defective condition due to a defect in its design, materials or workmanship (but cover shall include any other parts which are lost or damaged as a direct result of this defective condition and not as described in sub-paragraph (ii) below),
    - ii) a part of the Works which is lost or damaged in order to reinstate any other part of the Works if this other part is in a defective condition due to a defect in its design, materials or workmanship,
    - iii) a part of the Works which has been taken over by the Procuring Entity, except to the extent that the Contractor is liable for the loss or damage, and
    - iv) Goods while they are not in Kenya, subject to Sub-Clause 14.5 [Plant and Materials intended for the Works].
- 182.5 If, more than one year after the Base Date, the cover described in sub-paragraph (d) above ceases to be available at commercially reasonable terms, the Contractor shall (as insuring Party) give notice to the Procuring Entity, with supporting particulars. The Procuring Entity shall then (i) be entitled subject to Sub-Clause 2.5 [Procuring Entity's Claims] to payment of an amount equivalent to such commercially reasonable terms as the Contractor should have expected to have paid for such cover, and (ii) be deemed, unless he obtains the cover at commercially reasonable terms, to have approved the omission under Sub-Clause 18.1 [General Requirements for Insurances].

## 183 Insurance against Injury to Persons and Damage to Property

- 183.1 The insuring Party shall insure against each Party's liability for any loss, damage, death or bodily injury which may occur to any physical property (except things insured under Sub-Clause 18.2 [Insurance for Works and Contractor's Equipment]) or to any person (except persons insured under Sub-Clause 18.4 [Insurance for Contractor's Personnel]), which may arise out of the Contractor's performance of the Contract and occurring before the issue of the Performance Certificate.
- 183.2 This insurance shall be for a limit per occurrence of not less than the amount stated in **the Special Conditions of Contract**, with no limit on the number of occurrences. If an amount is not stated in the **Special Conditions of Contract**, this Sub-Clause shall not apply.
- 183.3 Unless otherwise stated in the Special Conditions, the insurances specified in this Sub-Clause:
- a) Shall be effected and maintained by the Contractor as insuring Party,



- b) shall be in the joint names of the Parties,
- c) shall be extended to cover liability for all loss and damage to the Procuring Entity's property (except things insured under Sub-Clause 18.2) arising out of the Contractor's performance of the Contract, and
- d) may however exclude liability to the extent that it arises from:
  - i) the Procuring Entity's right to have the Permanent Works executed on, over, under, in or
  - ii) through any land, and to occupy this land for the Permanent Works,
  - iii) damage which is an unavoidable result of the Contractor's obligations to execute the
  - iv) Works and remedy any defects, and
  - v) a cause listed in Sub-Clause 17.3 [Procuring Entity's Risks], except to the extent that cover is available at commercially reasonable terms.

## **184 Insurance for Contractor's Personnel**

- 184.1 The Contractor shall effect and maintain insurance against liability for claims, damages, losses and expenses (including legal fees and expenses) arising from injury, sickness, disease or death of any person employed by the Contractor or any other of the Contractor's Personnel.
- 184.2 The insurance shall cover the Procuring Entity and the Architect against liability for claims, damages, losses and expenses (including legal fees and expenses) arising from injury, sickness, disease or death of any person employed by the Contractor or any other of the Contractor's Personnel, except that this insurance may exclude losses and claims to the extent that they arise from any act or neglect of the Procuring Entity or of the Procuring Entity's Personnel.
- 184.3 The insurance shall be maintained in full force and effect during the whole time that these personnel are assisting in the execution of the Works. For a Subcontractor's employees, the insurance may be effected by the Subcontractor, but the Contractor shall be responsible for compliance with this Clause.

## **19. FORCE MAJEURE**

### **19.1 Definition of Force Majeure**

- 19.1.1 In this Clause, "Force Majeure" means an exceptional event or circumstance:
- a) Which is beyond a Party's control,
  - b) Which such Party could not reasonably have provided against before entering into the Contract,
  - c) which, having arisen, such Party could not reasonably have avoided or overcome, and
  - d) which is not substantially attributable to the other Party.
- 19.1.2 Force Majeure may include, but is not limited to, exceptional events or circumstances of the kind listed below, so long as conditions (a) to (d) above are satisfied:
- a) war, hostilities (whether war be declared or not), invasion, act of foreign enemies,
  - b) rebellion, terrorism, sabotage by persons other than the Contractor's Personnel, revolution, insurrection, military or usurped power, or civil war,
  - c) riot, commotion, disorder, strike or lockout by persons other than the Contractor's Personnel,
  - d) munitions of war, explosive materials, ionizing radiation or contamination by radio-activity, except as may be attributable to the Contractor's use of such munitions, explosives, radiation or radio-activity, and
  - e) natural catastrophes such as earthquake, hurricane, typhoon or volcanic activity.

### **19.2 Notice of Force Majeure**

- 19.2.1 If a Party is or will be prevented from performing its substantial obligations under the Contract by Force Majeure, then it shall give notice to the other Party of the event or circumstances constituting the Force Majeure and shall specify the obligations, the performance of which is or will be prevented. The notice shall be given within 14 days after the Party became aware, or should have become aware, of the relevant event or circumstance constituting Force Majeure.
- 19.2.2 The Party shall, having given notice, be excused performance of its obligations for so long as such Force Majeure prevents it from performing them.
- 19.2.3 Notwithstanding any other provision of this Clause, Force Majeure shall not apply to obligations of either Party to make payments to the other Party under the Contract.

### **19.3 Duty to Minimize Delay**

Each Party shall at all times use all reasonable endeavors to minimize any delay in the performance of the

Contract as a result of Force Majeure. A Party shall give notice to the other Party when it ceases to be affected by the Force Majeure.

#### **194 Consequences of Force Majeure**

194.1 If the Contractor is prevented from performing his substantial obligations under the Contract by Force Majeure of which notice has been given under Sub-Clause 19.2 [Notice of Force Majeure], and suffers delay and/ or incurs Cost by reason of such Force Majeure, the Contractor shall be entitled subject to Sub-Clause 20.1 [Contractor's Claims] to:

- a) an extension of time for any such delay, if completion is or will be delayed, under Sub-Clause 8.4 [Extension of Time for Completion], and
- b) if the event or circumstance is of the kind described in sub-paragraphs (i) to (iv) of Sub-Clause 19.1 [Definition of Force Majeure] and, in sub-paragraphs (ii) to (iv), occurs in Kenya, payment of any such Cost, including the costs of rectifying or replacing the Works and/or Goods damaged or destroyed by Force Majeure, to the extent they are not indemnified through the insurance policy referred to in Sub-Clause 18.2 [Insurance for Works and Contractor's Equipment].

194.2 After receiving this notice, the Architect shall proceed in accordance with Sub-Clause 3.5 [Determinations] to agree or determine these matters.

#### **195 Force Majeure Affecting Subcontractor**

If any Subcontractor is entitled under any contract or agreement relating to the Works to relief from force majeure on terms additional to or broader than those specified in this Clause, such additional or broader force majeure events or circumstances shall not excuse the Contractor's non-performance or entitle him to relief under this Clause.

#### **196 Optional Termination, Payment and Release**

196.1 If the execution of substantially all the Works in progress is prevented for a continuous period of 84 days by reason of Force Majeure of which notice has been given under Sub-Clause 19.2 [Notice of Force Majeure], or for multiple periods which total more than 140 days due to the same notified Force Majeure, then either Party may give to the other Party a notice of termination of the Contract. In this event, the termination shall take effect 7 days after the notice is given, and the Contractor shall proceed in accordance with Sub-Clause 16.3 [Cessation of Work and Removal of Contractor's Equipment].

196.2 Upon such termination, the Architect shall determine the value of the work done and issue a Payment Certificate which shall include:

- a) the amount payable for any work carried out for which a price is stated in the Contract;
- b) the Cost of Plant and Materials ordered for the Works which have been delivered to the Contractor, or of which the Contractor is liable to accept delivery: this Plant and Materials shall become the property of (and be at the risk of) the Procuring Entity when paid for by the Procuring Entity, and the Contractor shall place the same at the Procuring Entity's disposal;
- c) other Cost or liabilities which in the circumstances were reasonably and necessarily incurred by the Contractor in the expectation of completing the Works;
- d) the Cost of removal of Temporary Works and Contractor's Equipment from the Site and the return of these items to the Contractor's works in his country (or to any other destination at no greater cost); and
- e) the Cost of repatriation of the Contractor's staff and lab or employed wholly in connection with the Works at the date of termination.

#### **197 Release from Performance**

Notwithstanding any other provision of this Clause, if any event or circumstance outside the control of the Parties (including, but not limited to, Force Majeure) arises which makes it impossible or unlawful for either or both Parties to fulfil its or their contractual obligations or which, under the law governing the Contract, entitles the Parties to be released from further performance of the Contract, then upon notice by either Party to the other Party of such event or circumstance:

- a) The Parties shall be discharged from further performance, without prejudice to the rights of either Party in respect of any previous breach of the Contract, and
- b) The sum payable by the Procuring Entity to the Contractor shall be the same as would have been payable under Sub-Clause 19.6 [Optional Termination, Payment and Release] if the Contract had been terminated under Sub-Clause 19.6.

## **20 SETTLEMENT OF CLAIMS AND DISPUTES**

### **20.1 Contractor's Claims**

- 20.1.1 If the Contractor considers itself to be entitled to any extension of the Time for Completion and/or any additional payment, under any Clause of these Conditions or otherwise in connection with the Contract, the Contractor shall give Notice to the Engineer, describing the event or circumstance giving rise to the claim. The notice shall be given as soon as practicable, and not later than 30 days after the Contractor became aware, or should have become aware, of the event or circumstance.
- 20.1.2 If the Contractor fails to give notice of a claim within such period of 30 days, the Time for Completion shall not be extended, the Contractor shall not be entitled to additional payment, and the Procuring Entity shall be discharged from all liability in connection with the claim. Otherwise, the following provisions of this Sub-Clause shall apply.
- 20.1.3 The Contractor shall also submit any other notices which are required by the Contract, and supporting particulars for the claim, all as relevant to such event or circumstance.
- 20.1.4 The Contractor shall keep such contemporary records as may be necessary to substantiate any claim, either on the Site or at another location acceptable to the Engineer. Without admitting the Procuring Entity's liability, the Architect may, after receiving any notice under this Sub-Clause, monitor the record-keeping and/or instruct the Contractor to keep further contemporary records. The Contractor shall permit the Architect to inspect all these records and shall (if instructed) submit copies to the Engineer.
- 20.1.5 Within 42 days after the Contractor became aware (or should have become aware) of the event or circumstance giving rise to the claim, or within such other period as may be proposed by the Contractor and approved by the Engineer, the Contractor shall send to the Architect fully detailed claim which includes full supporting particulars of the basis of the claim and of the extension of time and/ or additional payment claimed. If the event or circumstance giving rise to the claim has a continuing effect:
- a) This fully detailed claim shall be considered as interim;
  - b) The Contractor shall send further interim claims at monthly intervals, giving the accumulated delay and/ or amount claimed, and such further particulars as the Architect may reasonably require; and
  - c) The Contractor shall send a final claim within 30 days after the end of the effects resulting from the event or circumstance, or within such other period as may be proposed by the Contractor and approved by the Engineer.
- 20.1.6 Within 42 days after receiving a Notice of a claim or any further particulars supporting a previous claim, or within such other period as may be proposed by the Architect and approved by the Contractor, the Architect shall respond with approval, or with disapproval and detailed comments. He may also request any necessary further particulars but shall nevertheless give his response on the principles of the claim within the above defined time period.
- 20.1.7 Within the above defined period of 42 days, the Architect shall proceed in accordance with Sub-Clause 3.5 [Determinations] to agree or determine (i) the extension (if any) of the Time for Completion (before or after its expiry) in accordance with Sub-Clause 8.4 [Extension of Time for Completion], and/or (ii) the additional payment (if any) to which the Contractor is entitled under the Contract.
- 20.1.8 Each Payment Certificate shall include such additional payment for any claim as has been reasonably substantiated as due under the relevant provision of the Contract. Unless and until the particulars supplied are sufficient to substantiate the whole of the claim, the Contractor shall only be entitled to payment for such part of the claim as he has been able to substantiate.
- 20.1.9 If the Architect does not respond within the time frame defined in this Clause, either Party may consider that the claim is rejected by the Architect and any of the Parties may refer the dispute for amicable settlement in accordance with Clause 20.3.
- 20.1.10 The requirements of this Sub-Clause are in addition to those of any other Sub-Clause which may apply to a claim. If the Contractor fails to comply with this or another Sub-Clause in relation to any claim, any extension of time and/ or additional payment shall take account of the extent (if any) to which the failure has prevented or prejudiced proper investigation of the claim, unless the claim is excluded under the second paragraph of this Sub-Clause 20.3.

## **202 Procuring Entity's Claims**

- 202.1 If the Procuring Entity considers itself to be entitled to any payment under any Clause of these Conditions or otherwise in connection with the Contract, and/or to any extension of the Defects Notification Period, the Procuring Entity or the Architect shall give notice and particulars to the Contractor. However, notice is not required for payments due under Sub-Clause 4.19 [Electricity, Water and Gas], under Sub-Clause 4.20 [Procuring Entity's Equipment and Free-Issue Materials], or for other services requested by the Contractor.
- 202.2 The notice shall be given as soon as practicable and no longer than 30 days after the Procuring Entity became aware, or should have become aware, of the event or circumstances giving rise to the claim. A notice relating to any extension of the Defects Notification Period shall be given before the expiry of such period.
- 202.3 The particulars shall specify the Clause or other basis of the claim and shall include substantiation of the amount and/or extension to which the Procuring Entity considers itself to be entitled in connection with the Contract. The Architect shall then proceed in accordance with Sub-Clause 3.5 [Determinations] to agree or determine (i) the amount (if any) which the Procuring Entity is entitled to be paid by the Contractor, and/ or (ii) the extension (if any) of the Defects Notification Period in accordance with Sub-Clause 11.3 [Extension of Defects Notification Period].
- 202.4 This amount may be included as a deduction in the Contract Price and Payment Certificates. The Procuring Entity shall only be entitled to set off against or make any deduction from an amount certified in a Payment Certificate, or to otherwise claim against the Contractor, in accordance with this Sub-Clause.

## **203 Amicable Settlement**

Where a notice of a claim has been given, both Parties shall attempt to settle the dispute amicably before the commencement of arbitration. However, unless both Parties agree otherwise, the Party giving a notice of a claim in accordance with Sub-Clause 20.1 above should move to commence arbitration after 60 days from the day on which a notice of a claim was given, even if no attempt at an amicable settlement has been made.

## **204 Matters that may be referred to arbitration**

Notwithstanding anything stated herein the following matters may be referred to arbitration before the practical completion of the Works or abandonment of the Works or termination of the Contract by either party:

- a) Whether or not the issue of an instruction by the Architect is empowered by these Conditions.
- b) Whether or not a certificate has been improperly withheld or is not in accordance with these Conditions.
- c) Any dispute arising in respect risks arising from matters referred to in Clause 17.3 and Clause 19.
- e) All other matters shall only be referred to arbitration after the completion or alleged completion of the Works or termination or alleged termination of the Contract, unless the Procuring Entity and the Contractor agree otherwise in writing.

## **205 Arbitration**

- 205.1 Any claim or dispute between the Parties arising out of or in connection with the Contract not settled amicably in accordance with Sub-Clause 20.3 shall be finally settled by arbitration.
- 205.2 No arbitration proceedings shall be commenced on any claim or dispute where notice of a claim or dispute has not been given by the applying party within ninety days of the occurrence or discovery of the matter or issue giving rise to the dispute.
- 205.3 Notwithstanding the issue of a notice as stated above, the arbitration of such a claim or dispute shall not commence unless an attempt has in the first instance been made by the parties to settle such claim or dispute amicably with or without the assistance of third parties. Proof of such attempt shall be required.
- 205.4 The Arbitrator shall, without prejudice to the generality of his powers, have powers to direct such measurements, computations, tests or valuations as may in his opinion be desirable in order to determine the rights of the parties and assess and award any sums which ought to have been the subject of or included in any certificate.

- 2055 The Arbitrator shall, without prejudice to the generality of his powers, have powers to open up, review and revise any certificate, opinion, decision, requirement or notice and to determine all matters in dispute which shall be submitted to him in the same manner as if no such certificate, opinion, decision require mentor notice had been given.
- 2056 The arbitrators shall have full power to open up, review and revise any certificate, determination, instruction, opinion or valuation of the Engineer, relevant to the dispute. Nothing shall disqualify representatives of the Parties and the Architect from being called as a witness and giving evidence before the arbitrators on any matter whatsoever relevant to the dispute.
- 2057 Neither Party shall be limited in the proceedings before the arbitrators to the evidence, or to the reasons for dissatisfaction given in its Notice of Dissatisfaction.
- 2057 Arbitration may be commenced prior to or after completion of the Works. The obligations of the Parties, and the Architect shall not be altered by reason of any arbitration being conducted during the progress of the Works.
- 2058 The terms of the remuneration of each or all the members of Arbitration shall be mutually agreed upon by the Parties when agreeing the terms of appointment. Each Party shall be responsible for paying one-half of this remuneration.

## **20.6 Arbitration with National Contractors**

- 2061 If the Contract is with national contractors, arbitration proceedings will be conducted in accordance with the Arbitration Laws of Kenya. In case of any claim or dispute, such claim or dispute shall be notified in writing by either party to the other with a request to submit it to arbitration and to concur in the appointment of an Arbitrator within thirty days of the notice. The dispute shall be referred to the arbitration and final decision of a person to be agreed between the parties. Failing agreement to concur in the appointment of an Arbitrator, the Arbitrator shall be appointed, on the request of the applying party, by the Chairman or Vice Chairman of any of the following professional institutions;
- i) Architectural Association of Kenya
  - ii) Institute of Quantity Surveyors of Kenya
  - iii) Association of Consulting Engineers of Kenya
  - iv) Chartered Institute of Arbitrators (Kenya Branch)
  - v) Institution of Engineers of Kenya
- 2062 The institution written to first by the aggrieved party shall take precedence over all other institutions.

## **20.7 Arbitration with Foreign Contractors**

- 2071 Arbitration with foreign contractors shall be conducted in accordance with the arbitration rules of the United Nations Commission on International Trade Law (UNCITRAL); or with proceedings administered by the International Chamber of Commerce (ICC) and conducted under the ICC Rules of Arbitration; by one or more arbitrators appointed in accordance with said arbitration rules.
- 2072 The place of arbitration shall be a location specified in the **SCC**; and the arbitration shall be conducted in the language for communications defined in Sub-Clause 1.4 [Law and Language].

## **20.8 Alternative Arbitration Proceedings**

Alternatively, the Parties may refer the matter to the Nairobi Centre for International Arbitration (NCIA) which offers a neutral venue for the conduct of national and international arbitration with commitment to providing institutional support to the arbitral process.

## **20.9 Failure to Comply with Arbitrator's Decision**

- 2091 The award of such Arbitrator shall be final and binding up on the parties.
- 2092 In the event that a Party fails to comply with a final and binding Arbitrator's decision, then the other Party may, without prejudice to any other rights it may have, refer the matter to a competent court of law.

## **20.10 Contract operations to continue**

Notwithstanding any reference to arbitration herein,

- 1.1.1 the parties shall continue to perform their respective obligations under the Contract unless they otherwise agree; and
- 1.1.2 the Procuring Entity shall pay the Contractor any monies due the Contractor.



## Section IX - Special Conditions of Contract

The following Special Conditions shall supplement the GCC. Whenever there is a conflict, the provisions here in shall prevail over those in the GCC.

Conditions	Sub-Clause	Data
<b>Part A - Contract Data</b>		
Procuring Entity's name and address	Heading	The Procuring Entity is <b>State Department of Housing and Urban Development</b>
Name and Reference No. of the Contract	Heading and 1.1	<i>Proposed Development of Mulot, Chebunyo and Ololulunga Fresh Produce Markets (ESP) Tender No. MLPWHUD/SDHUD/UDD/ESP/015/2023-2024 – Cluster 15</i>
Engineers Name and address	Heading and 3.1.1	<i>Director, Urban Development Department, State Department for Housing and Urban Development, P.O Box 30119-00100, Nairobi, Kenya</i>
Contractor's Representative's name	4.3.1	<i>[insert the name of the Contractor's Representative agreed by the Procuring Entity prior to Contract signature]</i>
Key Personnel names	16.9.1	<i>[insert the name of each Key Personnel agreed by the Procuring Entity prior to Contract signature]</i>
Time for Completion	1.1.	<u>24 weeks</u>
Defects Notification Period	1.1	<u>6 months</u>
Sections	1.1	<i>If Sections are to be used, refer to Table: Summary of Sections below</i>
Electronic transmission systems	1.3	N/A
Time for the Parties entering into a Contract Agreement	1.6	Within 30 days
Commencement Date	8.1.1	The start date shall be 14 days after site handing over
Time for access to the Site	2.1.1	No later than the Commencement Date, and not later than 14 no. days after Commencement Date
Architect Duties and Authority	3.1.6 (b) (ii)	Variations resulting in an increase of the Accepted Contract Amount shall be <b>as guided by the Public Procurement and Asset Disposal Act, 2015 and all amendments thereafter and attendant Regulations.</b>
Performance Security	4.2.1	The performance security will be in the form of a performance bond in the amount(s) of 10% percent of the Accepted Contract Amount and in the same currency(ies) of the Accepted Contract Amount.
Delay damages for the Works	8.7 & 14.15(b)	<u>Ksh. 20,000 per week.</u> <i>If Sections are to be used, refer to Table: Summary of Sections below</i>
Maximum amount of delay damages	8.7.1	10% of the final Contract Price.
Provisional Sums	13.6. (b)(ii)	<i>[If there are Provisional Sums, insert a percentage for adjustment of Provisional Sums]</i> _____% - N/A
Adjustments for Changes in Cost	13.9	Not applicable
Total advance payment	14.2.1	Not applicable

Conditions	Sub-Clause	Data
Repayment amortization rate of advance payment	14.2.5 (b)	Not applicable
Percentage of Retention	14.3.2 (c)	10%
Limit of Retention Money	14.3.2 (c)	10% of the Accepted Contract Amount
Plant and Materials	14.5.3(b)(i)	Not applicable
	14.5.3(c)(i)	Not applicable
Minimum Amount of Interim Payment Certificates	14.6.2	10% of the Accepted Contract Amount.
Publishing source of commercial interest rates for financial charges in case of delayed payment	14.8	Specify _____% rate per month of delayed payment. -According to CBK rates.
Maximum total liability of the Contractor to the Procuring Entity	17.6.2	10% of the Accepted Contract Amount
Periods for submission of insurance: a. evidence of insurance. b. relevant policies	18.1.6	<i>[Insert period for submission of evidence of insurance and policy. Period may be from 14 days to 30days.]</i> 14 days 14 days
Maximum amount of deductibles for insurance of the Procuring Entity's risks	18.2.4 (d)	<i>[Insert maximum amount of deductibles] -N/A</i>
Minimum amount of third-party insurance	18.3.2	<i>[Insert amount of third-party insurance]- N/A</i>
The place of arbitration	20.7.2	<i>Nairobi, Kenya</i>



## ***SECTION X - CONTRACT FORMS***

FORM No. 1 - NOTIFICATION OF INTENTION TO AWARD

FORM No. 2 - REQUEST FOR REVIEW

FORM No. 3 - LETTER OF AWARD

FORM No. 4 - CONTRACT AGREEMENT

FORM No. 5 - PERFORMANCE SECURITY [Option 1 - Unconditional Demand Bank Guarantee]

FORM No. 6 - PERFORMANCE SECURITY [Option 2- Performance Bond]

FORM No. 7 - ADVANCE PAYMENT SECURITY

FORM No. 8 - RETENTION MONEY SECURITY

**FORM No 1: NOTIFICATION OF INTENTION TO AWARD OF CONTRACT**

This Notification of Award shall be sent to each Tenderer that submitted a Tender and was not successful. Send this Notification to the Tenderer's Authorized Representative named in the Tender Information Form on the format below.

**FORMAT**

1. For the attention of Tenderer's Authorized Representative
  - i) Name: *[insert Authorized Representative's name]*
  - ii) Address: *[insert Authorized Representative's Address]*
  - iii) Telephone: *[insert Authorized Representative's telephone/fax numbers]*
  - iv) Email Address: *[insert Authorized Representative's email address]*

*[IMPORTANT: insert the date that this Notification is transmitted to Tenderers. The Notification must be sent to all Tenderers simultaneously. This means on the same date and as close to the same time as possible.]*

2. Date of transmission: *[email]* on *[date]* (local time)

This Notification is sent by *(Name and designation)* \_\_\_\_\_

3. Notification of Award
  - i) Procuring Entity: *[insert the name of the Procuring Entity]*
  - ii) Project: *[insert name of project]*
  - iii) Contract title: *[insert the name of the contract]*
  - iv) ITT No: *[insert ITT reference number from Procurement Plan]*

This Notification of Intention to Award (Notification) notifies you of our decision to award the above contract. The transmission of this Notification begins the Standstill Period. During the Standstill Period, you may:

4. Request a debriefing in relation to the evaluation of your tender by submitting a Procurement-related Complaint in relation to the decision to award the contracts.
  - a) The successful tenderers
    - i) Name of successful Tender \_\_\_\_\_
    - ii) Address of the successful Tender \_\_\_\_\_  
\_\_\_\_\_
    - iii) Contract price of the successful Tender Kenya Shillings \_\_\_\_\_  
(in words \_\_\_\_\_)
  - b) The reasons for your tender being unsuccessful are as follows:
  - c) Other Tenderers

Names of all Tenderers that submitted a Tender. If the Tender's price was evaluated include the evaluated price as well as the Tender price as read out.

SNo	Name of Tender	Tender Price as read out	Tender's evaluated price (Note a)	One Reason Why Not Evaluated
1				
2				
3				
4				
5				

(Note a) State NE if not evaluated

#### 5. How to request a debriefing

- a) DEADLINE: The dead line to request a debriefing expires at midnight on [insert date] (local time).
- b) You may request a debriefing in relation to the results of the evaluation of your Tender. If you decide to request a debriefing your written request must be made within three (3) Business Days of receipt of this Notification of Intention to Award.
- c) Provide the contract name, reference number, name of the Tenderer, contact details; and address the request for debriefing as follows:
  - i) Attention: [insert full name of person, if applicable]
  - ii) Title/position: [insert title/position]
  - iii) Agency: [insert name of Procuring Entity]
  - iv) Email address: [insert email address]
- d) If your request for a debriefing is received within the 3 Days deadline, we will provide the debriefing within five (3) Business Days of receipt of your request. If we are unable to provide the debriefing within this period, the Standstill Period shall be extended by five (3) Days after the date that the debriefing is provided. If this happens, we will notify you and confirm the date that the extended Standstill Period will end.
- e) The debriefing may be in writing, by phone, video conference call or in person. We shall promptly advise you in writing how the debriefing will take place and confirm the date and time.
- f) If the deadline to request a debriefing has expired, you may still request a debriefing. In this case, we will provide the debriefing as soon as practicable, and normally no later than fifteen (15) Days from the date of publication of the Contract Award Notice.

#### 6. How to make a complaint

- a) Period: Procurement-related Complaint challenging the decision to award shall be submitted by midnight, [insert date] (local time).
- b) Provide the contract name, reference number, name of the Tenderer, contact details; and address the Procurement-related Complaint as follows:
  - i) Attention: [insert full name of person, if applicable]
  - ii) Title/position: [insert title/position]
  - iii) Agency: [insert name of Procuring Entity]
  - iv) Email address: [insert email address]
- c) At this point in the procurement process, you may submit a Procurement-related Complaint challenging the decision to award the contract. You do not need to have requested, or received, a debriefing before making this complaint. Your complaint must be submitted within the Standstill Period and received by us before the Standstill Period ends.
- d) Further information: For more information refer to the Public Procurement and Disposals Act 2015 and its Regulations available from the Website [www.ppra.go.ke](http://www.ppra.go.ke).

You should read these documents before preparing and submitting your complaint.

- e) There are four essential requirements:
  - i) You must be an 'interested party'. In this case, that means a Tenderer who submitted a Tender in this tendering process and is the recipient of a Notification of Intention to Award.
  - ii) The complaint can only challenge the decision to award the contract.
  - iii) You must submit the complaint within the period stated above.
  - iv) You must include, in your complaint, all of the information required to support your complaint.

**7. Standstill Period**

- i) **DEADLINE:** The Standstill Period is due to end at midnight on [*insert date*] (local time).
- ii) The Standstill Period lasts ten (14) Days after the date of transmission of this Notification of Intention to Award.
- iii) The Standstill Period may be extended as stated in paragraph Section 5(d) above.

If you have any questions regarding this Notification please do not hesitate to contact us. On behalf of the Procuring Entity:

**Signature:** \_\_\_\_\_

**Name:** \_\_\_\_\_

**Title/position:** \_\_\_\_\_

\_\_\_\_\_

**Telephone:** \_\_\_\_\_

\_\_\_\_\_

**FORM NO. 2- REQUEST FOR REVIEW**

**FORM FOR REVIEW (r.203(1))**

**PUBLIC PROCUREMENT ADMINISTRATIVE REVIEW BOARD**

**APPLICATION NO..... OF.....20.....**

**BETWEEN**

..... **APPLICANT**

**AND**

.....**RESPONDENT (Procuring Entity)**

Request for review of the decision of the..... (Name of the Procuring Entity of .....dated the...day of .....20.....in the matter of Tender No.....of .....20..... for ..... (Tender description).

**REQUEST FOR REVIEW**

I/We....., the above named Applicant(s), of address: Physical address..... P. O. Box No..... Tel. No..... Email ....., hereby request the Public Procurement Administrative Review Board to review the whole/part of the above mentioned decision on the following grounds , namely:

- 1.
- 2.

By this memorandum, the Applicant requests the Board for an order/orders that:

- 1.
- 2.

SIGNED .....(Applicant) Dated on.....day of ...../...20.....

---

FOR OFFICIAL USE ONLY Lodged with the Secretary Public Procurement Administrative Review Board on.....day of .....20.....

**SIGNED**

**Board Secretary**

**FORM NO 3: LETTER OF AWARD**

*letterhead paper of the Procuring Entity]*

*[date]*

To: *[name and address of the Contractor]*

This is to notify you that your Tender dated *[date]* for execution of the *[name of the Contract and identification number, as given in the Contract Data]* for the Accepted Contract Amount *[amount in numbers and words]* *[name of currency]*, as corrected and modified in accordance with the Instructions to Tenderers, is here by accepted by..... *(name of Procuring Entity)*.

You are requested to furnish the Performance Security within in accordance with the Conditions of Contract, using, for that purpose, one of the Performance Security Forms included in Section VIII, Contract Forms, of the Tender Document.

Authorized Signature: .....

Name and Title of Signatory: .....

Name of Procuring Entity: .....

Attachment: *Contract Agreement*: .....

**FORM NO 4: CONTRACT AGREEMENT**

THIS AGREEMENT made the day of..... 20....., between.....  
.....of..... (hereinafter “the Procuring  
Entity”), of the one part, and \_\_\_\_\_ of \_\_\_\_\_ (hereinafter  
“the Contractor”), of the other part:

WHEREAS the Procuring Entity desires that the Works known as \_\_\_\_\_ should be  
executed by the Contractor, and has accepted a Tender by the Contractor for the execution and completion of these  
Works and the remedying of any defects there in,

The Procuring Entity and the Contractor agree as follows:

1. In this Agreement words and expressions shall have the same meanings as are respectively assigned to them in the Contract documents referred to.
2. The following documents shall be deemed to form and be read and construed as part of this Agreement. This Agreement shall prevail over all other Contract documents.
  - a) The Notification of Award
  - b) the Form of Tender
  - c) the addenda Nos \_\_\_\_\_ (if any)
  - d) the Special Conditions of Contract
  - e) the General Conditions of Contract;
  - f) the Specifications
  - g) the Drawings; and
  - h) the completed Schedules and any other documents forming part of the contract.
3. In consideration of the payments to be made by the Procuring Entity to the Contractor as specified in this Agreement, the Contractor here by covenants with the Procuring Entity to execute the Works and to remedy defects therein in conformity in all respects with the provisions of the Contract.
4. The Procuring Entity here by covenants to pay the Contractor in consideration of the execution and completion of the Works and the remedying of defects there in, the Contract Price or such other sum as may become payable under the provisions of the Contract at the times and in the manner prescribed by the Contract.

INWITNESS where of the parties here to have caused this Agreement to be executed in accordance with the  
Laws of Kenya on the day, month and year specified above.

Signed and sealed by \_\_\_\_\_ (for the Procuring Entity)

Signed and sealed by \_\_\_\_\_ (for the Contractor).

**FORM NO. 5 - PERFORMANCE SECURITY**

**[Option 1 - Unconditional Demand Bank Guarantee]**

*[Guarantor letterhead]*

**Beneficiary:** *[insert name and Address of Procuring Entity]*

**Date:** \_\_\_\_\_ *[Insert date of issue]*

**Guarantor:** *[Insert name and address of place of issue, unless indicated in the letterhead]*

1. We have been informed that \_\_\_\_\_ (hereinafter called "the Contractor") has entered into Contract No. \_\_\_\_\_ dated \_\_\_\_\_ with (name of Procuring Entity) \_\_\_\_\_ (the Procuring Entity as the Beneficiary), for the execution of \_\_\_\_\_ (hereinafter called "the Contract").
2. Furthermore, we understand that, according to the conditions of the Contract, a performance guarantee is required.
3. At the request of the Contractor, we as Guarantor, here by irrevocably undertake to pay the Beneficiary any sum or sums not exceeding in total an amount of \_\_\_\_\_ (in words ),<sup>1</sup> such sum being payable in the types and proportions of currencies in which the Contract Price is payable, upon receipt by us of the Beneficiary's complying demand supported by the Beneficiary's statement, whether in the demand itself or in a separate signed document accompanying or identifying the demand, stating that the Applicant is in breach of its obligation(s) under the Contract, without the Beneficiary needing to prove or to show grounds for your demand or the sum specified therein.
4. This guarantee shall expire, no later than the.....Day of.....,2.....<sup>2</sup>, and any demand for payment under it must be received by us at the office indicated above on or before that date.
5. The Guarantor agrees to a one-time extension of this guarantee for a period not to exceed *[six months] [one year]*, in response to the Beneficiary's written request for such extension, such request to be presented to the Guarantor before the expiry of the guarantee.” .....

*[Name of Authorized Official, signature(s) and seals/stamps]*

**Note:** *All italicized text (including footnotes) is for use in preparing this form and shall be deleted from the final product.*

<sup>1</sup>The Guarantor shall insert an amount representing the percentage of the Accepted Contract Amount specified in the Letter of Acceptance, less provisional sums, if any, and denominated either in the currency of the Contract or a freely convertible currency acceptable to the Beneficiary.

<sup>2</sup>Insert the date twenty-eight days after the expected completion date as described in GC Clause 11.9. The Procuring Entity should note that in the event of an extension of this date for completion of the Contract, the Procuring Entity would need to request an extension of this guarantee from the Guarantor. Such request must be in writing and must be made prior to the expiration date established in the guarantee.



**FORM No. 6- PERFORMANCE SECURITY**

**[Option 2– Performance Bond]**

*[Note: Procuring Entities are advised to use Performance Security – Unconditional Demand Bank Guarantee instead of Performance Bond due to difficulties involved in calling Bond holder to action]*

*[Guarantor letterhead or SWIFT identifier code]* **Beneficiary:** *[insert name and Address of Procuring Entity]*

**Date:** \_\_\_\_\_ *[Insert date of issue]* **PERFORMANCE BOND No.:** \_\_\_\_\_

**Guarantor:** *[Insert name and address of place of issue, unless indicated in the letterhead]*

1. By this Bond \_\_\_\_\_ as Principal (hereinafter called “the Contractor”) and \_\_\_\_\_] as Surety (hereinafter called “the Surety”), are held and firmly bound unto \_\_\_\_\_] as Obligee (hereinafter called “the Procuring Entity”) in the amount of \_\_\_\_\_ for the payment of which sum well and truly to be made in the types and proportions of currencies in which the Contract Price is payable, the Contractor and the Surety bind themselves, their heirs, executors, administrators, successors and assigns, jointly and severally, firmly by these presents.
2. WHEREAS the Contractor has entered into a written Agreement with the Procuring Entity dated the \_\_\_\_\_ day of \_\_\_\_\_, 20\_\_\_\_\_, for \_\_\_\_\_ in accordance with the documents, plans, specifications, and amendments there to, which to the extent here in provided for, are by reference made part here of and are here in after referred to as the Contract.
3. NOW, THEREFORE, the Condition of this Obligation is such that, if the Contractor shall promptly and faithfully perform the said Contract (including any amendments thereto), then this obligation shall be null and void; otherwise, it shall remain in full force and effect. Whenever the Contractor shall be, and declared by the Procuring Entity to be, in default under the Contract, the Procuring Entity having performed the Procuring Entity's obligations there under, the Surety may promptly remedy the default, or shall promptly:
  - a) Complete the Contract in accordance with its terms and conditions; or
  - b) Obtain a tender or tenders from qualified tenderers for submission to the Procuring Entity for completing the Contract in accordance with its terms and conditions, and upon determination by the Procuring Entity and the Surety of the lowest responsive Tenderers, arrange for a Contract between such Tenderer, and Procuring Entity and make available as work progresses (even though there should be a default or a succession of defaults under the Contract or Contracts of completion arranged under this paragraph) sufficient funds to pay the cost of completion less the Balance of the Contract Price; but not exceeding, including other costs and damages for which the Surety may be liable hereunder, the amount set forth in the first paragraph hereof. The term “Balance of the Contract Price,” as used in this paragraph, shall mean the total amount payable by Procuring Entity to Contractor under the Contract, less the amount properly paid by Procuring Entity to Contractor; or
  - c) Pay the Procuring Entity the amount required by Procuring Entity to complete the Contract in accordance with its terms and conditions up to a total not exceeding the amount of this Bond.
4. The Surety shall not be liable for a greater sum than the specified penalty of this Bond.
5. Any suit under this Bond must be instituted before the expiration of one year from the date of the issuing of the Taking-Over Certificate. No right of action shall accrue on this Bond to or for the use of any person or corporation other than the Procuring Entity named here in or the heirs, executors, administrators, successors, and assigns of the Procuring Entity.
6. In testimony whereof, the Contractor has here unto set his hand and affixed his seal, and the Surety has caused these presents to be sealed with his corporate seal duly at tested by the signature of his legal representative, this day \_\_\_\_\_ of \_\_\_\_\_ 20\_\_\_\_\_.

SIGNED ON \_\_\_\_\_ on behalf of \_\_\_\_\_

By \_\_\_\_\_ in the capacity of \_\_\_\_\_

In the presence of \_\_\_\_\_

SIGNED ON \_\_\_\_\_ on behalf of \_\_\_\_\_

By \_\_\_\_\_ in the capacity of \_\_\_\_\_

In the presence of \_\_\_\_\_

**FORM NO. 7 - ADVANCE PAYMENT SECURITY**

**[Demand Bank Guarantee]**

*[Guarantor letterhead]*

**Beneficiary:** \_\_\_\_\_ *[Insert name and Address of Procuring Entity]* **Date:** \_\_\_\_\_ *[Insert date of issue]*

**ADVANCE PAYMENT GUARANTEE No.:** *[Insert guarantee reference number]*

**Guarantor:** *[Insert name and address of place of issue, unless indicated in the letterhead]*

1. We have been informed that \_\_\_\_\_ (hereinafter called "the Contractor") has entered into Contract No. \_\_\_\_\_ dated \_\_\_\_\_ with the Beneficiary, for the execution of \_\_\_\_\_ (hereinafter called "the Contract").
2. Furthermore, we understand that, according to the conditions of the Contract, an advance payment in the sum \_\_\_\_\_ (in words \_\_\_\_\_) is to be made against an advance payment guarantee.
3. At the request of the Contractor, we as Guarantor, here by irrevocably undertake to pay the Beneficiary any sum or sums not exceeding in total an amount of \_\_\_\_\_ (in words \_\_\_\_\_)<sup>1</sup> upon receipt by us of the Beneficiary's complying demand supported by the Beneficiary's statement, whether in the demand itself or in a separate signed document accompanying or identifying the demand, stating either that the Applicant:
  - a) Has used the advance payment for purposes other than the costs of mobilization in respect of the Works; or
  - b) Has failed to repay the advance payment in accordance with the Contract conditions, specifying the amount which the Applicant has failed to repay.
4. A demand under this guarantee may be presented as from the presentation to the Guarantor of a certificate from the Beneficiary's bank stating that the advance payment referred to above has been credited to the Contractor on its account number \_\_\_\_\_ at \_\_\_\_\_.
5. The maximum amount of this guarantee shall be progressively reduced by the amount of the advance payment repaid by the Contractor as specified in copies of interim statements or payment certificates which shall be presented to us. This guarantee shall expire, at the latest, upon our receipt of a copy of the interim payment certificate indicating that ninety (90) percent of the Accepted Contract Amount, less provisional sums, has been certified for payment, or on the \_\_\_\_\_ day of \_\_\_\_\_, 2 \_\_\_\_\_, <sup>2</sup> \_\_\_\_\_, <sup>2</sup> whichever is earlier. Consequently, any demand for payment under this guarantee must be received by us at this office on or before that date.
6. The Guarantor agrees to a one-time extension of this guarantee for a period not to exceed *[six months]* *[one year]*, in response to the Beneficiary's written request for such extension, such request to be presented to the Guarantor before the expiry of the guarantee.

\_\_\_\_\_  
*[Name of Authorized Official, signature(s) and seals/stamps]*

**Note:** *All italicized text (including footnotes) is for use in preparing this form and shall be deleted from the final product.*

<sup>1</sup>The Guarantor shall insert an amount representing the amount of the advance payment and denominated either in the currency of the advance payment as specified in the Contract.

<sup>2</sup>Insert the expected expiration date of the Time for Completion. The Procuring Entity should note that in the event of an extension of the time for completion of the Contract, the Procuring Entity would need to request an extension of this guarantee from the Guarantor. Such request must be in writing and must be made prior to the expiration date established in the guarantee.

**FORM NO. 8 – RETENTION MONEY SECURITY**

**[Demand Bank Guarantee]**

*[Guarantor letterhead]*

**Beneficiary:** \_\_\_\_\_ *[Insert name and Address of Procuring Entity]*

**Date:** \_\_\_\_\_ *[Insert date of issue]*

**Advance payment guarantee no.** *[Insert guarantee reference number]*

**Guarantor:** *[Insert name and address of place of issue, unless indicated in the letterhead]*

1. We have been informed that \_\_\_\_\_ *[insert name of Contractor, which in the case of a joint venture shall be the name of the joint venture]* (hereinafter called "the Contractor") has entered into Contract No. \_\_\_\_\_ *[insert reference number of the contract]* dated \_\_\_\_\_ with the Beneficiary, for the execution of \_\_\_\_\_ *[insert name of contract and brief description of Works]* (hereinafter called "the Contract").
2. Furthermore, we understand that, according to the conditions of the Contract, the Beneficiary retains moneys up to the limit set forth in the Contract ("the Retention Money"), and that when the Taking-Over Certificate has been issued under the Contract and the first half of the Retention Money has been certified for payment, and payment of *[insert the second half of the Retention Money]* is to be made against a Retention Money guarantee.
3. At the request of the Contractor, we, as Guarantor, hereby irrevocably undertake to pay the Beneficiary any sum or sums not exceeding in total an amount of *[insert amount in figures]* \_\_\_\_\_ (*[insert amount in words* \_\_\_\_\_ *]*)<sup>1</sup> upon receipt by us of the Beneficiary's complying demand supported by the Beneficiary's statement, whether in the demand itself or in a separate signed document accompanying or identifying the demand, stating that the Contractor is in breach of its obligation(s) under the Contract, without your needing to prove or showgrounds for your demand or the sum specified there in.
4. A demand under this guarantee may be presented as from the presentation to the Guarantor of a certificate from the Beneficiary's bank stating that the second half of the Retention Money as referred to above has been credited to the Contractor on its account number \_\_\_\_\_ at \_\_\_\_\_ *[insert name and address of Applicant's bank]*.
5. This guarantee shall expire no later than the.....Day of.....2.....<sup>2</sup>, and any demand for payment under it must be received by us at the office indicated above on or before that date.
6. The Guarantor agrees to a one-time extension of this guarantee for a period not to exceed *[six months]* *[one year]*, in response to the Beneficiary's written request for such extension, such request to be presented to the Guarantor before the expiry of the guarantee.

---

*[Name of Authorized Official, signature(s) and seals/stamps]*

**Note:** *All italicized text (including footnotes) is for use in preparing this form and shall be deleted from the final product.*

<sup>1</sup>The Guarantor shall insert an amount representing the amount of the second half of the Retention Money.

<sup>2</sup>Insert a date that is twenty-eight days after the expiry of retention period after the actual completion date of the contract. The Procuring Entity should note that in the event of an extension of this date for completion of the Contract, the Procuring Entity would need to request an extension of this guarantee from the Guarantor. Such request must be in writing and must be made prior to the expiration date established in the guarantee.

**FORM NO. 9 BENEFICIAL OWNERSHIP DISCLOSURE FORM**

**(Amended and issued pursuant to PPRA CIRCULAR No. 02/2022)**

**INSTRUCTIONS TO TENDERERS: DELETE THIS BOX ONCE YOU HAVE COMPLETED THE FORM**

*This Beneficial Ownership Disclosure Form (“Form”) is to be completed by the successful tenderer pursuant to Regulation 13 (2A) and 13 (6) of the Companies (Beneficial Ownership Information) Regulations, 2020. In case of joint venture, the tenderer must submit a separate Form for each member. The beneficial ownership information to be submitted in this Form shall be current as of the date of its submission.*

*For the purposes of this Form, a Beneficial Owner of a Tenderer is any natural person who ultimately owns or controls the legal person (tenderer) or arrangements or a natural person on whose behalf a transaction is conducted, and includes those persons who exercise ultimate effective control over a legal person (Tenderer) or arrangement.*

Tender Reference No.: \_\_\_\_\_ [insert identification  
no] Name of the Tender Title/Description: \_\_\_\_\_ [insert name of the  
assignment] to: \_\_\_\_\_ [insert complete name of Procuring Entity]

In response to the requirement in your notification of award dated \_\_\_ [insert date of notification of award] to furnish additional information on beneficial ownership: \_\_\_\_\_ [select one option as applicable and delete the options that are not applicable]

I) We here by provide the following beneficial ownership information.

**Details of Beneficial ownership**

	Details of all Beneficial Owners		% of shares a person holds in the company Directly or indirectly	% of voting rights a person holds in the company	Whether a person directly or indirectly holds a right to appoint or remove a member of the board of directors of the company or an equivalent governing body of the Tenderer (Yes / No)	Whether a person directly or indirectly exercises significant influence or control over the Company (tenderer) (Yes / No)
<b>1.</b>	Full Name		Directly----- ----- % of shares	Directly..... .....% of voting rights	1. Having the right to appoint a majority of the board of the directors or an equivalent governing body of the Tenderer: Yes ----No---- 2. Is this right held directly or indirectly?:  Direct..... ...  Indirect..... ...	1. Exercises significant influence or control over the Company body of the Company (tenderer)  Yes ----No---- 2. Is this influence or control exercised directly or indirectly?  Direct.....  Indirect.....
	National identity card number or Passport number					
	Personal Identification Number (where applicable)		Indirectly---- ----- % of shares	Indirectly----- % of voting rights		
	Nationality					
	Date of birth [dd/mm/yyyy]					
	Postal address					
	Residential address					
	Telephone number					
	Email address					
	Occupation or profession					

Details of all Beneficial Owners		% of shares a person holds in the company Directly or indirectly	% of voting rights a person holds in the company	Whether a person directly or indirectly holds a right to appoint or remove a member of the board of directors of the company or an equivalent governing body of the Tenderer (Yes / No)	Whether a person directly or indirectly exercises significant influence or control over the Company (tenderer) (Yes / No)
2.	Full Name	Directly----- ----- % of shares	Directly..... .....% of voting rights	1. Having the right to appoint a majority of the board of the directors or an equivalent governing body of the Tenderer: Yes -----No---- 2. Is this right held directly or indirectly?:  Direct..... ...  Indirect..... ...	1. Exercises significant influence or control over the Company body of the Company (tenderer) Yes -----No---- 2. Is this influence or control exercised directly or indirectly?  Direct.....  Indirect.....
	National identity card number or Passport number				
	Personal Identification Number (where applicable)	Indirectly---- ----- % of shares	Indirectly----- % of voting rights		
	Nationality(ies)				
	Date of birth [dd/mm/yyyy]				
	Postal address				
	Residential address				
	Telephone number				
	Email address				
Occupation or profession					
3.					
e.t					
.c					

II) Am fully aware that beneficial ownership information above shall be reported to the Public Procurement Regulatory Authority together with other details in relation to contract awards and shall be maintained in the Government Portal, published and made publicly available pursuant to Regulation 13(5) of the Companies (Beneficial Ownership Information) Regulations, 2020. (Notwithstanding this paragraph Personally Identifiable Information in line with the Data Protection Act shall not be published or made public). *Note that Personally Identifiable Information (PII) is defined as any information that can be used to distinguish one person from another and can be used to deanonymize previously anonymous data. This information includes National identity card number or Passport number, Personal Identification Number, Date of birth, Residential address, email address and Telephone number.*

III) In determining who meets the threshold of who a beneficial owner is, the Tenderer must consider a natural person who in relation to the company:

- (a) holds at least ten percent of the issued shares in the company either directly or indirectly;
- (b) exercises at least ten percent of the voting rights in the company either directly or indirectly;
- (c) holds a right, directly or indirectly, to appoint or remove a director of the company; or
- (d) exercises significant influence or control, directly or indirectly, over the company.

IV) What is stated to herein above is true to the best of my knowledge, information and belief.

Name of the Tenderer: .....\*[insert complete name of the Tenderer]\_\_\_\_\_

*Name of the person duly authorized to sign the Tender on behalf of the Tenderer: \*\* [insert complete name of person duly authorized to sign the Tender]*

*Designation of the person signing the Tender: ..... [insert complete title of the person signing the Tender]*

*Signature of the person named above: ..... [insert signature of person whose name and capacity are shown above]*

*Date this ..... [insert date of signing] day of..... [Insert month], [insert year]*

Bidder Official Stamp